

Teamsters Local Union No. 73 Pension Plan
Application for Special Financial Assistance – Section D: Plan Statements
EIN 51-0149915 / PN 001

Checklist Item 24 – Contact Information

Plan Sponsor Information

Name: Trustees of the Teamsters Local Union No. 73 Pension Plan

Address:

6051 Carey Drive
Valley View, OH 44125-4259

Email: vhanrahan@sbcglobal.net

Telephone Number: (440) 243-0663

Authorized Representative Information

Vicki Hanrahan, Fund Manager
6051 Carey Drive
Valley View, OH 44125
vhanrahan@sbcglobal.net

Actuary

Paul B. Dunlap, FSA, EA, MAAA
Thomas C. Cliffel, FSA, EA, MAAA
Horizon Actuarial Services, LLC
8601 Georgia Avenue, Suite 700
Silver Spring, MD 20910
(240) 247-4600

Legal Counsel

Joseph Mando, Esq.
Faulkner, Hoffman & Phillips
One International Place
20445 Emerald Parkway Drive, Ste. 210
(216) 781-3600

Teamsters Local Union No. 73 Pension Plan
Application for Special Financial Assistance – Section D: Plan Statements
EIN 51-0149915 / PN 001

Checklist Item 25 – Eligibility Criteria for SFA


The Teamsters Local Union No. 73 Pension Plan (the “Plan”) is eligible for benefits under section 4262(b)(1)(C) of ERISA and 29 C.F.R. § 4262.3(a)(1) because, for the Plan Year beginning January 1, 2020, the Plan was certified by the Plan actuary to be in Critical and Declining Status within the meaning of ERISA Section 305(b)(6). The Plan was also certified to be in Critical and Declining Status for the Plan Year beginning January 1, 2021.

Teamsters Local Union No. 73 Pension Plan
Application for Special Financial Assistance – Section D: Plan Statements
EIN 51-0149915 / PN 001

The Board of Trustees of the Teamsters Local Union No. 73 Pension Plan submits to the Pension Benefit Guarantee Corporation this application and the accompanying exhibits for Special Financial Assistance pursuant to Section 4262 of the Employee Retirement Income Security Act (“ERISA”) and the Final Rule at 29 CFR Part 4262.

This application is a revised version of the Plan’s application filed on July 20, 2023 and withdrawn on October 20, 2023.

FRANK GRACE
Name


Signature

11/7/23
Date

Checklist Item 27 – Contribution Assumption Narrative

The description below provides a detailed narrative description of the development of the assumed future contributions and the assumed future withdrawal liability payments used to calculate SFA.

Contribution Rates:

As of the SFA Measurement Date (December 31, 2022), there were two contributing employers, Ferrotherm and Supply One. The contribution rates as required by the Collective Bargaining Agreements in effect on the SFA Measurement Date are as follows:

Employer	Contribution Rate Collectively Bargained as of 12/31/2022
Ferrotherm	\$1.03 per hour
Supply One	\$2.51 per hour

There are no further scheduled contribution rate increases in the Collective Bargaining Agreement effective as of the SFA Measurement Date; therefore, we have assumed none will occur.

In 2022, Ferrotherm made contributions for 113,163 hours, and Supply One made contributions for 23,040 hours. Based on this, we have assumed a blended contribution rate of \$1.28 per hour, as shown:

Employer	A. 2022 Hours	B. Current Contribution Rate	C. Contributions (A. x B.)
1. Ferrotherm	113,163	\$1.03	\$116,557.89
2. Supply One	23,040	\$2.51	\$57,830.40
3. Total (1. + 2.)	136,203		\$174,388.29
4. Average Contribution rate (C.3 ÷ A.3)			\$1.28

Contribution Base Units:

The Plan’s contributory hours have declined significantly over the past 12 years. Total hours for the Plan from 2011 through 2022 are shown in the table below.

Year	Hours	Ratio to Prior Year
2011	241,123	
2012	258,614	1.0725
2013	237,712	0.9192
2014	228,528	0.9614
2015	218,202	0.9548
2016	200,077	0.9169
2017	199,203	0.9956
2018	203,920	1.0237
2019	192,379	0.9434
2020	Covid Exclusion Period	
2021	Covid Exclusion Period	
2022	136,203	0.7080
Average Annual Decline		6.15%

As shown above, the average annual decline was in excess of 3.0%. Therefore, we have assumed that the Plan’s total hours will decline by 3.0% per year for ten years (i.e. from 2023 through 2032), and will decline by 1.0% per year thereafter.

Withdrawal Liability Payments:

As of the SFA Measurement Date, there were no outstanding withdrawal liability payments due to the Plan from withdrawn employers, and we have not assumed that either of the contributing employers will withdraw in the future. Therefore, we have assumed no withdrawal liability income to the Plan.

Checklist Item 28b – Explanation of Assumption Changes from 2020 Status Certification

Administrative Expense Assumption

The certification of Plan Status for the 2020 Plan Year assumed that administrative expenses for the 2020 Plan Year would be \$179,252 (payable as of the middle of the year), and increase by 2.0% per year through 2039.

For the purposes of this application, we have modified the administrative expense assumption in accordance with Section III.A.2 of PBGC SFA 22-07. Specifically, we have made the following modifications to the assumption:

1. Extended the assumed 2.0% increase through the end of the SFA Coverage Period (i.e. the 2051 Plan Year);
2. Increased expenses by \$13 per participant (premium level of \$52, minus projected premium level of \$41 based on 2% inflation assumption) beginning in 2031, to reflect the legislated increase in PBGC premiums as contained in the American Rescue Plan Act;
3. Applied a cap of 15% of projected Plan benefit payments to expenses beginning in 2040.

Contribution Base Unit Assumption

The certification of Plan Status for the 2020 Plan Year assumed that contribution base units (hours) would continue at the level of actual 2019 level through 2037 (i.e., until the Plan's insolvency).

We do not believe this assumption of level hours for almost 20 years to be reasonable given the Plan's history of contributory hours and the outlook for the industry (one of the Plan's two contributing employers, Ferrotherm, manufactures airplane components. The other, Supply One, manufactures packing supplies).

Therefore, we have assumed that hours will decline consistently with Section IV (Generally Acceptable Assumption Changes) of PBGC's Special Financial Assistance Assumptions Guidance (PBGC SFA 22-07). Specifically, we have assumed that hours will decline by 3.0% per year from 2023 through 2032 (the average annual decline in hours from 2011 through 2022, excluding 2020 and 2021, exceeded 3.0% per year), and that hours will decline by 1% per year after 2032 through 2051.

Teamsters Local Union No. 73 Pension Plan
Application for Special Financial Assistance – Section D: Plan Statements
EIN 51-0149915 / PN 001

The average annual hours decline from 2011 through 2022 was 6.15% per year (excluding the Covid Period), as shown in the following table:

Year	Hours	Ratio to Prior Year
2011	241,123	
2012	258,614	1.0725
2013	237,712	0.9192
2014	228,528	0.9614
2015	218,202	0.9548
2016	200,077	0.9169
2017	199,203	0.9956
2018	203,920	1.0237
2019	192,379	0.9434
2020	Covid Exclusion Period	
2021	Covid Exclusion Period	
2022	136,203	0.7080
Average Annual Decline		6.15%

Mortality Assumption

The mortality assumption used in the certification of Plan Status for the 2020 Plan Year was the RP2014 mortality table with blue collar adjustment, projected backward to 2006 with Mortality Improvement Scale MP-2014 and forward to 2017 with Mortality Improvement Scale MP-2017. For disabled lives, the RP2014 disabled annuitant mortality table was used, similarly projected to 2017 using Scale MP-2017.

We propose to use mortality assumption consistent with Section III.B of PBGC SFA 22-07, specifically the PRI-2012 blue collar mortality table, projected generationally using Mortality Improvement Scale MP-2021, with the PRI-2012 disabled annuitant mortality table and the MP-2021 Mortality Improvement Scale used for disabled lives.

Inactive Vested Participants Beyond Normal Retirement Age

For inactive vested participants who retire after Normal Retirement Age (NRA), the Plan pays a retroactive lump sum for missed payments since NRA, accumulated with 4% interest. For our annual valuations (since before 2019), we have assumed that all inactive vested participants beyond NRA retire as of the valuation date, and receive a retroactive lump in accordance with the Plan provisions.

We have changed our assumption to assume that inactive vested participants as of the January 1, 2022 census date will retire on January 1, 2023 and receive a retroactive lump sum. We have applied a mortality adjustment from January 1, 2022 to January 1, 2023 to reflect assumed mortality, and have included the assumed lump sum payments with inactive vested participants for the 2023 Plan Year in the SFA application.

New Entrant Profile

We have changed the new entrant profile to be consistent with the guidance in Section III.D of PBGC SFA 22-07. The assumed new entrants by age, service, and gender are shown below.

Number of Entrants	Age at Entry	Service at Entry	Percentage Male/Female	Accrued Benefit at Entry*
6	22	0.95	92%/8%	\$22.50
14	27	1.00	92%/8%	\$22.50
6	32	0.36	92%/8%	\$22.50
6	37	1.56	92%/8%	\$22.50
2	42	1.00	92%/8%	\$22.50
6	47	0.27	92%/8%	\$22.50
5	52	5.32	92%/8%	\$22.50
3	57	5.50	92%/8%	\$22.50

**One half-year's accrual based on accrual rate of \$45.00 per month per year of service.*

The above profile is based on the experience of new entrants and rehires for 2017 through 2021 (i.e., the five years prior to the date of the census used in the SFA calculations), which is shown below.

Year	Number of Entrants*	Average Age	Average Service	Average Percentage Male/Female
2017	16	37.8	0.6	94%
2018	13	38.2	2.7	85%
2019	10	40.8	0.4	90%
2020	2	33.5	3.4	100%
2021	7	35.6	3.8	100%
Total	48	38.0	1.7	92%

**Including Rehires*

Teamsters Local Union No. 73 Pension Plan – SFA Application
Checklist Item 34a – Enrolled Actuary Certification of SFA Amount

Actuarial Certification

As the enrolled Actuary for the Teamsters Local Union No. 73 Pension Plan (the “Plan” or “Fund”), I certify that the requested amount of SFA in the amount \$7,173,461 is the amount to which the Fund is entitled under ERISA Section 4262(j)(1) and 29 C.F.R. § 4262.4.

In preparing this analysis, we have relied on information and data provided to us by the Board of Trustees and other persons or organizations designated by the Board of Trustees. We did not perform an audit of the financial and participant census data provided to us, but we have reviewed the data for reasonableness for the purpose of the measurement. We have relied on all information provided, including plan provisions and asset information, as being complete and accurate.

Participant census data and information regarding reinstatement of previously suspended benefits was provided by the Fund Office. Financial information was provided by the Fund Office, based on the Plan’s unaudited financial statements as of the SFA Measurement Date.

The amount of SFA was calculated based upon actuarial projections of assets and liabilities for the current and succeeding plan years. These calculations are performed using actuarial models, the intended purpose of which is the estimation and projection of the Fund’s liabilities, benefit payments, contributions, and other related information summarized herein. I believe that the assumptions and methods used in this report are reasonable individually, and in the aggregate, and are appropriate for the purposes for which they have been used. However, other assumptions and methods could also be reasonable and could generate materially different results. See the following pages for additional information regarding actuarial assumptions.

The projected employer contributions and benefit payments were determined based on a projection of the actuarial valuation of the Fund as of January 1, 2022. Projections were performed using an open group valuation methodology. In other words, each year, hypothetical new entrants were added to the population to achieve the assumed work levels. The demographic characteristics of the assumed new entrants were developed based on a review of new participants under the Fund in recent years. See the following pages for additional information regarding new entrants.

The undersigned consultant of Horizon Actuarial Services, LLC (“Horizon Actuarial”) with actuarial credentials meets the Qualification Standards of the American Academy of Actuaries to render the actuarial opinions contained herein. There is no relationship between the Board of Trustees and Horizon Actuarial that affects our objectivity.

Certified by:



Paul B. Dunlap, FSA, EA, MAAA
Horizon Actuarial Services, LLC
8601 Georgia Avenue, Suite 700
Silver Spring, MD 20910


Phone Number: (240) 247-4600
Enrollment Number: 23-07966
Date: November 1, 2023

Teamsters Local Union No. 73 Pension Plan – SFA Application
Checklist Item 35 – Plan Sponsor Certification of the Fair Market Value of Plan Assets

The Board of Trustees of the Teamsters Local Union No. 73 Pension Plan hereby certifies that the fair market value of plan assets as of December 31, 2022 (the SFA measurement date) is \$17,572,311. The fair market value of plan assets is supported by the Plan’s audited financial statements, which were as of the SFA measurement date.

The asset value was determined based on the Plan’s investment and cash accounts, as shown in each of the account statements provided pursuant to Checklist Item 8, and the audited financial statements as of December 31, 2022, as provided pursuant to Checklist Item 9.

FRANK GRACE
Name


Signature


11/7/23
Date

**Teamsters Local Union No. 73 Pension Plan – SFA Application
Checklist Item 39 - Penalty of Perjury Statement**

Under penalty of perjury under the laws of the United States of America, I declare that I am an authorized trustee who is a current member of the board of trustees of the Teamsters Local Union No. 73 Pension Plan and that I have examined this application, including accompanying documents, and, to the best of my knowledge and belief, the application contains all the relevant facts relating to the application; all statements of fact contained in the application are true, correct, and not misleading because of omission of any material fact; and all accompanying documents are what they purport to be.

FRANK GRACE

Name



Signature

11/7/23

Date

Application Checklist

v20230727

Instructions for Section E, Item 1 of the Instructions for Filing Requirements for Multiemployer Plans Applying for Special Financial Assistance (SFA):


The Application to PBGC for Approval of Special Financial Assistance Checklist ("Application Checklist" or "Checklist") identifies all information required to be filed with an initial or revised application. For a supplemented application, instead use "Application Checklist - Supplemented." The Application Checklist is not required for a lock-in application.

For a plan required to submit additional information described in Addendum A of the SFA Filing Instructions, also complete Checklist Items #40.a. to #49.b., and if there is a merger as described in Addendum A, also complete Checklist Items #50 through #63.

Applications (including this Application Checklist), with the exception of lock-in applications, must be submitted to PBGC electronically through PBGC's e-Filing Portal, (<https://efilingportal.pbgc.gov/site/>). After logging into the e-Filing Portal, go to the Multiemployer Events section and click "Create New ME Filing." Under "Select a filing type," select "Application for Financial Assistance – Special." Note: revised and supplemented applications must be submitted by selecting "Create New ME Filing."

Note: If you go to the e-Filing Portal and do not see "Application for Financial Assistance – Special" under the "Select a Filing Type," then the e-Filing Portal is temporarily closed and PBGC is not accepting applications (other than lock-in applications) at the time, unless the plan is eligible to make an emergency filing under § 4262.10(f). PBGC's website, www.pbgc.gov, will be updated when the e-Filing Portal reopens for applications. PBGC maintains information on its website at www.pbgc.gov to inform prospective applicants about the current status of the e-Filing portal, as well as to provide advance notice of when PBGC expects to open or temporarily close the e-Filing Portal.

General instructions for completing the Application Checklist:

Complete all items that are shaded: 

If required information was already filed: (1) through PBGC's e-Filing Portal; or (2) through any means for an insolvent plan, a plan that has received a partition, or a plan that submitted an emergency filing, the filer may either upload the information with the application or include a statement in the Plan Comments section of the Application Checklist indicating the date on which and the submission with which the information was previously filed. For any such items previously provided, enter N/A as the **Plan Response**.

For a revised application, the filer may, but is not required to, submit an entire application. For all Application Checklist Items that were previously filed that are not being changed, the filer may include a statement in the Plan Comments section of the Application Checklist to indicate that the other information was previously provided as part of the initial application. For each, enter N/A as the **Plan Response**.

Instructions for specific columns:

Plan Response: Provide a response to each item on the Application Checklist, using only the **Response Options** shown for each Checklist Item.

Name(s) of Files Uploaded: Identify the full name of the file or files uploaded that are responsive to the Checklist Item. The column **Upload as Document Type** provides guidance on the "document type" to select when submitting documents on PBGC's e-Filing Portal.

Page Number Reference(s): For Checklist Items #22 to #29c, submit all information in a single document and identify here the relevant page numbers for each such Checklist Item.

Plan Comments: Use this column to provide explanations for any **Plan Response** that is N/A, to respond as may be specifically identified for Checklist Items, and to provide any optional explanatory comments.

Additional guidance is provided in the following columns:

Upload as Document Type: When uploading documents in PBGC's e-Filing Portal, select the appropriate Document Type for each document that is uploaded. This column provides guidance on the Document Type to select for each Checklist Item. You may upload more than one document using the same Document Type, and there may be Document Types on the e-Filing Portal for which you have no documents to upload.

Required Filenaming (if applicable): For certain Checklist Items, a specified format for naming the file is required.

SFA Instructions Reference: Identifies the applicable section and item number in PBGC's Instructions for Filing Requirements for Multiemployer Plans Applying for Special Financial Assistance.

You must select N/A if a Checklist Item # is not applicable to your application. **Your application will be considered incomplete if No is entered as a Plan Response for any of Checklist Items #1 through #39 on the Application Checklist. If there has been an event as described in § 4262.4(f), complete Checklist Items #40.a. through #49.b., and if there has been a merger described in Addendum A, also complete Checklist Items #50 through #63. Your application will be considered incomplete if No is entered as a Plan Response for any of Checklist Items #40.a. through #49.b. if you are required to complete Checklist Items # 40.a. through #49.b. Your application will also be considered incomplete if No is entered as a Plan Response for any of Checklist Items #50 through #63 if you are required to complete Checklist Items #50 through #63.**

If a Checklist Item # asks multiple questions or requests multiple items, the Plan Response should only be Yes if the plan is providing all information requested for that Checklist Item.

Note, a Yes or No response is also required for Checklist Items #a through #f.

Note, in the case of a plan applying for priority consideration, the plan's application must also be submitted to the Treasury Department. If that requirement applies to an application, PBGC will transmit the application to the Treasury Department on behalf of the plan. See IRS Notice [NOTICE] for further information.

All information and documentation, unless covered by the Privacy Act, that is included in an SFA application may be posted on PBGC's website at www.pbgc.gov or otherwise publicly disclosed, without additional notification. Except to the extent required by the Privacy Act, PBGC provides no assurance of confidentiality in any information included in an SFA application.

Version Updates (newest version at top)

Version Date updated

v07272023p	07/27/2023	Updated checklist to include new Template 10 requirement and reflect changes to eligibility and death audit instructions
v20221129p	11/29/2022	Updated checklist item 11. for new death audit requirements
v20220802p	08/02/2022	Fixed some of the shading in the checklist
v20220706p	07/06/2022	

Application to PBGC for Approval of Special Financial Assistance (SFA)

v20230727

APPLICATION CHECKLIST

Plan name:	Teamsters Local Union No. 73 Pension Plan
EIN:	51-0149915
PN:	001
SFA Amount Requested:	\$7,173,461.00

Do NOT use this Application Checklist for a supplemented application. Instead use Application Checklist - Supplemented.

-----Filers provide responses here for each Checklist Item:-----

Unless otherwise specified:
YYYY = plan year
Plan Name = abbreviated plan name

Your application will be considered incomplete if No is entered as a Plan Response for any of Checklist Items #1 through #39. In addition, if required to provide information due to a "certain event" (see Addendum A of the SFA Filing Instructions), your application will be considered incomplete if No is entered as a Plan Response for any Checklist Items #40.a. through #49.b. If there is a merger event described in Addendum A, your application will also be considered incomplete if No is entered as a Plan Response for any Checklist Items #50 through #63.

Explain all N/A responses. Provide comments where noted. Also add any other optional explanatory comments.

Checklist Item #	SFA Filing Instructions Reference		Response Options	Plan Response	Name of File(s) Uploaded	Page Number Reference(s)	Plan Comments	In the e-Filing Portal, upload as Document Type	Use this Filenaming Convention
Plan Information, Checklist, and Certifications									
a.		Is this application a revised application submitted after the denial of a previously filed application for SFA?	Yes No	No	N/A	N/A		N/A	N/A
b.		Is this application a revised application submitted after a plan has withdrawn its application for SFA that was initially submitted under the interim final rule?	Yes No	No	N/A	N/A		N/A	N/A
c.		Is this application a revised application submitted after a plan has withdrawn its application for SFA that was submitted under the final rule?	Yes No	Yes	N/A	N/A		N/A	N/A
d.		Did the plan previously file a lock-in application?	Yes No	Yes	N/A	N/A	If a "lock-in" application was filed, provide the filing date.	N/A	N/A
e.		Has this plan been terminated?	Yes No	No	N/A	N/A	If terminated, provide date of plan termination.	N/A	N/A
f.		Is this plan a MPRA plan as defined under § 4262.4(a)(3) of PBGC's SFA regulation?	Yes No	No	N/A	N/A		N/A	N/A
1.	Section B, Item (1)a.	Does the application include the most recent plan document or restatement of the plan document and all amendments adopted since the last restatement (if any)?	Yes No	Yes	Previously provided in initial application	N/A		Pension plan documents, all versions available, and all amendments signed and dated	N/A
2.	Section B, Item (1)b.	Does the application include the most recent trust agreement or restatement of the trust agreement, and all amendments adopted since the last restatement (if any)?	Yes No	Yes	Previously provided in initial application	N/A		Pension plan documents, all versions available, and all amendments signed and dated	N/A
3.	Section B, Item (1)c.	Does the application include the most recent IRS determination letter? Enter N/A if the plan does not have a determination letter.	Yes No N/A	N/A		N/A		Pension plan documents, all versions available, and all amendments signed and dated	N/A
4.	Section B, Item (2)	Does the application include the actuarial valuation report for the 2018 plan year and each subsequent actuarial valuation report completed before the filing date of the initial application? Enter N/A if no actuarial valuation report was prepared because it was not required for any requested year. Is each report provided as a separate document using the required filename convention?	Yes No N/A	Yes	Previously provided in initial application	N/A	Identify here how many reports are provided.	Most recent actuarial valuation for the plan	YYYYAVR Plan Name
5.a.		Does the application include the most recent rehabilitation plan (or funding improvement plan, if applicable), including all subsequent amendments and updates, and the percentage of total contributions received under each schedule of the rehabilitation plan or funding improvement plan for the most recent plan year available?	Yes No	Yes	Previously provided in initial application	N/A		Rehabilitation plan (or funding improvement plan, if applicable)	N/A

Application to PBGC for Approval of Special Financial Assistance (SFA)

v20230727

APPLICATION CHECKLIST

Do NOT use this Application Checklist for a supplemented application. Instead use Application Checklist - Supplemented.

Plan name:	Teamsters Local Union No. 73 Pension Plan
EIN:	51-0149915
PN:	001
SFA Amount Requested:	\$7,173,461.00

-----Filers provide responses here for each Checklist Item:-----

Unless otherwise specified:
 YYYY = plan year
 Plan Name = abbreviated plan name

Your application will be considered incomplete if No is entered as a Plan Response for any of Checklist Items #1 through #39. In addition, if required to provide information due to a "certain event" (see Addendum A of the SFA Filing Instructions), your application will be considered incomplete if No is entered as a Plan Response for any Checklist Items #40.a. through #49.b. If there is a merger event described in Addendum A, your application will also be considered incomplete if No is entered as a Plan Response for any Checklist Items #50 through #63.

Explain all N/A responses. Provide comments where noted. Also add any other optional explanatory comments.

Checklist Item #	SFA Filing Instructions Reference		Response Options	Plan Response	Name of File(s) Uploaded	Page Number Reference(s)	Plan Comments	In the e-Filing Portal, upload as Document Type	Use this Filenaming Convention
5.b.	Section B, Item (3)	If the most recent rehabilitation plan does not include historical documentation of rehabilitation plan changes (if any) that occurred in calendar year 2020 and later, does the application include an additional document with these details? Enter N/A if the historical document is contained in the rehabilitation plans.	Yes No N/A	Yes	Previously provided in initial application	N/A		Rehabilitation plan (or funding improvement plan, if applicable)	N/A
6.	Section B, Item (4)	Does the application include the plan's most recently filed (as of the filing date of the initial application) Form 5500 (Annual Return/Report of Employee Benefit Plan) and all schedules and attachments (including the audited financial statement)? Is the 5500 filing provided as a single document using the required filename convention?	Yes No	Yes	Previously provided in initial application	N/A		Latest annual return/report of employee benefit plan (Form 5500)	YYYYForm5500 Plan Name
7.a.	Section B, Item (5)	Does the application include the plan actuary's certification of plan status ("zone certification") for the 2018 plan year and each subsequent annual certification completed before the filing date of the initial application? Enter N/A if the plan does not have to provide certifications for any requested plan year. Is each zone certification (including the additional information identified in Checklist Items #7.b. and #7.c. below, if applicable) provided as a single document, separately for each plan year, using the required filename convention?	Yes No N/A	Yes	Previously provided in initial application	N/A	Identify how many zone certifications are provided.	Zone certification	YYYYZoneYYYYMMDD Plan Name, where the first "YYYY" is the applicable plan year, and "YYYYMMDD" is the date the certification was prepared.
7.b.		Does the application include documentation for all zone certifications that clearly identifies all assumptions used including the interest rate used for funding standard account purposes? If such information is provided in an addendum, addendums are only required for the most recent actuarial certification of plan status completed before January 1, 2021 and each subsequent annual certification. Is this information included in the single document in Checklist Item #7.a. for the applicable plan year?	Yes No N/A	Yes	N/A - include as part of documents in Checklist Item #7.a.	N/A		N/A - include as part of documents in Checklist Item #7.a.	N/A - included in a single document for each plan year - See Checklist Item #7.a.
7.c.		For a certification of critical and declining status, does the application include the required plan-year-by-plan-year projection (showing the items identified in Section B, Item (5)a. through (5)f. of the SFA Instructions) demonstrating the plan year that the plan is projected to become insolvent? If required, is this information included in the single document in Checklist Item #7.a. for the applicable plan year? Enter N/A if the plan entered N/A for Checklist Item #7.a. or if the application does not include a certification of critical and declining status.	Yes No N/A	Yes	N/A - include as part of documents in Checklist Item #7.a.	N/A		N/A - include as part of documents in Checklist Item #7.a.	N/A - included in a single document for each plan year - See Checklist Item #7.a.

Application to PBGC for Approval of Special Financial Assistance (SFA)

v20230727

APPLICATION CHECKLIST

Plan name:	Teamsters Local Union No. 73 Pension Plan
EIN:	51-0149915
PN:	001
SFA Amount Requested:	\$7,173,461.00

Do NOT use this Application Checklist for a supplemented application. Instead use Application Checklist - Supplemented.

-----Filers provide responses here for each Checklist Item:-----

Unless otherwise specified:
YYYY = plan year
Plan Name = abbreviated plan name

Your application will be considered incomplete if No is entered as a Plan Response for any of Checklist Items #1 through #39. In addition, if required to provide information due to a "certain event" (see Addendum A of the SFA Filing Instructions), your application will be considered incomplete if No is entered as a Plan Response for any Checklist Items #40.a. through #49.b. If there is a merger event described in Addendum A, your application will also be considered incomplete if No is entered as a Plan Response for any Checklist Items #50 through #63.

Explain all N/A responses. Provide comments where noted. Also add any other optional explanatory comments.

Checklist Item #	SFA Filing Instructions Reference		Response Options	Plan Response	Name of File(s) Uploaded	Page Number Reference(s)	Plan Comments	In the e-Filing Portal, upload as Document Type	Use this Filenaming Convention
8.	Section B, Item (6)	Does the application include the most recent account statements for each of the plan's cash and investment accounts? Insolvent plans may enter N/A, and identify in the Plan Comments that this information was previously submitted to PBGC and the date submitted.	Yes No N/A	Yes	Investments - Key Certification.pdf Checking account.pdf Asset Documentation_Revised App.pdf	N/A		Bank/Asset statements for all cash and investment accounts	N/A
9.	Section B, Item (7)	Does the application include the most recent plan financial statement (audited, or unaudited if audited is not available)? Insolvent plans may enter N/A, and identify in the Plan Comments that this information was previously submitted to PBGC and the date submitted.	Yes No N/A	Yes	73Pension - 2022 Audited FS.pdf	N/A		Plan's most recent financial statement (audited, or unaudited if audited not available)	N/A
10.	Section B, Item (8)	Does the application include all of the plan's written policies and procedures governing the plan's determination, assessment, collection, settlement, and payment of withdrawal liability? Are all such items included as a single document using the required filenaming convention?	Yes No N/A	N/A		N/A		Pension plan documents, all versions available, and all amendments signed and dated	WDL Plan Name
11.a.	Section B, Item (9)a.	Does the application include documentation of a death audit to identify deceased participants that was completed on the census data used for SFA purposes, including identification of the service provider conducting the audit, date performed, the participant counts (provided separately for current retirees and beneficiaries, current terminated vested participants not yet in pay status, and current active participants) run through the death audit, and a copy of the results of the audit provided to the plan administrator by the service provider? If applicable, has personally identifiable information in this report been redacted prior to submission to PBGC? Is this information included as a single document using the required filenaming convention?	Yes No	Yes	Previously provided in initial application	N/A		Pension plan documents, all versions available, and all amendments signed and dated	Death Audit Plan Name
11.b.		If any known deaths occurred before the date of the census data used for SFA purposes, is a statement certifying these deaths were reflected for SFA calculation purposes provided?	Yes No N/A	Yes	N/A - include as part of documents in Checklist Item #11.a.	N/A		N/A	N/A - include as part of documents in Checklist Item #11.a.

Application to PBGC for Approval of Special Financial Assistance (SFA)

v20230727

APPLICATION CHECKLIST

Do NOT use this Application Checklist for a supplemented application. Instead use Application Checklist - Supplemented.

Plan name:	Teamsters Local Union No. 73 Pension Plan
EIN:	51-0149915
PN:	001
SFA Amount Requested:	\$7,173,461.00

-----Filers provide responses here for each Checklist Item:-----

Unless otherwise specified:
YYYY = plan year
Plan Name = abbreviated plan name

Your application will be considered incomplete if No is entered as a Plan Response for any of Checklist Items #1 through #39. In addition, if required to provide information due to a "certain event" (see Addendum A of the SFA Filing Instructions), your application will be considered incomplete if No is entered as a Plan Response for any Checklist Items #40.a. through #49.b. If there is a merger event described in Addendum A, your application will also be considered incomplete if No is entered as a Plan Response for any Checklist Items #50 through #63.

Explain all N/A responses. Provide comments where noted. Also add any other optional explanatory comments.

Checklist Item #	SFA Filing Instructions Reference		Response Options	Plan Response	Name of File(s) Uploaded	Page Number Reference(s)	Plan Comments	In the e-Filing Portal, upload as Document Type	Use this Filenaming Convention
11.c.	Section B, Item (9)b.	Does the application include full census data (Social Security Number and name) of all terminated vested participants that were included in the SFA projections? Is this information provided in Excel, or in an Excel-compatible format?	Yes No N/A	Yes	T73_DeathAuditReconciliation.pdf	N/A	The full participant census (including terminated vesteds was provided to PBGC on October 20th). The file for 11.c describes our treatment of the matches from PBGC's death audit.	Submit the data file and the date of the census data through PBGC's secure file transfer system, Leapfile. Go to http://pbgc.leapfile.com , click on "Secure Upload" and then enter sfa@pbgc.gov as the recipient email address and upload the file(s) for secure transmission	Include as the subject "Submission of Terminated Vested Census Data for (Plan Name)," and as the memo "(Plan Name) terminated vested census data dated (date of census data) through Leapfile for independent audit by PBGC."
12.	Section B, Item (10)	Does the application include information required to enable the plan to receive electronic transfer of funds if the SFA application is approved, including (if applicable) a notarized payment form? See SFA Instructions, Section B, Item (10).	Yes No	Yes	Previously provided in initial application	N/A		Other	N/A
13.	Section C, Item (1)	Does the application include the plan's projection of expected benefit payments that should have been attached to the Form 5500 Schedule MB in response to line 8b(1) on the Form 5500 Schedule MB for plan years 2018 through the last year the Form 5500 was filed by the filing date of the initial application? Enter N/A if the plan is not required to respond Yes to line 8b(1) on the Form 5500 Schedule MB. See Template 1. Does the uploaded file use the required filenaming convention?	Yes No N/A	Yes	Previously provided in initial application	N/A		Financial assistance spreadsheet (template)	Template 1 Plan Name
14.	Section C, Item (2)	If the plan was required to enter 10,000 or more participants on line 6f of the most recently filed Form 5500 (by the filing date of the initial application), does the application include a current listing of the 15 largest contributing employers (the employers with the largest contribution amounts) and the amount of contributions paid by each employer during the most recently completed plan year before the filing date of the initial application (without regard to whether a contribution was made on account of a year other than the most recently completed plan year)? If this information is required, it is required for the 15 largest contributing employers even if the employer's contribution is less than 5% of total contributions. Enter N/A if the plan is not required to provide this information. See Template 2. Does the uploaded file use the required filenaming convention?	Yes No N/A	N/A		N/A		Contributing employers	Template 2 Plan Name

Application to PBGC for Approval of Special Financial Assistance (SFA)

v20230727

APPLICATION CHECKLIST

Plan name:	Teamsters Local Union No. 73 Pension Plan
EIN:	51-0149915
PN:	001
SFA Amount Requested:	\$7,173,461.00

Do NOT use this Application Checklist for a supplemented application. Instead use Application Checklist - Supplemented.

-----Filers provide responses here for each Checklist Item:-----

Unless otherwise specified:
 YYYY = plan year
 Plan Name = abbreviated plan name

Your application will be considered incomplete if No is entered as a Plan Response for any of Checklist Items #1 through #39. In addition, if required to provide information due to a "certain event" (see Addendum A of the SFA Filing Instructions), your application will be considered incomplete if No is entered as a Plan Response for any Checklist Items #40.a. through #49.b. If there is a merger event described in Addendum A, your application will also be considered incomplete if No is entered as a Plan Response for any Checklist Items #50 through #63.

Explain all N/A responses. Provide comments where noted. Also add any other optional explanatory comments.

Checklist Item #	SFA Filing Instructions Reference		Response Options	Plan Response	Name of File(s) Uploaded	Page Number Reference(s)	Plan Comments	In the e-Filing Portal, upload as Document Type	Use this Filenaming Convention
15.	Section C, Item (3)	Does the application include historical plan information for the 2010 plan year through the plan year immediately preceding the date the plan's initial application was filed that separately identifies: total contributions, total contribution base units (including identification of the unit used), average contribution rates, and number of active participants at the beginning of each plan year? For the same period, does the application show all other sources of non-investment income such as withdrawal liability payments collected, reciprocity contributions (if applicable), additional contributions from the rehabilitation plan (if applicable), and other identifiable sources of contributions? See Template 3. Does the uploaded file use the required filenaming convention?	Yes No	Yes	Previously provided in initial application	N/A		Historical Plan Financial Information (CBUs, contribution rates, contribution amounts, withdrawal liability payments)	Template 3 Plan Name
16.a.	Section C, Items (4)a., (4)e., and (4)f.	Does the application include the information used to determine the amount of SFA for the plan using the basic method described in § 4262.4(a)(1) based on a deterministic projection and using the actuarial assumptions as described in § 4262.4(e)? See Template 4A, 4A-4 SFA Details .4(a)(1) sheet and Section C, Item (4) of the SFA Filing Instructions for more details on these requirements. Does the uploaded file use the required filenaming convention?	Yes No	Yes	Template 4A Teamsters 73.xlsx	N/A		Projections for special financial assistance (estimated income, benefit payments and expenses)	Template 4A Plan Name
16.b.i.	Addendum D Section C, Item (4)a. - MPRA plan information A. Addendum D Section C, Item (4)e. - MPRA plan information A.	If the plan is a MPRA plan, does the application also include the information used to determine the amount of SFA for the plan using the increasing assets method described in § 4262.4(a)(2)(i) based on a deterministic projection and using the actuarial assumptions as described in § 4262.4(e)? See Template 4A, 4A-5 SFA Details .4(a)(2)(i) sheet and Addendum D for more details on these requirements. Enter N/A if the plan is not a MPRA Plan.	Yes No N/A	N/A	N/A - included as part of Template 4A Plan Name	N/A		N/A	N/A - included in Template 4A Plan Name
16.b.ii.	Addendum D Section C, Item (4)f. - MPRA plan information A.	If the plan is a MPRA plan for which the requested amount of SFA is determined using the increasing assets method described in § 4262.4(a)(2)(i), does the application also explicitly identify the projected SFA exhaustion year based on the increasing assets method? See Template 4A, 4A-5 SFA Details .4(a)(2)(i) sheet and Addendum D. Enter N/A if the plan is not a MPRA Plan or if the requested amount of SFA is determined based on the present value method.	Yes No N/A	N/A	N/A - included as part of Template 4A Plan Name	N/A		N/A	N/A - included in Template 4A Plan Name

Application to PBGC for Approval of Special Financial Assistance (SFA)

v20230727

APPLICATION CHECKLIST

Plan name:	Teamsters Local Union No. 73 Pension Plan
EIN:	51-0149915
PN:	001
SFA Amount Requested:	\$7,173,461.00

Do NOT use this Application Checklist for a supplemented application. Instead use Application Checklist - Supplemented.

-----Filers provide responses here for each Checklist Item:-----

Unless otherwise specified:
YYYY = plan year
Plan Name = abbreviated plan name

Your application will be considered incomplete if No is entered as a Plan Response for any of Checklist Items #1 through #39. In addition, if required to provide information due to a "certain event" (see Addendum A of the SFA Filing Instructions), your application will be considered incomplete if No is entered as a Plan Response for any Checklist Items #40.a. through #49.b. If there is a merger event described in Addendum A, your application will also be considered incomplete if No is entered as a Plan Response for any Checklist Items #50 through #63.

Explain all N/A responses. Provide comments where noted. Also add any other optional explanatory comments.

Checklist Item #	SFA Filing Instructions Reference		Response Options	Plan Response	Name of File(s) Uploaded	Page Number Reference(s)	Plan Comments	In the e-Filing Portal, upload as Document Type	Use this Filenaming Convention
16.b.iii.	Addendum D Section C, Item (4)a. - MPRA plan information B Addendum D Section C, Item (4)e. (4)f., and (4)g. - MPRA plan information B.	If the plan is a MPRA plan for which the requested amount of SFA is determined using the <u>present value method</u> described in § 4262.4(a)(2)(ii), does the application also include the information for such plans as shown in Template 4B, including <i>4B-1 SFA Ben Pmts</i> sheet, <i>4B-2 SFA Details 4(a)(2)(ii)</i> sheet, and <i>4B-3 SFA Exhaustion</i> sheet? See Addendum D and Template 4B. Enter N/A if the plan is not a MPRA Plan or if the requested amount of SFA is determined based on the increasing assets method.	Yes No N/A	N/A		N/A		N/A	Template 4B Plan Name
16.c.	Section C, Items (4)b. and (4)c.	Does the application include identification of the non-SFA interest rate and the SFA interest rate, including details on how each was determined? See Template 4A, <i>4A-1 Interest Rates</i> sheet.	Yes No	Yes	N/A - included as part of Template 4A Plan Name	N/A		N/A	N/A - included in Template 4A Plan Name
16.d.	Section C, Item (4).e.ii.	For each year in the SFA coverage period, does the application include the projected benefit payments (excluding make-up payments, if applicable), separately for current retirees and beneficiaries, current terminated vested participants not yet in pay status, current active participants, and new entrants? See Template 4A, <i>4A-2 SFA Ben Pmts</i> sheet.	Yes No	Yes	N/A - included as part of Template 4A Plan Name	N/A		N/A	N/A - included in Template 4A Plan Name
16.e.	Section C, Item (4)e.iv. and (4)e.v.	For each year in the SFA coverage period, does the application include a breakdown of the administrative expenses between PBGC premiums and all other administrative expenses? Does the application include the projected total number of participants at the beginning of each plan year in the SFA coverage period? See Template 4A, <i>4A-3 SFA Pcount and Admin Exp</i> sheet.	Yes No	Yes	N/A - included as part of Template 4A Plan Name	N/A		N/A	N/A - included in Template 4A Plan Name
17.a.	Section C, Item (5)	For a plan that is not a MPRA plan, does the application include a separate deterministic projection ("Baseline") in the same format as Checklist Items #16.a., #16.d., and #16.e. that shows the amount of SFA that would be determined using the <u>basic method</u> if the assumptions/methods used are the same as those used in the most recent actuarial certification of plan status completed before January 1, 2021 ("pre-2021 certification of plan status") excluding the plan's non-SFA interest rate and SFA interest rate, which should be the same as in Checklist Item #16.a.? See Section C, Item (5) of the SFA Filing Instructions for other potential exclusions from this requirement. If (a) the plan is a MPRA plan, or if (b) this item is not required for a plan that is not a MPRA plan, enter N/A. If entering N/A due to (b), add information in the Plan Comments to explain why this item is not required. Does the uploaded file use the required filenaming convention?	Yes No N/A	Yes	Template 5A Teamsters 73.xlsx	N/A		Projections for special financial assistance (estimated income, benefit payments and expenses)	Template 5A Plan Name

Application to PBGC for Approval of Special Financial Assistance (SFA)

v20230727

APPLICATION CHECKLIST

Plan name:	Teamsters Local Union No. 73 Pension Plan
EIN:	51-0149915
PN:	001
SFA Amount Requested:	\$7,173,461.00

Do NOT use this Application Checklist for a supplemented application. Instead use Application Checklist - Supplemented.

-----Filers provide responses here for each Checklist Item:-----

Unless otherwise specified:
 YYYY = plan year
 Plan Name = abbreviated plan name

Your application will be considered incomplete if No is entered as a Plan Response for any of Checklist Items #1 through #39. In addition, if required to provide information due to a "certain event" (see Addendum A of the SFA Filing Instructions), your application will be considered incomplete if No is entered as a Plan Response for any Checklist Items #40.a. through #49.b. If there is a merger event described in Addendum A, your application will also be considered incomplete if No is entered as a Plan Response for any Checklist Items #50 through #63.

Explain all N/A responses. Provide comments where noted. Also add any other optional explanatory comments.

Checklist Item #	SFA Filing Instructions Reference		Response Options	Plan Response	Name of File(s) Uploaded	Page Number Reference(s)	Plan Comments	In the e-Filing Portal, upload as Document Type	Use this Filenaming Convention
17.b.	Addendum D Section C, Item (5)	For a MPRA plan for which the requested amount of SFA is determined using the <u>increasing assets method</u> , does the application include a separate deterministic projection ("Baseline") in the same format as Checklist Items #16.b.i., #16.d., and #16.e. that shows the amount of SFA that would be determined using the <u>increasing assets method</u> if the assumptions/methods used are the same as those used in the most recent actuarial certification of plan status completed before January 1, 2021 ("pre-2021 certification of plan status") excluding the plan's non-SFA interest rate and SFA interest rate, which should be the same as used in Checklist Item #16.b.i.? See Section C, Item (5) of the SFA Filing Instructions for other potential exclusions from this requirement. Also see Addendum D. If the plan is (a) not a MPRA plan, (b) a MPRA plan using the present value method, or (c) is otherwise not required to provide this item, enter N/A. If entering N/A due to (c), add information in the Plan Comments to explain why this item is not required. Does the uploaded file use the required filenaming convention?	Yes No N/A	N/A		N/A		Projections for special financial assistance (estimated income, benefit payments and expenses)	Template 5A Plan Name
17.c.	Addendum D Section C, Item (5)	For a MPRA plan for which the requested amount of SFA is determined using the <u>present value method</u> , does the application include a separate deterministic projection ("Baseline") in the same format as Checklist Item #16.b.iii. that shows the amount of SFA that would be determined using the <u>present value method</u> if the assumptions used/methods are the same as those used in the most recent actuarial certification of plan status completed before January 1, 2021 ("pre-2021 certification of plan status") excluding the plan's SFA interest rate which should be the same as used in Checklist Item #16.b.iii. See Section C, Item (5) of the SFA Filing Instructions for other potential exclusions from this requirement. Also see Addendum D. If the plan is (a) not a MPRA plan, (b) a MPRA plan using the increasing assets method, or (c) is otherwise not required to provide this item, enter N/A. If entering N/A due to (c), add information in the Plan Comments to explain why this item is not required. Has this document been uploaded using the required filenaming convention?	Yes No N/A	N/A		N/A		Projections for special financial assistance (estimated income, benefit payments and expenses)	Template 5B Plan Name

Application to PBGC for Approval of Special Financial Assistance (SFA)

v20230727

APPLICATION CHECKLIST

Do NOT use this Application Checklist for a supplemented application. Instead use Application Checklist - Supplemented.

Plan name:	Teamsters Local Union No. 73 Pension Plan
EIN:	51-0149915
PN:	001
SFA Amount Requested:	\$7,173,461.00

-----Filers provide responses here for each Checklist Item:-----

Unless otherwise specified:
 YYYY = plan year
 Plan Name = abbreviated plan name

Your application will be considered incomplete if No is entered as a Plan Response for any of Checklist Items #1 through #39. In addition, if required to provide information due to a "certain event" (see Addendum A of the SFA Filing Instructions), your application will be considered incomplete if No is entered as a Plan Response for any Checklist Items #40.a. through #49.b. If there is a merger event described in Addendum A, your application will also be considered incomplete if No is entered as a Plan Response for any Checklist Items #50 through #63.

Explain all N/A responses. Provide comments where noted. Also add any other optional explanatory comments.

Checklist Item #	SFA Filing Instructions Reference		Response Options	Plan Response	Name of File(s) Uploaded	Page Number Reference(s)	Plan Comments	In the e-Filing Portal, upload as Document Type	Use this Filenaming Convention
18.a.	Section C, Item (6)	For a plan that is not a MPRA plan, does the application include a reconciliation of the change in the total amount of requested SFA due to each change in assumption/method from the Baseline to the requested SFA amount? Does the application include a deterministic projection and other information for each assumption/method change, in the same format as Checklist Item #16.a? Enter N/A if the plan is not required to provide Baseline information in Checklist Item #17.a. Enter N/A if the requested SFA amount in Checklist Item #16.a. is the same as the amount shown in the Baseline details of Checklist Item #17.a. See Section C, Item (6) of the SFA Filing Instructions for other potential exclusions from this requirement. If the plan is a MPRA plan, enter N/A. If the plan is otherwise not required to provide this item, enter N/A and provide an explanation in the Plan Comments. Does the uploaded file use the required filenaming convention?	Yes No N/A	Yes	Template 6A Teamsters 73.xlsx	N/A		Projections for special financial assistance (estimated income, benefit payments and expenses)	Template 6A Plan Name
18.b.	Addendum D Section C, Item (6)	For a MPRA plan for which the requested amount of SFA is based on the <u>increasing assets method</u> , does the application include a reconciliation of the change in the total amount of requested SFA using the <u>increasing assets method</u> due to each change in assumption/method from the Baseline to the requested SFA amount? Does the application include a deterministic projection and other information for each assumption/method change, in the same format as Checklist Item #16.b.i? Enter N/A if the plan is not required to provide Baseline information in Checklist Item #17.b. Enter N/A if the requested SFA amount in Checklist Item #16.b.i. is the same as the amount shown in the Baseline details of Checklist Item #17.b. See Addendum D. See Section C, Item (6) of the SFA Filing Instructions for other potential exclusions from this requirement, and enter N/A if this item is not otherwise required. If the plan is (a) not a MPRA plan, (b) a MPRA plan using the present value method, or (c) is otherwise not required to provide this item, enter N/A. If entering N/A due to (c), add information in the Plan Comments to explain why this item is not required. Does the uploaded file use the required filenaming convention?	Yes No N/A	N/A		N/A		Projections for special financial assistance (estimated income, benefit payments and expenses)	Template 6A Plan Name

Application to PBGC for Approval of Special Financial Assistance (SFA)

v20230727

APPLICATION CHECKLIST

Do NOT use this Application Checklist for a supplemented application. Instead use Application Checklist - Supplemented.

Plan name:	Teamsters Local Union No. 73 Pension Plan
EIN:	51-0149915
PN:	001
SFA Amount Requested:	\$7,173,461.00

-----Filers provide responses here for each Checklist Item:-----

Unless otherwise specified:
 YYYY = plan year
 Plan Name = abbreviated plan name

Your application will be considered incomplete if No is entered as a Plan Response for any of Checklist Items #1 through #39. In addition, if required to provide information due to a "certain event" (see Addendum A of the SFA Filing Instructions), your application will be considered incomplete if No is entered as a Plan Response for any Checklist Items #40.a. through #49.b. If there is a merger event described in Addendum A, your application will also be considered incomplete if No is entered as a Plan Response for any Checklist Items #50 through #63.

Explain all N/A responses. Provide comments where noted. Also add any other optional explanatory comments.

Checklist Item #	SFA Filing Instructions Reference		Response Options	Plan Response	Name of File(s) Uploaded	Page Number Reference(s)	Plan Comments	In the e-Filing Portal, upload as Document Type	Use this Filenaming Convention
18.c.	Addendum D Section C, Item (6)	For a MPRA plan for which the requested amount of SFA is based on the <u>present value method</u> , does the application include a reconciliation of the change in the total amount of requested SFA using the <u>present value method</u> due to each change in assumption/method from Baseline to the requested SFA amount? Does the application include a deterministic projection and other information for each assumption/method change, in the same format as Checklist Item #16.b.iii? See Section C, Item (6) of the SFA Filing Instructions for other potential exclusions from this requirement. Also see Addendum D. If the plan is (a) not a MPRA plan, (b) a MPRA plan using the increasing assets method, or (c) is otherwise not required to provide this item, enter N/A. If entering N/A due to (c), add information in the Plan Comments to explain why this item is not required. Has this document been uploaded using the required filenaming convention?	Yes No N/A	N/A		N/A		Projections for special financial assistance (estimated income, benefit payments and expenses)	Template 6B Plan Name
19.a.	Section C, Item (7)a.	For plans eligible for SFA under § 4262.3(a)(1) or § 4262.3(a)(3), does the application include a table identifying which assumptions/methods used in determining the plan's eligibility for SFA differ from those used in the pre-2021 certification of plan status, and does that table include brief explanations as to why using those assumptions/methods is no longer reasonable and why the changed assumptions/methods are reasonable (an abbreviated version of information provided in Checklist Item #28.a.)? Enter N/A if the plan is eligible for SFA under § 4262.3(a)(2) or § 4262.3(a)(4) or if the plan is eligible based on a certification of plan status completed before 1/1/2021. Also enter N/A if the plan is eligible based on a certification of plan status completed after 12/31/2020 but that reflects the same assumptions as those in the pre-2021 certification of plan status. See Template 7, 7a Assump Changes for Elig sheet. Does the uploaded file include both Checklist Items #19.a. and #19.b., and does it use the required filenaming convention?	Yes No N/A	N/A		N/A		Financial assistance spreadsheet (template)	Template 7 Plan Name.

Application to PBGC for Approval of Special Financial Assistance (SFA)

v20230727

APPLICATION CHECKLIST

Plan name:	Teamsters Local Union No. 73 Pension Plan
EIN:	51-0149915
PN:	001
SFA Amount Requested:	\$7,173,461.00

Do NOT use this Application Checklist for a supplemented application. Instead use Application Checklist - Supplemented.

-----Filers provide responses here for each Checklist Item:-----

Unless otherwise specified:
 YYYY = plan year
 Plan Name = abbreviated plan name

Your application will be considered incomplete if No is entered as a Plan Response for any of Checklist Items #1 through #39. In addition, if required to provide information due to a "certain event" (see Addendum A of the SFA Filing Instructions), your application will be considered incomplete if No is entered as a Plan Response for any Checklist Items #40.a. through #49.b. If there is a merger event described in Addendum A, your application will also be considered incomplete if No is entered as a Plan Response for any Checklist Items #50 through #63.

Explain all N/A responses. Provide comments where noted. Also add any other optional explanatory comments.

Checklist Item #	SFA Filing Instructions Reference		Response Options	Plan Response	Name of File(s) Uploaded	Page Number Reference(s)	Plan Comments	In the e-Filing Portal, upload as Document Type	Use this Filenaming Convention
19.b.	Section C, Item (7)b.	Does the application include a table identifying which assumptions/methods used to determine the requested SFA differ from those used in the pre-2021 certification of plan status (except the interest rates used to determine SFA)? Does this item include brief explanations as to why using those original assumptions/methods is no longer reasonable and why the changed assumptions/methods are reasonable? If a changed assumption is an extension of the CBU assumption or the administrative expenses assumption as described in Paragraph A "Adoption of assumptions not previously factored into pre-2021 certification of plan status" of Section III, Acceptable Assumption Changes of PBGC's SFA assumptions guidance, does the application state so? This should be an abbreviated version of information provided in Checklist Item #28.b. See Template 7, 7b Assump Changes for Amount sheet. Does the uploaded file include both Checklist Items #19.a. and #19.b., and does it use the required filenaming convention?	Yes No	Yes	Template 7 Teamsters 73.xlsx	N/A		Financial assistance spreadsheet (template)	Template 7 Plan Name
20.a.	Section C, Item (8)	Does the application include details of the projected contributions and withdrawal liability payments used to calculate the requested SFA amount, including total contributions, contribution base units (including identification of base unit used), average contribution rate(s), reciprocity contributions (if applicable), additional contributions from the rehabilitation plan (if applicable), and any other identifiable contribution streams? See Template 8.	Yes No	Yes	Previously provided in initial application	N/A		Projections for special financial assistance (estimated income, benefit payments and expenses)	Template 8 Plan Name
20.b.		Does the application separately show the amounts of projected withdrawal liability payments for employers that are currently withdrawn as of the date the initial application is filed, and assumed future withdrawals? Does the application also provide the projected number of active participants at the beginning of each plan year? See Template 8.	Yes No	Yes	N/A - include as part of Checklist Item #20.a.	N/A		N/A	N/A - included in Template 8 Plan Name
21.	Section C, Item (10)	Does the application provide a table identifying and describing all assumptions and methods used in i) the pre-2021 certification of plan status, ii) the "Baseline" projection in Section C Item (5), and iii) the determination of the amount of SFA in Section C Item (4)? Does the table state if each changed assumption falls under Section III, Acceptable Assumption Changes, or Section IV, Generally Accepted Assumption Changes, in PBGC's SFA assumptions guidance, or if it should be considered an "Other Change"? Does the uploaded file use the required filenaming convention?	Yes No	Yes	Template 10 Teamsters 73.xlsx	N/A		Financial assistance spreadsheet (template)	Template 10 Plan Name

Application to PBGC for Approval of Special Financial Assistance (SFA)

v20230727

APPLICATION CHECKLIST

Do NOT use this Application Checklist for a supplemented application. Instead use Application Checklist - Supplemented.

Plan name:	Teamsters Local Union No. 73 Pension Plan
EIN:	51-0149915
PN:	001
SFA Amount Requested:	\$7,173,461.00

-----Filers provide responses here for each Checklist Item:-----

Unless otherwise specified:
YYYY = plan year
Plan Name = abbreviated plan name

Your application will be considered incomplete if No is entered as a Plan Response for any of Checklist Items #1 through #39. In addition, if required to provide information due to a "certain event" (see Addendum A of the SFA Filing Instructions), your application will be considered incomplete if No is entered as a Plan Response for any Checklist Items #40.a. through #49.b. If there is a merger event described in Addendum A, your application will also be considered incomplete if No is entered as a Plan Response for any Checklist Items #50 through #63.

Explain all N/A responses. Provide comments where noted. Also add any other optional explanatory comments.

Checklist Item #	SFA Filing Instructions Reference		Response Options	Plan Response	Name of File(s) Uploaded	Page Number Reference(s)	Plan Comments	In the e-Filing Portal, upload as Document Type	Use this Filenaming Convention
22.	Section D	Was the application signed and dated by an authorized trustee who is a current member of the board of trustees or another authorized representative of the plan sponsor and include the printed name and title of the signer?	Yes No	Yes	SFA App Teamsters 73.pdf		Identify here the name of the single document that includes all information requested in Section D of the SFA Filing Instructions (Checklist Items #22 through #29.c.).	Financial Assistance Application	SFA App Plan Name
23.a.	Section D, Item (1)	For a plan that is not a MPRA plan, does the application include an optional cover letter? Enter N/A if the plan is a MPRA plan, or if the plan is not a MPRA plan and did not include an optional cover letter.	Yes N/A	N/A	N/A - included as part of SFA App Plan Name		For each Checklist Item #22 through #29.c., identify the relevant page number(s) within the single document.	N/A	N/A - included as part of SFA App Plan Name
23.b.		For a plan that is a MPRA plan, does the application include a cover letter? Does the cover letter identify the calculation method (basic method, increasing assets method, or present value method) that provides the greatest amount of SFA? For a MPRA plan with a partition, does the cover letter include a statement that the plan has been partitioned under section 4233 of ERISA? Enter N/A if the plan is not a MPRA plan.	Yes No N/A	N/A	N/A - included as part of SFA App Plan Name			N/A	N/A - included as part of SFA App Plan Name
24.	Section D, Item (2)	Does the application include the name, address, email, and telephone number of the plan sponsor, plan sponsor's authorized representative, and any other authorized representatives?	Yes No	Yes	N/A - included as part of SFA App Plan Name			N/A	N/A - included as part of SFA App Plan Name
25.	Section D, Item (3)	Does the application identify the eligibility criteria in § 4262.3 that qualifies the plan as eligible to receive SFA, and include the requested information for each item that is applicable, as described in Section D, Item (3) of the SFA Filing Instructions?	Yes No	Yes	N/A - included as part of SFA App Plan Name		Briefly note here the basis for eligibility for SFA.	N/A	N/A - included as part of SFA App Plan Name
26.a.	Section D, Item (4)	If the plan's application is submitted on or before March 11, 2023, does the application identify the plan's priority group (see § 4262.10(d)(2))? Enter N/A if the plan's application is submitted after March 11, 2023.	Yes No N/A	N/A	N/A - included as part of SFA App Plan Name		Briefly identify here the priority group, if applicable.	N/A	N/A - included as part of SFA App Plan Name
26.b.		If the plan is submitting an emergency application under § 4262.10(f), is the application identified as an emergency application with the applicable emergency criteria identified? Enter N/A if the plan is not submitting an emergency application.	Yes No N/A	N/A	N/A - included as part of SFA App Plan Name		Briefly identify the emergency criteria, if applicable.	N/A	N/A - included as part of SFA App Plan Name
27.	Section D, Item (5)	Does the application include a detailed narrative description of the development of the assumed future contributions and assumed future withdrawal liability payments used in the basic method (and in the increasing assets method for a MPRA plan)?	Yes No	Yes	N/A - included as part of SFA App Plan Name			N/A	N/A - included as part of SFA App Plan Name

Application to PBGC for Approval of Special Financial Assistance (SFA)

v20230727

APPLICATION CHECKLIST

Plan name:	Teamsters Local Union No. 73 Pension Plan
EIN:	51-0149915
PN:	001
SFA Amount Requested:	\$7,173,461.00

Do NOT use this Application Checklist for a supplemented application. Instead use Application Checklist - Supplemented.

-----Filers provide responses here for each Checklist Item:-----

Unless otherwise specified:
 YYYY = plan year
 Plan Name = abbreviated plan name

Your application will be considered incomplete if No is entered as a Plan Response for any of Checklist Items #1 through #39. In addition, if required to provide information due to a "certain event" (see Addendum A of the SFA Filing Instructions), your application will be considered incomplete if No is entered as a Plan Response for any Checklist Items #40.a. through #49.b. If there is a merger event described in Addendum A, your application will also be considered incomplete if No is entered as a Plan Response for any Checklist Items #50 through #63.

Explain all N/A responses. Provide comments where noted. Also add any other optional explanatory comments.

Checklist Item #	SFA Filing Instructions Reference		Response Options	Plan Response	Name of File(s) Uploaded	Page Number Reference(s)	Plan Comments	In the e-Filing Portal, upload as Document Type	Use this Filenaming Convention
28.a.	Section D, Item (6)a.	For plans eligible for SFA under § 4262.3(a)(1) or § 4262.3(a)(3), does the application identify which assumptions/methods (if any) used in showing the plan's eligibility for SFA differ from those used in the most recent certification of plan status completed before 1/1/2021? If there are any assumption/method changes, does the application include detailed explanations and supporting rationale and information as to why using the identified assumptions/methods is no longer reasonable and why the changed assumptions/methods are reasonable? Enter N/A if the plan is not eligible under § 4262.3(a)(1) or § 4262.3(a)(3). Enter N/A if there are no such assumption changes.	Yes No N/A	N/A	N/A - included as part of SFA App Plan Name			N/A	N/A - included as part of SFA App Plan Name
28.b.	Section D, Item (6)b.	Does the application identify which assumptions/methods (if any) used to determine the requested SFA amount differ from those used in the most recent certification of plan status completed before 1/1/2021 (excluding the plan's non-SFA and SFA interest rates, which must be the same as the interest rates required by § 4262.4(e)(1) and (2))? If there are any assumption/method changes, does the application include detailed explanations and supporting rationale and information as to why using the identified original assumptions/methods is no longer reasonable and why the changed assumptions/methods are reasonable? Does the application state if the changed assumption is an extension of the CBU assumption or the administrative expenses assumption as described in Paragraph A "Adoption of assumptions not previously factored into pre-2021 certification of plan status" of Section III, Acceptable Assumption Changes of PBGC's SFA Assumptions?	Yes No	Yes	N/A - included as part of SFA App Plan Name			N/A	N/A - included as part of SFA App Plan Name
28.c.	Section D, Item (6)	If the mortality assumption uses a plan-specific mortality table or a plan-specific adjustment to a standard mortality table (regardless of if the mortality assumption is changed or unchanged from that used in the most recent certification of plan status completed before 1/1/2021), is supporting information provided that documents the methodology used and the rationale for selection of the methodology used to develop the plan-specific rates, as well as detailed information showing the determination of plan credibility and plan experience? Enter N/A is the mortality assumption does not use a plan-specific mortality table or a plan-specific adjustment to a standard mortality table for eligibility or for determining the SFA amount.	Yes No N/A	N/A	N/A - included as part of SFA App Plan Name			N/A	N/A - included as part of SFA App Plan Name

Application to PBGC for Approval of Special Financial Assistance (SFA)

v20230727

APPLICATION CHECKLIST

Do NOT use this Application Checklist for a supplemented application. Instead use Application Checklist - Supplemented.

Plan name:	Teamsters Local Union No. 73 Pension Plan
EIN:	51-0149915
PN:	001
SFA Amount Requested:	\$7,173,461.00

-----Filers provide responses here for each Checklist Item:-----

Unless otherwise specified:
 YYYY = plan year
 Plan Name = abbreviated plan name

Your application will be considered incomplete if No is entered as a Plan Response for any of Checklist Items #1 through #39. In addition, if required to provide information due to a "certain event" (see Addendum A of the SFA Filing Instructions), your application will be considered incomplete if No is entered as a Plan Response for any Checklist Items #40.a. through #49.b. If there is a merger event described in Addendum A, your application will also be considered incomplete if No is entered as a Plan Response for any Checklist Items #50 through #63.

Explain all N/A responses. Provide comments where noted. Also add any other optional explanatory comments.

Checklist Item #	SFA Filing Instructions Reference		Response Options	Plan Response	Name of File(s) Uploaded	Page Number Reference(s)	Plan Comments	In the e-Filing Portal, upload as Document Type	Use this Filenaming Convention
29.a.	Section D, Item (7)	Does the application include, for an eligible plan that implemented a suspension of benefits under section 305(e)(9) or section 4245(a) of ERISA, a narrative description of how the plan will reinstate the benefits that were previously suspended and a proposed schedule of payments (equal to the amount of benefits previously suspended) to participants and beneficiaries? Enter N/A for a plan that has not implemented a suspension of benefits.	Yes No N/A	N/A	N/A - included as part of SFA App Plan Name			N/A	N/A - included as part of SFA App Plan Name
29.b.	Section D, Item (7)	If Yes was entered for Checklist Item #29.a., does the proposed schedule show the yearly aggregate amount and timing of such payments, and is it prepared assuming the effective date for reinstatement is the day after the SFA measurement date? Enter N/A for a plan that entered N/A for Checklist Item #29.a.	Yes No N/A	N/A	N/A - included as part of SFA App Plan Name			N/A	N/A - included as part of SFA App Plan Name
29.c.	Section D, Item (7)	If the plan restored benefits under 26 CFR 1.432(e)(9)-1(e)(3) before the SFA measurement date, does the proposed schedule reflect the amount and timing of payments of restored benefits and the effect of the restoration on the benefits remaining to be reinstated? Enter N/A for a plan that did not restore benefits under 26 CFR 1.432(e)(9)-1(e)(3) before the SFA measurement date. Also enter N/A for a plan that entered N/A for Checklist Items #29.a. and #29.b.	Yes No N/A	N/A	N/A - included as part of SFA App Plan Name			N/A	N/A - included as part of SFA App Plan Name
30.a.	Section E, Item (1)	Does the application include a fully completed Application Checklist, including the required information at the top of the Application Checklist (plan name, employer identification number (EIN), 3-digit plan number (PN), and SFA amount requested)?	Yes No	Yes	App Checklist Teamsters 73.xlsx	N/A		Special Financial Assistance Checklist	App Checklist Plan Name
30.b.	Section E, Item (1) - Addendum A	If the plan is required to provide information required by Addendum A of the SFA Filing Instructions (for "certain events"), are the additional Checklist Items #40.a. through #49.b. completed? Enter N/A if the plan is not required to submit the additional information described in Addendum A.	Yes No N/A	N/A	N/A	N/A		Special Financial Assistance Checklist	N/A

Application to PBGC for Approval of Special Financial Assistance (SFA)

v20230727

APPLICATION CHECKLIST

Plan name:	Teamsters Local Union No. 73 Pension Plan
EIN:	51-0149915
PN:	001
SFA Amount Requested:	\$7,173,461.00

Do NOT use this Application Checklist for a supplemented application. Instead use Application Checklist - Supplemented.

-----Filers provide responses here for each Checklist Item:-----

Unless otherwise specified:
 YYYY = plan year
 Plan Name = abbreviated plan name

Your application will be considered incomplete if No is entered as a Plan Response for any of Checklist Items #1 through #39. In addition, if required to provide information due to a "certain event" (see Addendum A of the SFA Filing Instructions), your application will be considered incomplete if No is entered as a Plan Response for any Checklist Items #40.a. through #49.b. If there is a merger event described in Addendum A, your application will also be considered incomplete if No is entered as a Plan Response for any Checklist Items #50 through #63.

Explain all N/A responses. Provide comments where noted. Also add any other optional explanatory comments.

Checklist Item #	SFA Filing Instructions Reference		Response Options	Plan Response	Name of File(s) Uploaded	Page Number Reference(s)	Plan Comments	In the e-Filing Portal, upload as Document Type	Use this Filenaming Convention
31.	Section E, Item (2)	<p>If the plan claims SFA eligibility under § 4262.3(a)(1) of PBGC's SFA regulation based on a certification by the plan's enrolled actuary of plan status for SFA eligibility purposes completed on or after January 1, 2021, does the application include:</p> <p>(i) plan actuary's certification of plan status for SFA eligibility purposes for the specified year (and, if applicable, for each plan year after the plan year for which the pre-2021 zone certification was prepared and for the plan year immediately prior to the specified year)?</p> <p>(ii) for each certification in (i) above, does the application include all details and additional information described in Section B, Item (5) of the SFA Filing Instructions, including clear documentation of all assumptions, methods and census data used?</p> <p>(iii) for each certification in (i) above, does the application identify all assumptions and methods that are different from those used in the pre-2021 zone certification?</p> <p>Does the certification by the plan's enrolled actuary include clear indication of all assumptions and methods used including source of and date of participant data, measurement date, and a statement that the actuary is qualified to render the actuarial opinion?</p> <p>If the plan does not claim SFA eligibility under § 4262.3(a)(1) or claims SFA eligibility under § 4262.3(a)(1) using a zone certification completed before January 1, 2021, enter N/A.</p> <p>Is the information for this Checklist Item #31 contained in a single document and uploaded using the required filenaming convention?</p>	Yes No N/A	N/A		N/A		Financial Assistance Application	SFA Elig Cert CD Plan Name

Application to PBGC for Approval of Special Financial Assistance (SFA)

v20230727

APPLICATION CHECKLIST

Do NOT use this Application Checklist for a supplemented application. Instead use Application Checklist - Supplemented.

Plan name:	Teamsters Local Union No. 73 Pension Plan
EIN:	51-0149915
PN:	001
SFA Amount Requested:	\$7,173,461.00

-----Filers provide responses here for each Checklist Item:-----

Unless otherwise specified:
 YYYY = plan year
 Plan Name = abbreviated plan name

Your application will be considered incomplete if No is entered as a Plan Response for any of Checklist Items #1 through #39. In addition, if required to provide information due to a "certain event" (see Addendum A of the SFA Filing Instructions), your application will be considered incomplete if No is entered as a Plan Response for any Checklist Items #40.a. through #49.b. If there is a merger event described in Addendum A, your application will also be considered incomplete if No is entered as a Plan Response for any Checklist Items #50 through #63.

Explain all N/A responses. Provide comments where noted. Also add any other optional explanatory comments.

Checklist Item #	SFA Filing Instructions Reference		Response Options	Plan Response	Name of File(s) Uploaded	Page Number Reference(s)	Plan Comments	In the e-Filing Portal, upload as Document Type	Use this Filenaming Convention
32.a.	Section E, Item (3)	<p>If the plan claims SFA eligibility under § 4262.3(a)(3) of PBGC's SFA regulation based on a certification by the plan's enrolled actuary of plan status for SFA eligibility purposes completed on or after January 1, 2021, does the application include:</p> <p>(i) plan actuary's certification of plan status for SFA eligibility purposes for the specified year (and, if applicable, for each plan year after the plan year for which the pre-2021 zone certification was prepared and for the plan year immediately prior to the specified year)?</p> <p>(ii) for each certification in (i) above, does the application include all details and additional information described in Section B, Item (5) of the SFA Filing Instructions, including clear documentation of all assumptions, methods and census data used?</p> <p>(iii) for each certification in (i) above, does the application identify all assumptions and methods that are different from those used in the pre-2021 zone certification?</p> <p>Does the certification by the plan's enrolled actuary include clear indication of all assumptions and methods used including source of and date of participant data, measurement date, and a statement that the actuary is qualified to render the actuarial opinion?</p> <p>If the plan does not claim SFA eligibility under § 4262.3(a)(3) or claims SFA eligibility under § 4262.3(a)(3) using a zone certification completed before January 1, 2021, enter N/A.</p> <p>Is the information for Checklist Items #32.a. and #32.b. contained in a single document and uploaded using the required filenaming convention?</p>		N/A		N/A		Financial Assistance Application	SFA Elig Cert C Plan Name
32.b.	Section E, Item (3)	<p>If the plan claims SFA eligibility under § 4262.3(a)(3) of PBGC's SFA regulation, does the application include a certification from the plan's enrolled actuary that the plan qualifies for SFA based on the applicable certification of plan status for SFA eligibility purposes for the specified year, and by meeting the other requirements of § 4262.3(c) of PBGC's SFA regulation. Does the provided certification include:</p> <p>(i) identification of the specified year for each component of eligibility (certification of plan status for SFA eligibility purposes, modified funding percentage, and participant ratio)</p> <p>(ii) derivation of the modified funded percentage</p> <p>(iii) derivation of the participant ratio</p> <p>Does the certification identify what test(s) under section 305(b)(2) of ERISA is met for the specified year listed above?</p> <p>Does the certification identify all assumptions and methods (including supporting rationale, and where applicable, reliance on the plan sponsor) used to develop the withdrawal liability receivable that is utilized in the calculation of the modified funded percentage?</p> <p>Enter N/A if the plan does not claim SFA eligibility under §4262.3(a)(3).</p>	Yes No N/A	N/A	N/A - included with SFA Elig Cert C Plan Name	N/A		Financial Assistance Application	N/A - included in SFA Elig Cert C Plan Name

Application to PBGC for Approval of Special Financial Assistance (SFA)

v20230727

APPLICATION CHECKLIST

Do NOT use this Application Checklist for a supplemented application. Instead use Application Checklist - Supplemented.

Plan name:	Teamsters Local Union No. 73 Pension Plan
EIN:	51-0149915
PN:	001
SFA Amount Requested:	\$7,173,461.00

-----Filers provide responses here for each Checklist Item:-----

Unless otherwise specified:
 YYYY = plan year
 Plan Name = abbreviated plan name

Your application will be considered incomplete if No is entered as a Plan Response for any of Checklist Items #1 through #39. In addition, if required to provide information due to a "certain event" (see Addendum A of the SFA Filing Instructions), your application will be considered incomplete if No is entered as a Plan Response for any Checklist Items #40.a. through #49.b. If there is a merger event described in Addendum A, your application will also be considered incomplete if No is entered as a Plan Response for any Checklist Items #50 through #63.

Explain all N/A responses. Provide comments where noted. Also add any other optional explanatory comments.

Checklist Item #	SFA Filing Instructions Reference		Response Options	Plan Response	Name of File(s) Uploaded	Page Number Reference(s)	Plan Comments	In the e-Filing Portal, upload as Document Type	Use this Filenaming Convention
33.	Section E, Item (4)	<p>If the plan's application is submitted on or prior to March 11, 2023, does the application include a certification from the plan's enrolled actuary that the plan is eligible for priority status, with specific identification of the applicable priority group?</p> <p>This item is not required (enter N/A) if the plan is insolvent, has implemented a MPRA suspension as of 3/11/2021, is in critical and declining status and had 350,000+ participants, or is listed on PBGC's website at www.pbgc.gov as being in priority group 6. See § 4262.10(d).</p> <p>Does the certification by the plan's enrolled actuary include clear indication of all assumptions and methods used including source of and date of participant data, measurement date, and a statement that the actuary is qualified to render the actuarial opinion?</p> <p>Is the filename uploaded using the required filenaming convention?</p>	Yes No N/A	N/A		N/A		Financial Assistance Application	PG Cert Plan Name
34.a.		<p>Does the application include the certification by the plan's enrolled actuary that the requested amount of SFA is the amount to which the plan is entitled under section 4262(j)(1) of ERISA and § 4262.4 of PBGC's SFA regulation? Does this certification include:</p> <p>(i) plan actuary's certification that identifies the requested amount of SFA and certifies that this is the amount to which the plan is entitled?</p> <p>(ii) clear indication of all assumptions and methods used including source of and date of participant data, measurement date, and a statement that the actuary is qualified to render the actuarial opinion?</p> <p>Is the information in Checklist #34.a. combined with #34.b. (if applicable) as a single document, and uploaded using the required filenaming convention?</p>	Yes No	Yes	SFA Amount Cert Teamsters 73.pdf	N/A		Financial Assistance Application	SFA Amount Cert Plan Name

Application to PBGC for Approval of Special Financial Assistance (SFA)

v20230727

APPLICATION CHECKLIST

Plan name:	Teamsters Local Union No. 73 Pension Plan
EIN:	51-0149915
PN:	001
SFA Amount Requested:	\$7,173,461.00

Do NOT use this Application Checklist for a supplemented application. Instead use Application Checklist - Supplemented.

-----Filers provide responses here for each Checklist Item:-----

Unless otherwise specified:
YYYY = plan year
Plan Name = abbreviated plan name

Your application will be considered incomplete if No is entered as a Plan Response for any of Checklist Items #1 through #39. In addition, if required to provide information due to a "certain event" (see Addendum A of the SFA Filing Instructions), your application will be considered incomplete if No is entered as a Plan Response for any Checklist Items #40.a. through #49.b. If there is a merger event described in Addendum A, your application will also be considered incomplete if No is entered as a Plan Response for any Checklist Items #50 through #63.

Explain all N/A responses. Provide comments where noted. Also add any other optional explanatory comments.

Checklist Item #	SFA Filing Instructions Reference		Response Options	Plan Response	Name of File(s) Uploaded	Page Number Reference(s)	Plan Comments	In the e-Filing Portal, upload as Document Type	Use this Filenaming Convention
34.b.	Section E, Item (5)	<p>If the plan is a MPRA plan, does the certification by the plan's enrolled actuary identify the amount of SFA determined under the basic method described in § 4262.4(a)(1) and the amount determined under the increasing assets method in § 4262.4(a)(2)(i)?</p> <p>If the amount of SFA determined under the "present value method" described in § 4262.4(a)(2)(ii) is not the greatest amount of SFA under § 4262.4(a)(2), does the certification state as such?</p> <p>If the amount of SFA determined under the "present value method" described in § 4262.4(a)(2)(ii) is the greatest amount of SFA under § 4262.4(a)(2), does the certification identify that amount?</p> <p>Enter N/A if the plan is not a MPRA plan.</p>	Yes No N/A	N/A	N/A - included with SFA Amount Cert Plan Name	N/A		N/A - included in SFA Amount Cert Plan Name	N/A - included in SFA Amount Cert Plan Name
35.	Section E, Item (6)	<p>Does the application include the plan sponsor's identification of the amount of fair market value of assets at the SFA measurement date and certification that this amount is accurate? Does the application also include:</p> <p>(i) information that substantiates the asset value and how it was developed (e.g., trust or account statements, specific details of any adjustments)?</p> <p>(ii) a reconciliation of the fair market value of assets from the date of the most recent audited plan financial statements to the SFA measurement date (showing beginning and ending fair market value of assets for this period as well as the following items for the period: contributions, withdrawal liability payments, benefits paid, administrative expenses, and investment income)?</p> <p>With the exception of account statements and financial statements already provided as Checklist Items #8 and #9, is all information contained in a single document that is uploaded using the required filenaming convention?</p>	Yes No	Yes	FMV Cert Teamsters 73.pdf	N/A		Financial Assistance Application	FMV Cert Plan Name
36.	Section E, Item (7)	<p>Does the application include a copy of the executed plan amendment required by § 4262.6(e)(1) of PBGC's SFA regulation which (i) is signed by authorized trustee(s) of the plan and (ii) includes the plan compliance language in Section E, Item (7) of the SFA Filing Instructions?</p>	Yes No	Yes	Previously provided in initial application	N/A		Pension plan documents, all versions available, and all amendments signed and dated	Compliance Amend Plan Name

Application to PBGC for Approval of Special Financial Assistance (SFA)

v20230727

APPLICATION CHECKLIST

Plan name:	Teamsters Local Union No. 73 Pension Plan
EIN:	51-0149915
PN:	001
SFA Amount Requested:	\$7,173,461.00

Do NOT use this Application Checklist for a supplemented application. Instead use Application Checklist - Supplemented.

-----Filers provide responses here for each Checklist Item:-----

Unless otherwise specified:
 YYYY = plan year
 Plan Name = abbreviated plan name

Your application will be considered incomplete if No is entered as a Plan Response for any of Checklist Items #1 through #39. In addition, if required to provide information due to a "certain event" (see Addendum A of the SFA Filing Instructions), your application will be considered incomplete if No is entered as a Plan Response for any Checklist Items #40.a. through #49.b. If there is a merger event described in Addendum A, your application will also be considered incomplete if No is entered as a Plan Response for any Checklist Items #50 through #63.

Explain all N/A responses. Provide comments where noted. Also add any other optional explanatory comments.

Checklist Item #	SFA Filing Instructions Reference		Response Options	Plan Response	Name of File(s) Uploaded	Page Number Reference(s)	Plan Comments	In the e-Filing Portal, upload as Document Type	Use this Filenaming Convention
37.	Section E, Item (8)	In the case of a plan that suspended benefits under section 305(e)(9) or section 4245 of ERISA, does the application include: (i) a copy of the proposed plan amendment(s) required by § 4262.6(e)(2) to reinstate suspended benefits and pay make-up payments? (ii) a certification by the plan sponsor that the proposed plan amendment(s) will be timely adopted? Is the certification signed by either all members of the plan's board of trustees or by one or more trustees duly authorized to sign the certification on behalf of the entire board (including, if applicable, documentation that substantiates the authorization of the signing trustees)? Enter N/A if the plan has not suspended benefits. Is all information included in a single document that is uploaded using the required filenaming convention?	Yes No N/A	N/A		N/A		Pension plan documents, all versions available, and all amendments signed and dated	Reinstatement Amend Plan Name
38.	Section E, Item (9)	In the case of a plan that was partitioned under section 4233 of ERISA, does the application include a copy of the executed plan amendment required by § 4262.9(c)(2)? Enter N/A if the plan was not partitioned. Is the document uploaded using the required filenaming convention?	Yes No N/A	N/A		N/A		Pension plan documents, all versions available, and all amendments signed and dated	Partition Amend Plan Name
39.	Section E, Item (10)	Does the application include one or more copies of the penalties of perjury statement (see Section E, Item (10) of the SFA Filing Instructions) that (a) are signed by an authorized trustee who is a current member of the board of trustees, and (b) includes the trustee's printed name and title. Is all such information included in a single document and uploaded using the required filenaming convention?	Yes No	Yes	Penalty Teamsters 73.pdf	N/A		Financial Assistance Application	Penalty Plan Name

Additional Information for Certain Events under § 4262.4(f) - Applicable to Any Events in § 4262.4(f)(2) through (f)(4) and Any Mergers in § 4262.4(f)(1)(ii)

NOTE: If the plan is not required to provided information described in Addendum A of the SFA Filing Instructions, the Plan Response should be left blank for the remaining Checklist Items.

40.a.	Addendum A for Certain Events Section C, Item (4)	Does the application include an additional version of Checklist Item #16.a. (also including Checklist Items #16.c., #16.d., and #16.e.), that shows the determination of the SFA amount using the basic method described in § 4262.4(a)(1) as if any events had not occurred? See Template 4A.	Yes No			N/A		Projections for special financial assistance (estimated income, benefit payments and expenses)	For additional submission due to any event: <i>Template 4A Plan Name CE</i> . For an additional submission due to a merger, <i>Template 4A Plan Name Merged</i> , where "Plan Name Merged" is an abbreviated version of the plan name for the separate plan involved in the merger.
-------	--	--	-----------	--	--	-----	--	--	--

Application to PBGC for Approval of Special Financial Assistance (SFA)

v20230727

APPLICATION CHECKLIST

Plan name:	Teamsters Local Union No. 73 Pension Plan
EIN:	51-0149915
PN:	001
SFA Amount Requested:	\$7,173,461.00

Do NOT use this Application Checklist for a supplemented application. Instead use Application Checklist - Supplemented.

-----Filers provide responses here for each Checklist Item:-----

Unless otherwise specified:
 YYYY = plan year
 Plan Name = abbreviated plan name

Your application will be considered incomplete if No is entered as a Plan Response for any of Checklist Items #1 through #39. In addition, if required to provide information due to a "certain event" (see Addendum A of the SFA Filing Instructions), your application will be considered incomplete if No is entered as a Plan Response for any Checklist Items #40.a. through #49.b. If there is a merger event described in Addendum A, your application will also be considered incomplete if No is entered as a Plan Response for any Checklist Items #50 through #63.

Explain all N/A responses. Provide comments where noted. Also add any other optional explanatory comments.

Checklist Item #	SFA Filing Instructions Reference		Response Options	Plan Response	Name of File(s) Uploaded	Page Number Reference(s)	Plan Comments	In the e-Filing Portal, upload as Document Type	Use this Filenaming Convention
40.b.i.	Addendum A for Certain Events Section C, Item (4)	If the plan is a MPRA plan for which the requested amount of SFA is based on the <u>increasing assets method</u> described in § 4262.4(a)(2)(i), does the application also include an additional version of Checklist Item #16.b.i. that shows the determination of the SFA amount using the <u>increasing assets method</u> as if any events had not occurred? See Template 4A, sheet <i>4A-5 SFA Details .5(a)(2)(i)</i> . Enter N/A if the plan is not a MPRA Plan or if the plan is a MPRA plan for which the requested amount of SFA is based on the present value method.	Yes No N/A		N/A - included as part of file in Checklist Item #40.a.	N/A		N/A	N/A - included as part of file in Checklist Item #40.a.
40.b.ii.	Addendum A for Certain Events Section C, Item (4)	If the plan is a MPRA plan for which the requested amount of SFA is based on the <u>increasing assets method</u> described in § 4262.4(a)(2)(i), does the application also include an additional version of Checklist Item #16.b.ii. that explicitly identifies the projected SFA exhaustion year based on the <u>increasing assets method</u> ? See Template 4A, <i>4A-5 SFA Details .4(a)(2)(i)</i> sheet and Addendum D. Enter N/A if the plan is not a MPRA Plan or if the plan is a MPRA plan for which the requested amount of SFA is based on the present value method.	Yes No N/A			N/A		N/A	N/A - included as part of file in Checklist Item #40.a.
40.b.iii.	Addendum A for Certain Events Section C, Item (4)	If the plan is a MPRA plan for which the requested amount of SFA is based on the <u>present value method</u> described in § 4262.4(a)(2)(ii), does the application also include an additional version of Checklist Item #16.b.iii. that shows the determination of the SFA amount using the <u>present value method</u> as if any events had not occurred? See Template 4B, sheet <i>4B-1 SFA Ben Pmts</i> , sheet <i>4B-2 SFA Details .4(a)(2)(ii)</i> , and sheet <i>4B-3 SFA Exhaustion</i> . Enter N/A if the plan is not a MPRA Plan or if the plan is a MPRA plan for which the requested amount of SFA is based on the increasing assets method.	Yes No N/A			N/A		Projections for special financial assistance (estimated income, benefit payments and expenses)	For additional submission due to any event: <i>Template 4B Plan Name CE</i> . For an additional submission due to a merger, <i>Template 4B Plan Name Merged</i> , where "Plan Name Merged" is an abbreviated version of the plan name for the separate plan involved in the merger.
41.	Addendum A for Certain Events Section C, Item (4)	For any merger, does the application show the SFA determination for this plan <u>and for each plan merged into this plan</u> (each of these determined as if they were still separate plans)? See Template 4A for a non-MPRA plan using the basic method, and for a MPRA plan using the increasing assets method. See Template 4B for a MPRA Plan using the present value method. Enter N/A if the plan has not experienced a merger.	Yes No N/A			N/A		Projections for special financial assistance (estimated income, benefit payments and expenses)	For an additional submission due to a merger, <i>Template 4A (or Template 4B) Plan Name Merged</i> , where "Plan Name Merged" is an abbreviated version of the plan name for the separate plan involved in the merger.

Application to PBGC for Approval of Special Financial Assistance (SFA)

v20230727

APPLICATION CHECKLIST

Plan name:	Teamsters Local Union No. 73 Pension Plan
EIN:	51-0149915
PN:	001
SFA Amount Requested:	\$7,173,461.00

Do NOT use this Application Checklist for a supplemented application. Instead use Application Checklist - Supplemented.

-----Filers provide responses here for each Checklist Item:-----

Unless otherwise specified:
 YYYY = plan year
 Plan Name = abbreviated plan name

Your application will be considered incomplete if No is entered as a Plan Response for any of Checklist Items #1 through #39. In addition, if required to provide information due to a "certain event" (see Addendum A of the SFA Filing Instructions), your application will be considered incomplete if No is entered as a Plan Response for any Checklist Items #40.a. through #49.b. If there is a merger event described in Addendum A, your application will also be considered incomplete if No is entered as a Plan Response for any Checklist Items #50 through #63.

Explain all N/A responses. Provide comments where noted. Also add any other optional explanatory comments.

Checklist Item #	SFA Filing Instructions Reference		Response Options	Plan Response	Name of File(s) Uploaded	Page Number Reference(s)	Plan Comments	In the e-Filing Portal, upload as Document Type	Use this Filenaming Convention
42.a.	Addendum A for Certain Events Section D	Does the application include a narrative description of any event and any merger, including relevant supporting documents which may include plan amendments, collective bargaining agreements, actuarial certifications related to a transfer or merger, or other relevant materials?	Yes No		N/A - included as part of SFA App Plan Name		For each Checklist Item #42.a. through #45.b., identify the relevant page number(s) within the single document.	Financial Assistance Application	SFA App Plan Name
42.b.	Addendum A for Certain Events Section D	For a transfer or merger event, does the application include identifying information for all plans involved including plan name, EIN and plan number, and the date of the transfer or merger?	Yes No		N/A - included as part of SFA App Plan Name			Financial Assistance Application	N/A - included as part of SFA App Plan Name
43.a.	Addendum A for Certain Events Section D	Does the narrative description in the application identify the amount of SFA reflecting any event, the amount of SFA determined as if the event had not occurred, and confirmation that the requested SFA is no greater than the amount that would have been determined if the event had not occurred, unless the event is a contribution rate reduction and such event lessens the risk of loss to plan participants and beneficiaries?	Yes No		N/A - included as part of SFA App Plan Name			Financial Assistance Application	N/A - included as part of SFA App Plan Name
43.b.	Addendum A for Certain Events Section D	For a merger, is the determination of SFA as if the event had not occurred equal to the sum of the amount that would be determined for this plan and each plan merged into this plan (each as if they were still separate plans)? Enter N/A if the event described in Checklist Item #42.a. was not a merger.	Yes No N/A		N/A - included as part of SFA App Plan Name			Financial Assistance Application	N/A - included as part of SFA App Plan Name
44.a.	Addendum A for Certain Events Section D	Does the application include an additional version of Checklist Item #25 that shows the determination of SFA eligibility as if any events had not occurred?	Yes No		N/A - included as part of SFA App Plan Name			Financial Assistance Application	N/A - included as part of SFA App Plan Name
44.b.	Addendum A for Certain Events Section D	For any merger, does this item include demonstrations of SFA eligibility for this plan and for each plan merged into this plan (each of these determined as if they were still separate plans)? Enter N/A if the event described in Checklist Item #42.a. was not a merger.	Yes No N/A		N/A - included as part of SFA App Plan Name			Financial Assistance Application	N/A - included as part of SFA App Plan Name

Application to PBGC for Approval of Special Financial Assistance (SFA)

v20230727

APPLICATION CHECKLIST

Plan name:	Teamsters Local Union No. 73 Pension Plan
EIN:	51-0149915
PN:	001
SFA Amount Requested:	\$7,173,461.00

Do NOT use this Application Checklist for a supplemented application. Instead use Application Checklist - Supplemented.

-----Filers provide responses here for each Checklist Item:-----

Unless otherwise specified:
 YYYY = plan year
 Plan Name = abbreviated plan name

Your application will be considered incomplete if No is entered as a Plan Response for any of Checklist Items #1 through #39. In addition, if required to provide information due to a "certain event" (see Addendum A of the SFA Filing Instructions), your application will be considered incomplete if No is entered as a Plan Response for any Checklist Items #40.a. through #49.b. If there is a merger event described in Addendum A, your application will also be considered incomplete if No is entered as a Plan Response for any Checklist Items #50 through #63.

Explain all N/A responses. Provide comments where noted. Also add any other optional explanatory comments.

Checklist Item #	SFA Filing Instructions Reference		Response Options	Plan Response	Name of File(s) Uploaded	Page Number Reference(s)	Plan Comments	In the e-Filing Portal, upload as Document Type	Use this Filenaming Convention
45.a.	Addendum A for Certain Events Section D	If the event is a contribution rate reduction and the amount of requested SFA is not limited to the amount of SFA determined as if the event had not occurred, does the application include a detailed demonstration that shows that the event lessens the risk of loss to plan participants and beneficiaries? Enter N/A if the event is not a contribution rate reduction, or if the event is a contribution rate reduction but the requested SFA is limited to the amount of SFA determined as if the event had not occurred.	Yes No N/A		N/A - included as part of SFA App Plan Name			Financial Assistance Application	N/A - included as part of SFA App Plan Name
45.b.	Addendum A for Certain Events Section D	Does the demonstration in Checklist Item #45.a. also identify all assumptions used, supporting rationale for the assumptions and other relevant information? Enter N/A if the plan entered N/A for Checklist Item #45.a.	Yes No N/A		N/A - included as part of SFA App Plan Name			Financial Assistance Application	N/A - included as part of SFA App Plan Name
46.a.	Addendum A for Certain Events Section E, Items (2) and (3)	Does the application include an additional certification from the plan's enrolled actuary with respect to the plan's SFA eligibility but with eligibility determined as if any events had not occurred? This should be in the format of Checklist Item #31 if the SFA eligibility is based on the plan status of critical and declining using a zone certification completed on or after January 1, 2021. This should be in the format of Checklist Items #32.a. and #32.b. if the SFA eligibility is based on the plan status of critical using a zone certification completed on or after January 1, 2021. If the above SFA eligibility is not based on § 4262.3(a)(1) or § 4262.3(a)(3) or is based on a zone certification completed prior to January 1, 2021, enter N/A. Is all relevant information contained in a single document and uploaded using the required filenaming convention?	Yes No N/A			N/A		Financial Assistance Application	SFA Elig Cert Plan Name CE
46.b.	Addendum A for Certain Events Section E, Items (2) and (3)	For any merger, does the application include additional certifications of the SFA eligibility for this plan and for each plan merged into this plan (each of these determined as if they were still separate plans)? If the above SFA eligibility is not based on § 4262.3(a)(1) or § 4262.3(a)(3) or is based on a zone certification completed prior to January 1, 2021, enter N/A. Enter N/A if the event described in Checklist Item #42.a. was not a merger.	Yes No N/A			N/A		Financial Assistance Application	SFA Elig Cert Plan Name Merged CE "Plan Name Merged" is an abbreviated version of the plan name for the separate plan involved in the merger.

Application to PBGC for Approval of Special Financial Assistance (SFA)

v20230727

APPLICATION CHECKLIST

Do NOT use this Application Checklist for a supplemented application. Instead use Application Checklist - Supplemented.

Plan name:	Teamsters Local Union No. 73 Pension Plan
EIN:	51-0149915
PN:	001
SFA Amount Requested:	\$7,173,461.00

-----Filers provide responses here for each Checklist Item:-----

Unless otherwise specified:
 YYYY = plan year
 Plan Name = abbreviated plan name

Your application will be considered incomplete if No is entered as a Plan Response for any of Checklist Items #1 through #39. In addition, if required to provide information due to a "certain event" (see Addendum A of the SFA Filing Instructions), your application will be considered incomplete if No is entered as a Plan Response for any Checklist Items #40.a. through #49.b. If there is a merger event described in Addendum A, your application will also be considered incomplete if No is entered as a Plan Response for any Checklist Items #50 through #63.

Explain all N/A responses. Provide comments where noted. Also add any other optional explanatory comments.

Checklist Item #	SFA Filing Instructions Reference		Response Options	Plan Response	Name of File(s) Uploaded	Page Number Reference(s)	Plan Comments	In the e-Filing Portal, upload as Document Type	Use this Filenaming Convention
47.a.	Addendum A for Certain Events Section E, Item (5)	Does the application include an additional certification from the plan's enrolled actuary with respect to the plan's SFA amount (in the format of Checklist Item #34.a.), but with the SFA amount determined as if any events had not occurred?	Yes No			N/A		Financial Assistance Application	SFA Amount Cert Plan Name CE
47.b.	Addendum A for Certain Events Section E, Item (5)	If the plan is a MPRA plan, does the certification in Checklist Item #46.a. identify the amount of SFA determined under the basic method described in § 4262.4(a)(1) and the amount determined under the increasing assets method in § 4262.4(a)(2)(i)? If the amount of SFA determined under the "present value method" described in § 4262.4(a)(2)(ii) is not the greatest amount of SFA under § 4262.4(a)(2), does the certification state as such? If the amount of SFA determined under the "present value method" described in § 4262.4(a)(2)(ii) is the greatest amount of SFA under § 4262.4(a)(2), does the certification identify that amount? Enter N/A if the plan is not a MPRA plan.	Yes No N/A		N/A - included in SFA Amount Cert Plan Name CE	N/A		N/A - included in SFA Amount Cert Plan Name	N/A - included in SFA Amount Cert Plan Name CE
47.c.	Addendum A for Certain Events Section E, Item (5)	Does the certification in Checklist Items #47.a. and #47.b. (if applicable) clearly identify all assumptions and methods used, sources of participant data and census data, and other relevant information?	Yes No		N/A - included in SFA Amount Cert Plan Name CE	N/A		N/A - included in SFA Amount Cert Plan Name	N/A - included in SFA Amount Cert Plan Name CE
48.a.	Addendum A for Certain Events Section E, Item (5)	For any merger, does the application include additional certifications of the SFA amount determined for this plan and for each plan merged into this plan (each of these determined as if they were still separate plans)? Enter N/A if the event described in Checklist Item #42.a. was not a merger.	Yes No N/A			N/A		Financial Assistance Application	SFA Amount Cert Plan Name Merged CE "Plan Name Merged" is an abbreviated version of the plan name for the separate plan involved in the merger.
48.b.	Addendum A for Certain Events Section E, Item (5)	For any merger, do the certifications clearly identify all assumptions and methods used, sources of participant data and census data, and other relevant information? Enter N/A if the event described in Checklist Item #42.a. was not a merger.	Yes No N/A		N/A - included in SFA Amount Cert Plan Name CE	N/A		N/A - included in SFA Amount Cert Plan Name CE	N/A - included in SFA Amount Cert Plan Name CE

Application to PBGC for Approval of Special Financial Assistance (SFA)

v20230727

APPLICATION CHECKLIST

Plan name:	Teamsters Local Union No. 73 Pension Plan
EIN:	51-0149915
PN:	001
SFA Amount Requested:	\$7,173,461.00

Do NOT use this Application Checklist for a supplemented application. Instead use Application Checklist - Supplemented.

-----Filers provide responses here for each Checklist Item:-----

Unless otherwise specified:
YYYY = plan year
Plan Name = abbreviated plan name

Your application will be considered incomplete if No is entered as a Plan Response for any of Checklist Items #1 through #39. In addition, if required to provide information due to a "certain event" (see Addendum A of the SFA Filing Instructions), your application will be considered incomplete if No is entered as a Plan Response for any Checklist Items #40.a. through #49.b. If there is a merger event described in Addendum A, your application will also be considered incomplete if No is entered as a Plan Response for any Checklist Items #50 through #63.

Explain all N/A responses. Provide comments where noted. Also add any other optional explanatory comments.

Checklist Item #	SFA Filing Instructions Reference		Response Options	Plan Response	Name of File(s) Uploaded	Page Number Reference(s)	Plan Comments	In the e-Filing Portal, upload as Document Type	Use this Filenaming Convention
49.a.	Addendum A for Certain Events Section E	If the event is a contribution rate reduction and the amount of requested SFA is not limited to the amount of SFA determined as if the event had not occurred, does the application include a certification from the plan's enrolled actuary (or, if appropriate, from the plan sponsor) with respect to the demonstration to support a finding that the event lessens the risk of loss to plan participants and beneficiaries? Enter N/A if the event is not a contribution rate reduction, or if the event is a contribution rate reduction but the requested SFA is limited to the amount of SFA determined as if the event had not occurred.	Yes No N/A			N/A		Financial Assistance Application	Cont Rate Cert Plan Name CE
49.b.	Addendum A for Certain Events Section E	Does the demonstration in Checklist Item #48.a. also identify all assumptions used, supporting rationale for the assumptions and other relevant information? Enter N/A if the event is not a contribution rate reduction, or if the event is a contribution rate reduction but the requested SFA is limited to the amount of SFA determined as if the event had not occurred.	Yes No N/A		N/A - included in Cont Rate Cert Plan Name CE	N/A		N/A - included in Cont Rate Cert Plan Name CE	N/A - included in Cont Rate Cert Plan Name CE

Additional Information for Certain Events under § 4262.4(f) - Applicable Only to Any Mergers in § 4262.4(f)(1)(ii)

Plans that have experienced mergers identified in § 4262.4(f)(1)(ii) must complete Checklist Items #50 through #63. If you are required to complete Checklist Items #50 through #63, your application will be considered incomplete if No is entered as a Plan Response for any of Checklist Items #50 through #63. All other plans should not provide any responses for Checklist Items #50 through #63.

50.	Addendum A for Certain Events Section B, Item (1)a.	In addition to the information provided with Checklist Item #1, does the application also include similar plan documents and amendments for each plan that merged into this plan due to a merger described in § 4262.4(f)(1)(ii)?	Yes No			N/A		Pension plan documents, all versions available, and all amendments signed and dated	N/A
51.	Addendum A for Certain Events Section B, Item (1)b.	In addition to the information provided with Checklist Item #2, does the application also include similar trust agreements and amendments for each plan that merged into this plan due to a merger described in § 4262.4(f)(1)(ii)?	Yes No			N/A		Pension plan documents, all versions available, and all amendments signed and dated	N/A
52.	Addendum A for Certain Events Section B, Item (1)c.	In addition to the information provided with Checklist Item #3, does the application also include the most recent IRS determination for each plan that merged into this plan due to a merger described in § 4262.4(f)(1)(ii)? Enter N/A if the plan does not have a determination letter.	Yes No N/A			N/A		Pension plan documents, all versions available, and all amendments signed and dated	N/A

Application to PBGC for Approval of Special Financial Assistance (SFA)

v20230727

APPLICATION CHECKLIST

Plan name:	Teamsters Local Union No. 73 Pension Plan
EIN:	51-0149915
PN:	001
SFA Amount Requested:	\$7,173,461.00

Do NOT use this Application Checklist for a supplemented application. Instead use Application Checklist - Supplemented.

-----Filers provide responses here for each Checklist Item:-----

Unless otherwise specified:
 YYYY = plan year
 Plan Name = abbreviated plan name

Your application will be considered incomplete if No is entered as a Plan Response for any of Checklist Items #1 through #39. In addition, if required to provide information due to a "certain event" (see Addendum A of the SFA Filing Instructions), your application will be considered incomplete if No is entered as a Plan Response for any Checklist Items #40.a. through #49.b. If there is a merger event described in Addendum A, your application will also be considered incomplete if No is entered as a Plan Response for any Checklist Items #50 through #63.

Explain all N/A responses. Provide comments where noted. Also add any other optional explanatory comments.

Checklist Item #	SFA Filing Instructions Reference		Response Options	Plan Response	Name of File(s) Uploaded	Page Number Reference(s)	Plan Comments	In the e-Filing Portal, upload as Document Type	Use this Filenaming Convention
53.	Addendum A for Certain Events Section B, Item (2)	In addition to the information provided with Checklist Item #4, for each plan that merged into this plan due to a merger described in § 4262.4(f)(1)(ii), does the application include the actuarial valuation report for the 2018 plan year and each subsequent actuarial valuation report completed before the application filing date?	Yes No			N/A	Identify here how many reports are provided.	Most recent actuarial valuation for the plan	YYYYAVR Plan Name Merged, where "Plan Name Merged" is abbreviated version of the plan name for the plan merged into this plan.
54.	Addendum A for Certain Events Section B, Item (3)	In addition to the information provided with Checklist Items #5.a. and #5.b., does the application include similar rehabilitation plan information for each plan that merged into this plan due to a merger described in § 4262.4(f)(1)(ii)?	Yes No			N/A		Rehabilitation plan (or funding improvement plan, if applicable)	N/A
55.	Addendum A for Certain Events Section B, Item (4)	In addition to the information provided with Checklist Item #6, does the application include similar Form 5500 information for each plan that merged into this plan due to a merger described in § 4262.4(f)(1)(ii)?	Yes No			N/A		Latest annual return/report of employee benefit plan (Form 5500)	YYYYForm5500 Plan Name Merged, "Plan Name Merged" is abbreviated version of the plan name for the plan merged into this plan.
56.	Addendum A for Certain Events Section B, Item (5)	In addition to the information provided with Checklist Items #7.a., #7.b., and #7.c., does the application include similar certifications of plan status for each plan that merged into this plan due to a merger described in § 4262.4(f)(1)(ii)?	Yes No			N/A	Identify how many zone certifications are provided.	Zone certification	YYYYZoneYYYYMMDD Plan Name Merged, where the first "YYYY" is the applicable plan year, and "YYYYMMDD" is the date the certification was prepared. "Plan Name Merged" is an abbreviated version of the plan name for the plan merged into this plan.
57.	Addendum A for Certain Events Section B, Item (6)	In addition to the information provided with Checklist Item #8, does the application include the most recent cash and investment account statements for each plan that merged into this plan due to a merger described in § 4262.4(f)(1)(ii)?	Yes No			N/A		Bank/Asset statements for all cash and investment accounts	N/A
58.	Addendum A for Certain Events Section B, Item (7)	In addition to the information provided with Checklist Item #9, does the application include the most recent plan financial statement (audited, or unaudited if audited is not available) for each plan that merged into this plan due to a merger described in § 4262.4(f)(1)(ii)?	Yes No			N/A		Plan's most recent financial statement (audited, or unaudited if audited not available)	N/A
59.	Addendum A for Certain Events Section B, Item (8)	In addition to the information provided with Checklist Item #10, does the application include all of the written policies and procedures governing the plan's determination, assessment, collection, settlement, and payment of withdrawal liability for each plan that merged into this plan due to a merger described in § 4262.4(f)(1)(ii)? Are all such items included in a single document using the required filenaming convention?	Yes No			N/A		Pension plan documents, all versions available, and all amendments signed and dated	WDL Plan Name Merged, where "Plan Name Merged" is an abbreviated version of the plan name for the plan merged into this plan.

Application to PBGC for Approval of Special Financial Assistance (SFA)

v20230727

APPLICATION CHECKLIST

Plan name:	Teamsters Local Union No. 73 Pension Plan
EIN:	51-0149915
PN:	001
SFA Amount Requested:	\$7,173,461.00

Do NOT use this Application Checklist for a supplemented application. Instead use Application Checklist - Supplemented.

-----Filers provide responses here for each Checklist Item:-----

Unless otherwise specified:
 YYYY = plan year
 Plan Name = abbreviated plan name

Your application will be considered incomplete if No is entered as a Plan Response for any of Checklist Items #1 through #39. In addition, if required to provide information due to a "certain event" (see Addendum A of the SFA Filing Instructions), your application will be considered incomplete if No is entered as a Plan Response for any Checklist Items #40.a. through #49.b. If there is a merger event described in Addendum A, your application will also be considered incomplete if No is entered as a Plan Response for any Checklist Items #50 through #63.

Explain all N/A responses. Provide comments where noted. Also add any other optional explanatory comments.

Checklist Item #	SFA Filing Instructions Reference		Response Options	Plan Response	Name of File(s) Uploaded	Page Number Reference(s)	Plan Comments	In the e-Filing Portal, upload as Document Type	Use this Filenaming Convention
60.	Addendum A for Certain Events Section B, Item (9)	In addition to the information provided with Checklist Item #11, does the application include documentation of a death audit (with the information described in Checklist Item #11) for each plan that merged into this plan due to a merger described in § 4262.4(f)(1)(ii)?	Yes No					Pension plan documents, all versions available, and all amendments signed and dated	<i>Death Audit Plan Name Merged</i> , where "Plan Name Merged" is an abbreviated version of the plan name for the plan merged into this plan.
61.	Addendum A for Certain Events Section C, Item (1)	In addition to the information provided with Checklist Item #13, does the application include the same information in the format of Template 1 for each plan that merged into this plan due to a merger described in § 4262.4(f)(1)(ii)? Enter N/A if each plan that fully merged into this plan is not required to respond Yes to line 8b(1) on the most recently filed Form 5500 Schedule MB.	Yes No N/A					Financial assistance spreadsheet (template)	<i>Template 1 Plan Name Merged</i> , where "Plan Name Merged" is an abbreviated version of the plan name for the plan merged into this plan.
62.	Addendum A for Certain Events Section C, Item (2)	In addition to the information provided with Checklist Item #14, does the application include the same information in the format of Template 2 (if required based on the participant threshold) for each plan that merged into this plan due to a merger described in § 4262.4(f)(1)(ii)? Enter N/A if each plan that merged into this plan has less than 10,000 participants on line 6f of the most recently filed Form 5500.	Yes No N/A					Contributing employers	<i>Template 2 Plan Name Merged</i> , where "Plan Name Merged" is an abbreviated version of the plan name for the plan merged into this plan.
63.	Addendum A for Certain Events Section C, Item (3)	In addition to the information provided with Checklist Item #15, does the application include similar information in the format of Template 3 for each plan that merged into this plan due to a merger described in § 4262.4(f)(1)?	Yes No					Historical Plan Financial Information (CBUs, contribution rates, contribution amounts, withdrawal liability payments)	<i>Template 3 Plan Name Merged</i> , where "Plan Name Merged" is an abbreviated version of the plan name for the plan merged into this plan.

**Checklist Item 8 – Reconciliation of Financial Information
Revised Application**

The table below shows the sources of the Fund’s assets as of December 31, 2022 in the Fund’s bank statements and account statements, and reconciles the total of the accounts to the Fund’s unaudited financial statements as of December 31, 2022.

Description	File Name	Page Number	Amount
Investments	Investments – Key Certification.pdf	4	\$17,432,137.80
Accrued Income	Investments – Key Certification.pdf	4	16,470.01
Cash	Checking account.pdf	1	123,703.38
Total Assets as of December 31, 2022			\$17,572,311.19
Total shown on audited financial statements			\$17,572,311.00

**TEAMSTERS UNION LOCAL NO. 73
PENSION PLAN**

**FINANCIAL REPORT
(MODIFIED CASH BASIS)**

DECEMBER 31, 2022 and 2021



TEAMSTERS UNION LOCAL NO. 73 PENSION PLAN

CONTENTS

	<u>Page</u>
INDEPENDENT AUDITOR'S REPORT	1-2
FINANCIAL STATEMENTS	
Statements of net assets available for benefits (modified cash basis)	3
Statements of changes in net assets available for benefits (modified cash basis)	4
Notes to financial statements	5-11
SUPPLEMENTAL SCHEDULES	
Schedule of assets (held at end of year) as of December 31, 2022	
Schedule of reportable transactions for the year ended December 31, 2022	



J. SCHAEFER & COMPANY, LLC

Independent Auditor's Report

To the Board of Trustees of
Teamsters Local Union No. 73
Pension Plan
Valley View, Ohio

Opinion

We have audited the accompanying financial statements of Teamsters Local Union No. 73 Pension Plan (the "Plan"), an employee benefit plan subject to the Employee Retirement Income Security Act of 1974 (ERISA), which comprise the statements of net assets available for benefits (modified cash basis) as of December 31, 2022 and 2021, and the related statements of changes in net assets available for benefits (modified cash basis) for the years then ended, and the related notes to the financial statements.

In our opinion, the financial statements referred to above present fairly, in all material respects, the net assets available for benefits (modified cash basis) of the Plan as of December 31, 2022 and 2021, and the changes in its net assets available for benefits for the years then ended, in accordance with the modified cash basis of accounting described in Note 2.

Basis for Opinion

We conducted our audits in accordance with auditing standards generally accepted in the United States of America. Our responsibilities under those standards are further described in the Auditor's Responsibilities for the Audit of the Financial Statements section of our report. We are required to be independent of the Plan and to meet our other ethical responsibilities, in accordance with the relevant ethical requirements relating to our audits. We believe that the audit evidence we have obtained is sufficient and appropriate to provide a basis for our audit opinion.

Basis of Accounting

We draw attention to Note 2 of the financial statements, which describes the basis of accounting. The financial statements and supplemental schedules are prepared on the modified cash basis of accounting, which is a basis of accounting other than accounting principles generally accepted in the United States of America. Our opinion is not modified with respect to that matter.

Responsibilities of Management for the Financial Statements

Management is responsible for the preparation and fair presentation of the financial statements in accordance with the modified cash basis of accounting, and for the design, implementation, and maintenance of internal control relevant to the preparation and fair presentation of financial statements that are free from material misstatement, whether due to fraud or error.

In preparing the financial statements, management is required to evaluate whether there are conditions or events, considered in the aggregate, that raise substantial doubt about the Plan's ability to continue as a going concern for one year after the date the financial statements are available to be issued.

Management is also responsible for maintaining a current plan instrument, including all amendments; administering the Plan; and determining that the Plan's transactions that are presented and disclosed in the financial statements are in conformity with the Plan's provisions, including maintaining sufficient records with respect to each of the participants, to determine the benefits due or which may become due to such participants.

Auditor's Responsibilities for the Audit of the Financial Statements

Our objectives are to obtain reasonable assurance about whether the financial statements as a whole are free from material misstatement, whether due to fraud or error, and to issue an auditor's report that includes our opinion. Reasonable assurance is a high level of assurance but is not absolute assurance and therefore is not a guarantee that an audit conducted in accordance with generally accepted auditing standards will always detect a material misstatement when it exists. The risk of not detecting a material misstatement resulting from fraud is higher than for one resulting from error, as fraud may involve collusion, forgery, intentional omissions, misrepresentations, or the override of internal control. Misstatements are considered material if there is a substantial likelihood that, individually or in the aggregate, they would influence the judgment made by a reasonable user based on the financial statements.

In performing an audit in accordance with generally accepted auditing standards, we:

- Exercise professional judgment and maintain professional skepticism throughout the audit.
- Identify and assess the risks of material misstatement of the financial statements, whether due to fraud or error, and design and perform audit procedures responsive to those risks. Such procedures include examining, on a test basis, evidence regarding the amounts and disclosures in the financial statements.
- Obtain an understanding of internal control relevant to the audit in order to design audit procedures that are appropriate in the circumstances, but not for the purpose of expressing an opinion on the effectiveness of the Plan's internal control. Accordingly, no such opinion is expressed.
- Evaluate the appropriateness of accounting policies used and the reasonableness of significant accounting estimates made by management, as well as evaluate the overall presentation of the financial statements.
- Conclude whether, in our judgment, there are conditions or events, considered in the aggregate, that raise substantial doubt about the Plan's ability to continue as a going concern for a reasonable period of time.

We are required to communicate with those charged with governance regarding, among other matters, the planned scope and timing of the audit, significant audit findings, and certain internal control-related matters that we identified during the audit.

Supplemental Schedules Required by ERISA

Our audits were conducted for the purpose of forming an opinion on the financial statements as a whole. The supplemental schedules of assets (held at end of year) as of December 31, 2022 and reportable transactions for the year then ended are presented for purposes of additional analysis and are not a required part of the financial statements but are supplementary information required by the Department of Labor's Rules and Regulations for Reporting and Disclosure under ERISA. Such information is the responsibility of management and was derived from and relates directly to the underlying accounting and other records used to prepare the financial statements. The information has been subjected to the auditing procedures applied in the audits of the financial statements and certain additional procedures, including comparing and reconciling such information directly to the underlying accounting and other records used to prepare the financial statements or to the financial statements themselves, and other additional procedures in accordance with generally accepted auditing standards.

In forming our opinion on the supplemental schedules, we evaluated whether the supplemental schedules, including their form and content, are presented in conformity with the Department of Labor's Rules and Regulations for Reporting and Disclosure under ERISA.

In our opinion, the information in the accompanying schedules is fairly stated, in all material respects, in relation to the financial statements as a whole, and the form and content are presented in conformity with the Department of Labor's Rules and Regulations for Reporting and Disclosure under ERISA.



Cleveland, Ohio
September 13, 2023

TEAMSTERS UNION LOCAL NO. 73 PENSION PLAN

STATEMENTS OF NET ASSETS AVAILABLE FOR BENEFITS (MODIFIED CASH BASIS)

December 31, 2022 and 2021

<u>ASSETS</u>	<u>2022</u>	<u>2021</u>
INVESTMENTS - AT FAIR VALUE		
Money market funds	\$ 193,365	\$ 206,158
U.S. Government securities	1,936,120	2,565,769
Corporate obligations	2,354,697	2,391,953
Common/collective trust	2,583,346	2,407,458
Mutual funds	<u>10,364,610</u>	<u>13,965,144</u>
	17,432,138	21,536,482
RECEIVABLES		
Accrued interest and dividends	16,470	12,579
FIXED ASSETS		
Office furniture and equipment	-	33,086
Less: accumulated depreciation	<u>-</u>	<u>(33,086)</u>
	-	-
CASH	<u>123,703</u>	<u>68,977</u>
NET ASSETS AVAILABLE FOR BENEFITS	<u>\$ 17,572,311</u>	<u>\$ 21,618,038</u>

The accompanying notes are an integral part of these financial statements.

TEAMSTERS UNION LOCAL NO. 73 PENSION PLAN

STATEMENTS OF CHANGES IN NET ASSETS AVAILABLE FOR BENEFITS (MODIFIED CASH BASIS)

Years Ended December 31, 2022 and 2021

	<u>2022</u>	<u>2021</u>
ADDITIONS		
Investment income:		
Net appreciation (depreciation) in fair value of investments	\$ (2,794,887)	\$ 2,489,811
Interest and dividends	<u>358,704</u>	<u>501,325</u>
	(2,436,183)	2,991,136
Less investment expenses	<u>(56,219)</u>	<u>(55,858)</u>
	(2,492,402)	2,935,278
Employer contributions	<u>176,403</u>	<u>183,697</u>
Total additions	(2,315,999)	3,118,975
DEDUCTIONS		
Pension benefits paid directly to participants	1,549,354	1,571,524
Administrative expenses:		
Actuarial fees	90,218	75,619
Administration	44,255	53,190
PBGC premiums	16,928	17,007
Audit and accounting fees	14,400	14,575
Office supplies and expense	12,255	11,267
Fiduciary insurance and bonding	11,406	10,941
Legal fees	11,000	12,087
Rent	5,699	5,609
Less: administrative reimbursement	<u>(25,787)</u>	<u>(29,464)</u>
	<u>180,374</u>	<u>170,831</u>
Total deductions	<u>1,729,728</u>	<u>1,742,355</u>
NET INCREASE (DECREASE)	(4,045,727)	1,376,620
NET ASSETS AVAILABLE FOR BENEFITS		
BEGINNING OF YEAR	<u>21,618,038</u>	<u>20,241,418</u>
END OF YEAR	<u>\$17,572,311</u>	<u>\$21,618,038</u>

The accompanying notes are an integral part of these financial statements.

TEAMSTERS UNION LOCAL NO. 73 PENSION PLAN

NOTES TO FINANCIAL STATEMENTS

Note 1. Description of the Plan

The following brief description of Teamsters Union Local No. 73 Pension Plan (the "Plan") is provided for general information purposes only. Participants should refer to the Plan agreement for more complete information.

General

The Plan is a multiemployer, noncontributory defined benefit plan which provides pension benefits for eligible members of Teamsters Union Local No. 473 (the "Union") employed by employers requiring contributions to the Plan pursuant to collective bargaining agreements. The Plan is subject to the provisions of the Employee Retirement Income Security Act of 1974 ("ERISA"), as amended.

Plan Administration

The Plan is administered by a Board of Trustees (the "Trustees") selected by the Union and participating employers. The Trustees have full authority to control and manage the operation and administration of the Plan.

Benefits and Vesting

Benefit payments under the Plan are calculated based upon age, years of credited service and a monthly normal retirement benefit, as defined in the Plan Document. A participant is vested with normal retirement benefits after completion of 5 years of credited service. The calculation of the benefit amounts is described in the Plan Document. Pre-retirement death benefits reflect statutorily required pre-retirement survivor annuities and vary depending upon age and service. The disability pension benefit was eliminated in accordance with the rehabilitation plan. This elimination did not impact participants receiving the benefit as of the effective date.

Termination

The Trustees anticipate that the Plan will continue without interruption; however, the Trustees reserve the right to terminate the Plan subject to the requirements set forth in ERISA and the Trust Agreement. In the event of termination of the Plan, the Plan provides that all of its assets shall be allocated among the participants and beneficiaries in accordance with the terms of the Plan Document and ERISA. To the extent unfunded vested benefits exist, ERISA provides that such benefits are payable to participants by the Pension Benefit Guaranty Corporation up to specified limitations.

Note 2. Summary of Significant Accounting Policies

- A. Basis of Accounting – The accompanying financial statements have been prepared on the modified cash basis of accounting. This basis differs from accounting principles generally accepted in the United States of America primarily because revenue and assets are generally recognized when received, rather than when earned and expenditures and liabilities are generally recognized when paid, rather than when incurred.

TEAMSTERS UNION LOCAL NO. 73 PENSION PLAN

NOTES TO FINANCIAL STATEMENTS (CONTINUED)

Note 2. Summary of Significant Accounting Policies (Continued)

- B. Investment Valuation and Income Recognition – The Plan's investments are reported at fair value. Fair value is the price that would be received to sell an asset or paid to transfer a liability in an orderly transaction between market participants at the measurement date. Reference Note 4 for discussion of fair value measurements. Purchases and sales of securities are recorded on a trade-date basis. Interest income is recorded on the accrual basis. Dividends are recorded on the ex-dividend date. Net change in fair value of investments includes the Plan's gains and losses on investments bought and sold as well as held during the year.
- C. Cash – The Plan holds its temporary cash in a noninterest-bearing account with a national financial institution which, at times, may exceed federally insured amounts. The actual balance may exceed the reported balance due to outstanding checks.
- D. Fixed Assets – Office furniture and equipment are stated at cost. Maintenance, repairs and minor renewals are expensed when incurred. Additions in excess of \$500 are capitalized. Depreciation is computed using the straight-line method over the assets' estimated useful lives.
- E. Use of Estimates – The preparation of financial statements in conformity with the modified cash basis of accounting requires Plan management to make estimates and assumptions that affect the reported amounts of assets, liabilities, and changes therein, disclosure of contingent assets and liabilities, and the actuarial present value of accumulated plan benefits at the date of the financial statements, and changes therein. Actual results could differ from those estimates.
- F. Actuarial Present Value of Accumulated Plan Benefits – Accumulated plan benefits are those future periodic payments, including lump-sum distributions, that are attributable under the Plan's provisions to the service which employees have rendered through the termination date. Accumulated plan benefits include benefits expected to be paid to (a) retired or terminated employees or their beneficiaries, (b) beneficiaries of employees who have died, and (c) present employees or their beneficiaries. The accumulated plan benefits for active employees are based on the credited service as of the date the benefit information is presented (the valuation date). Benefits payable under all circumstances (retirement, death, disability, and termination) are included, to the extent they are deemed attributable to employee service rendered to the termination date.

The actuarial present value of accumulated plan benefits is determined by an independent actuary from Horizon Actuarial Services, LLC and is that amount that results from applying actuarial assumptions to adjust the accumulated plan benefits to reflect the time value of money (through discounts for interest) and the probability of payment (by means of decrements such as for death, disability, withdrawal, or retirement) between the valuation date and the expected date of payment.

TEAMSTERS UNION LOCAL NO. 73 PENSION PLAN

NOTES TO FINANCIAL STATEMENTS (CONTINUED)

Note 2. Summary of Significant Accounting Policies (Continued)

The significant actuarial assumptions used in the valuations as of January 1, 2022 and 2021 include:

Mortality rates: Non-disabled participants and beneficiaries: Pri-2012 Non-Disabled Mortality Tables with Blue Collar Adjustment with improvement scale MP-2021 for 2022 and RP-2017 Non-Disabled Mortality Tables with Blue Collar Adjustment with no future mortality improvement beyond 2017 for 2021. Disabled participants: Pri-2012 Disabled Annuitants Mortality Table projected generationally with the improvement scale MP-2021 for 2022 and RP-2017 Disabled Annuitants Mortality Table for 2021.

Retirement age: 55-65 based on historical and current demographic data, adjusted to reflect anticipated future experience. As part of the analysis, a comparison was made between the actual and assumed number of retirements over the past several years. The weighted average retirement age for active participants was 63.

Interest rate: 6.75% per annum, compounded annually, net of investment expense for determining costs and liabilities for 2022 and 2021. 2.22% and 2.43% per annum for determining the current liability for 2022 and 2021, respectively.

Administrative expenses: \$170,000 payable at the beginning of the year for 2022 and 2021. Investment related fees are not included.

The valuations do not reflect the provisions of the American Rescue Plan Act and the Plan's possible eligibility for Special Financial Assistance as described in Note 9.

The actuarial present value of accumulated plan benefits is as follows:

	<u>Benefit Information Date</u>	
	<u>January 1, 2022</u>	<u>January 1, 2021</u>
Actuarial present value of vested accumulated plan benefits		
Participants currently receiving payments	\$ 13,002,434	\$ 12,810,383
Other vested benefits	<u>8,767,291</u>	<u>8,901,239</u>
Total vested benefits	21,769,725	21,711,622
Actuarial present value of non-vested accumulated plan benefits	<u>14,170</u>	<u>33,375</u>
Total actuarial present value of accumulated plan benefits	<u>\$ 21,783,895</u>	<u>\$ 21,744,997</u>

The factors that affected the change in the actuarial present value of accumulated plan benefits from the preceding to the current benefit information date are as follows:

TEAMSTERS UNION LOCAL NO. 73 PENSION PLAN

NOTES TO FINANCIAL STATEMENTS (CONTINUED)

Note 2. Summary of Significant Accounting Policies (Continued)

Total actuarial present value of accumulated plan benefits at January 1, 2021	\$ 21,744,997
Benefits accumulated, net experience gain or loss, changes in data	(275,649)
Benefits paid	(1,571,524)
Changes in actuarial assumptions	461,221
Interest	<u>1,424,850</u>
Total actuarial present value of accumulated plan benefits at January 1, 2022	<u>\$ 21,783,895</u>

G. Payment of Benefits – Benefit payments made to participants are recorded upon distribution.

H. Subsequent Events – The Plan evaluated subsequent events through September 13, 2023, which is the date the financial statements were available to be issued.

Note 3. Funding

Benefits provided by this Plan are funded by contributions from employers in accordance with their collective bargaining agreements and the rehabilitation plan. The Plan was certified in critical and declining status for 2022, indicating that it is projected to become insolvent within 20 years. In 2015, the Trustees adopted a rehabilitation plan as required under the Pension Protection Act of 2006. The Plan was certified to be making scheduled progress under its Rehabilitation Plan in order to forestall insolvency.

Note 4. Fair Value Measurements

The framework for measuring fair value provides a fair value hierarchy that prioritizes the inputs to valuation techniques used to measure fair value. The hierarchy gives the highest priority to unadjusted quoted prices in active markets for identical assets or liabilities (level 1) and the lowest priority to unobservable inputs (level 3). The three levels of the fair value hierarchy are described as follows:

- Level 1 – Inputs to the valuation methodology are unadjusted quoted prices for identical assets or liabilities in active markets that the Plan has the ability to access.
- Level 2 – Inputs to the valuation methodology include: quoted prices for similar assets or liabilities in active markets; quoted prices for identical or similar assets or liabilities in inactive markets; inputs other than quoted prices that are observable for the asset or liability; inputs that are derived principally from or corroborated by observable market data by correlation or other means. If the asset or liability has a specified (contractual) term, the level 2 input must be observable for substantially the full term of the asset or liability.
- Level 3 – Inputs to the valuation methodology are unobservable and significant to the fair value measurement.

TEAMSTERS UNION LOCAL NO. 73 PENSION PLAN

NOTES TO FINANCIAL STATEMENTS (CONTINUED)

Note 4. Fair Value Measurements (Continued)

The following is a description of the valuation methodologies used for Plan assets measured at fair value. There have been no changes in the methodologies used at December 31, 2022 and 2021.

- Money market funds consist of short-term investment funds that maintains daily liquidity and have a constant unit value of \$1.
- Mutual funds are valued based on their quoted closing market prices in active markets for identical investments.
- Common/collective trust is valued based on the reported net asset value ("NAV") of units held. The NAV is used as a practical expedient to estimate fair value. The NAV is based on the fair value of the underlying investments held by the trust less its liability. This practical expedient is not used when it is determined to be probable that the trust will sell the investment for an amount different than the reported NAV.
- Corporate obligations and U.S. Government securities are based on observable market information in primary markets or determined by pricing models maximizing the use of observable inputs for similar securities.

The asset's or liability's fair value measurement level within the fair value hierarchy is based on the lowest level of any input that is significant to the fair value measurement. Valuation techniques maximize the use of relevant observable inputs and minimize the use of unobservable inputs. The following tables set forth by level the Plan's assets at fair value as of December 31, 2022 and 2021. The tables do not include other assets and liabilities that are measured at historical cost or any basis other than fair value; for these items, their carrying value estimates fair value.

	Investments at Fair Value as of December 31, 2022			
	Level 1	Level 2	Level 3	Total
Money market funds	\$ 193,365	\$ -	\$ -	\$ 193,365
U.S. Government securities	-	1,936,120	-	1,936,120
Corporate obligations	-	2,354,697	-	2,354,697
Mutual funds	10,364,610	-	-	10,364,610
Total in fair value heirarchy	10,557,975	4,290,817	-	14,848,792
Investments measured at NAV				2,583,346
Total investments at fair value				<u>\$17,432,138</u>

TEAMSTERS UNION LOCAL NO. 73 PENSION PLAN

NOTES TO FINANCIAL STATEMENTS (CONTINUED)

Note 4. Fair Value Measurements (Continued)

	Investments at Fair Value as of December 31, 2021			
	Level 1	Level 2	Level 3	Total
Money market funds	\$ 206,158	\$ -	\$ -	\$ 206,158
U.S. Government securities	-	2,565,769	-	2,565,769
Corporate obligations	-	2,391,953	-	2,391,953
Mutual funds	13,965,144	-	-	13,965,144
Total in fair value heirarchy	14,171,302	4,957,722	-	19,129,024
Investments measured at NAV				2,407,458
Total investments at fair value				<u>\$21,536,482</u>

The following tables summarize investments measured at fair value based on NAV per share as of December 31, 2022 and 2021.

	December 31, 2022			
	Fair value	Unfunded Commitments	Redemption Frequency	Redemption Notice Period
Common/collective trust	\$ 2,583,346	\$ -	Quarterly	1 day

	December 31, 2021			
	Fair value	Unfunded Commitments	Redemption Frequency	Redemption Notice Period
Common/collective trust	\$ 2,407,458	\$ -	Quarterly	1 day

The common/collective trust is a real estate fund investing primarily in core stable institutional quality office, retail industrial and multi-family residential properties that are substantially leased and have minimal deferred maintenance or functional obsolescence. Requests for redemption of units can be made at any time and are effective at the end of the calendar quarter in which the request is received. The redemption price will be the value per unit determined based on the fair value of the trust's net assets.

Note 5. Significant Contributing Employers

Two employers combined to account for approximately 100% and 98% of employer contributions during the years 2022 and 2021, respectively.

TEAMSTERS UNION LOCAL NO. 73 PENSION PLAN

NOTES TO FINANCIAL STATEMENTS (CONTINUED)

Note 6. Tax Status

The Internal Revenue Service has advised that the Plan and related trust are qualified under Section 401(a) of the Internal Revenue Code ("IRC") and, as such, exempt from federal income tax. The Plan obtained a determination letter on November 18, 2015, in which the Internal Revenue Service stated that the Plan, as then designed, was in compliance with the applicable requirements of the IRC. The Plan has been amended since that time, however the Trustees believe that the Plan currently is being operated in compliance with the applicable requirements of the IRC and believe the related trust continues to be tax-exempt.

The Plan's management has analyzed the tax positions taken by the Plan and has concluded that, as of December 31, 2022, there are no uncertain positions taken or expected to be taken that would require recognition of a liability (or asset) or disclosure in the financial statements. The Plan is subject to routine audits by taxing jurisdictions; however, there are currently no audits for any tax periods in progress.

Note 7. Related Party / Party-in-Interest Transactions

The Plan has a cost allocation agreement with the Union for facilities and administrative services. Pursuant to the agreement, the Plan reimbursed the Union \$7,888 and \$7,928 for the years ended December 31, 2022 and 2021, respectively. In addition, the Plan has a cost allocation agreement with the Health and Welfare Fund of Local Union 73 (the "H&W Fund"), a related fund, for administrative services. Pursuant to the agreement, the Plan received \$25,787 and \$29,464 for the years ended December 31, 2022 and 2021, respectively.

Note 8. Risks and Uncertainties

The Plan holds various investment securities. Investment securities are exposed to various risks such as interest rate, market, and credit risks. Due to the level of risk associated with certain investment securities, it is at least reasonably possible that changes in the values of the investment securities will occur in the near term and that such changes could materially affect participants' account balances and the amounts reported in the statement of net assets available for benefits.

The actuarial present value of accumulated plan benefits is reported based on certain assumptions pertaining to interest rates and employee demographics, all of which are subject to change. Due to uncertainties inherent in the estimations and assumptions process, it is at least reasonably possible that changes in these estimates and assumptions in the near term would be material to the financial statements.

Note 9. PBGC Special Financial Assistance

In March 2021, the American Rescue Plan Act of 2021 ("ARPA") was enacted, which allows certain financially troubled multiemployer plans to apply for financial assistance administered through the PBGC's Special Financial Assistance Program. During 2023, the Plan submitted an application requesting Special Financial Assistance, which had yet to be approved as of the date of the financial statements were available to be issued.

SUPPLEMENTAL SCHEDULES

TEAMSTERS UNION LOCAL NO. 73 PENSION PLAN

EIN: 51-0149915
PN: 001

SCHEDULE H, LINE 4i - SCHEDULE OF ASSETS (HELD AT END OF YEAR)

DECEMBER 31, 2022



Account Statement

TEAMSTERS LOC 73 PENSION CONSOL [REDACTED]
January 01, 2022 - December 31, 2022

Detailed Schedule of Holdings - Principal Assets

Base Currency: USD

Security Description Portfolio Number	Asset Number Yield on Market Units/Par	Unit Price Price Date Market Value	FV Level* % of MV	Avg Unit Cost Accrued Income	Book Value Revalued Cost	Unrealized Gain/Loss On Book Value On Revalued Cost
Equity						
Mutual Funds						
VANGUARD 500 INDEX FUND OPEN-END FUND CL ADMIRAL [REDACTED]	922908710 1.68% 14,309.6880	354.110 5,067,203.62	Level2 29.07%	 204.15 0.00	 2,921,329.57 6,274,985.84	 2,145,874.05 -1,207,782.22
VANGUARD SMALL CAP INDEX FD OPEN-END FUND CL ADM [REDACTED]	922908686 1.54% 30,996.1010	87.940 2,725,797.12	Level2 15.64%	 45.47 0.00	 1,409,346.33 3,349,965.97	 1,316,450.79 -624,168.85
Total Mutual Funds		7,793,000.74	44.70%	N/A 0.00	4,330,675.90 9,624,951.81	3,462,324.84 -1,831,951.07
Non-US Mutual Funds						
AMERICAN EUROPACIFIC GROWTH FUND OPEN-END FUND CL R6 [REDACTED]	298706821 1.47% 30,812.7910	49.030 1,510,751.14	Level2 8.67%	 59.72 0.00	 1,840,203.47 1,985,066.09	 -329,452.33 -474,314.95
Total Non-US Mutual Funds		1,510,751.14	8.67%	N/A 0.00	1,840,203.47 1,985,066.09	-329,452.33 -474,314.95
Total Equity		9,303,751.88	53.37%	N/A 0.00	6,170,879.37 11,610,017.90	3,132,872.51 -2,306,266.02
Fixed Income						
Corporate Bonds						
ABBVIE INC SENIOR NT DTD 9/18/2018 3.75000% DUE 11/14/2023 [REDACTED]	00287YBC2 3.79% 30,000.0000	98.999 29,699.70	Level2 0.17%	 99.08 146.88	 29,722.50 29,722.50	 -22.80 -22.80



TEAMSTERS UNION LOCAL NO. 73 PENSION PLAN

EIN: 51-0149915
PN: 001

SCHEDULE H, LINE 4i - SCHEDULE OF ASSETS (HELD AT END OF YEAR)

DECEMBER 31, 2022



Account Statement

TEAMSTERS LOC 73 PENSION CONSOL [REDACTED]
January 01, 2022 - December 31, 2022

Detailed Schedule of Holdings - Principal Assets (Continued)

Base Currency: USD

Security Description Portfolio Number	Asset Number Yield on Market Units/Par	Unit Price Price Date Market Value	FV Level* % of MV	Avg Unit Cost Accrued Income	Book Value Revalued Cost	Unrealized Gain/Loss On Book Value On Revalued Cost
AETNA INC SENIOR BD DTD 11/10/2014 3.50000% DUE 11/15/2024 [REDACTED]	00817YAQ1 3.60%	97.137	Level2			
	40,000.0000	38,854.80	0.22%	102.64 178.89	41,055.60 41,055.60	-2,200.80 -2,200.80
AMERICAN AIRLINES INC BOND SER 2013-2 CL A DTD 7/31/2013 4.95000% DUE 7/15/2024 [REDACTED]	02377UAB0 4.96%	99.863	Level2			
	12,082.9571	12,066.45	0.07%	105.30 275.79	12,723.04 12,347.43	-656.59 -280.98
AMERICAN ELECTRIC POWER INC SENIOR NT SER M DTD 11/20/2020 0.75000% DUE 11/1/2023 [REDACTED]	025537AQ4 0.78%	96.270	Level2			
	30,000.0000	28,881.00	0.17%	99.92 37.50	29,974.80 29,793.30	-1,093.80 -912.30
AMERICAN ELECTRIC POWER INC JUNIOR SUB BD DTD 3/19/2019 2.03100% DUE 3/15/2024 [REDACTED]	025537AK7 2.11%	96.419	Level2			
	40,000.0000	38,567.60	0.22%	100.90 239.21	40,358.00 40,358.00	-1,790.40 -1,790.40
AMERICAN HONDA FINANCE CORP MED TERM NT SER A DTD 6/27/2019 2.40000% DUE 6/27/2024 [REDACTED]	02665WCZ2 2.49%	96.347	Level2			
	25,000.0000	24,086.75	0.14%	96.45 6.67	24,112.25 24,112.25	-25.50 -25.50



TEAMSTERS UNION LOCAL NO. 73 PENSION PLAN

EIN: 51-0149915
PN: 001

SCHEDULE H, LINE 4i - SCHEDULE OF ASSETS (HELD AT END OF YEAR)

DECEMBER 31, 2022



Account Statement

TEAMSTERS LOC 73 PENSION CONSOL [REDACTED]
January 01, 2022 - December 31, 2022

Detailed Schedule of Holdings - Principal Assets (Continued)

Base Currency: USD

Security Description Portfolio Number	Asset Number Yield on Market Units/Par	Unit Price Price Date Market Value	FV Level* % of MV	Avg Unit Cost Accrued Income	Book Value Revalued Cost	Unrealized Gain/Loss On Book Value On Revalued Cost
AMERICAN TOWER CORP SENIOR NT DTD 9/27/2021 1.45000% DUE 9/15/2026 [REDACTED]	03027XBRO 1.66%	87.254	Level2			
	25,000.0000	21,813.50	0.13%	99.48 106.74	24,870.25 24,462.00	-3,056.75 -2,648.50
APPLE INC SENIOR NT DTD 5/11/2020 1.12500% DUE 5/11/2025 [REDACTED]	037833DT4 1.22%	92.065	Level2			
	20,000.0000	18,413.00	0.11%	99.82 31.25	19,964.20 19,937.20	-1,551.20 -1,524.20
ATMOS ENERGY CORP SENIOR NT DTD 3/9/2021 0.62500% DUE 3/9/2023 [REDACTED]	049560AU9 0.63%	99.264	Level2			
	30,000.0000	29,779.20	0.17%	100.00 58.33	29,998.80 29,884.80	-219.60 -105.60
BANK OF AMERICA CORP MED TERM BK NT DTD 10/21/2020 0.81000% DUE 10/24/2024 [REDACTED]	06051GJH3 0.84%	95.885	Level2			
	75,000.0000	71,913.75	0.41%	98.33 113.06	73,745.10 73,444.95	-1,831.35 -1,531.20
BOEING CO SENIOR NT DTD 2/4/2021 1.43300% DUE 2/4/2024 [REDACTED]	097023DE2 1.50%	95.831	Level2			
	40,000.0000	38,332.40	0.22%	95.17 234.06	38,066.40 38,066.40	266.00 266.00
CARLISLE COS INC SENIOR NT DTD 9/28/2021 0.55000% DUE 9/1/2023	142339AK6 0.57%	96.761	Level2			



TEAMSTERS UNION LOCAL NO. 73 PENSION PLAN

EIN: 51-0149915
PN: 001

SCHEDULE H, LINE 4i - SCHEDULE OF ASSETS (HELD AT END OF YEAR)

DECEMBER 31, 2022



Account Statement

TEAMSTERS LOC 73 PENSION CONSOL [REDACTED]
January 01, 2022 - December 31, 2022

Detailed Schedule of Holdings - Principal Assets (Continued)

Base Currency: USD

Security Description Portfolio Number	Asset Number Yield on Market Units/Par	Unit Price Price Date Market Value	FV Level* % of MV	Avg Unit Cost Accrued Income	Book Value Revalued Cost	Unrealized Gain/Loss On Book Value On Revalued Cost
[REDACTED]	30,000.0000	29,028.30	0.17%	99.95 55.00	29,983.50 29,731.20	-955.20 -702.90
CITIGROUP INC SENIOR NT DTD 11/3/2021 1.28100% DUE 11/3/2025	172967ND9 1.39%	92.144	Level2			
[REDACTED]	50,000.0000	46,072.00	0.26%	100.00 103.19	50,000.00 49,865.50	-3,928.00 -3,793.50
CITIGROUP INC SENIOR NT DTD 5/24/2022 4.14000% DUE 5/24/2025	172967NQ0 4.22%	98.064	Level2			
[REDACTED]	45,000.0000	44,128.80	0.25%	100.00 191.48	45,000.00 45,000.00	-871.20 -871.20
CONOCOPHILLIPS CO SENIOR NT DTD 3/8/2022 2.40000% DUE 3/7/2025	20826FAU0 2.53%	95.043	Level2			
[REDACTED]	40,000.0000	38,017.20	0.22%	99.88 304.00	39,952.80 39,952.80	-1,935.60 -1,935.60
CROWN CASTLE INTL CORP SENIOR NT DTD 3/4/2022 2.90000% DUE 3/15/2027	22822VAZ4 3.19%	90.956	Level2			
[REDACTED]	30,000.0000	27,286.80	0.16%	99.76 256.17	29,927.40 29,927.40	-2,640.60 -2,640.60
DTE ENERGY CO SENIOR NT SER C STEP UP DTD 7/1/2019 2.52900% DUE 10/1/2024	233331AW7 2.65%	95.587	Level2			
[REDACTED]	35,000.0000	33,455.45	0.19%	95.28 221.29	33,349.05 33,349.05	106.40 106.40



TEAMSTERS UNION LOCAL NO. 73 PENSION PLAN

EIN: 51-0149915
PN: 001

SCHEDULE H, LINE 4i - SCHEDULE OF ASSETS (HELD AT END OF YEAR)

DECEMBER 31, 2022



Account Statement

TEAMSTERS LOC 73 PENSION CONSOL [REDACTED]
January 01, 2022 - December 31, 2022

Detailed Schedule of Holdings - Principal Assets (Continued)

Base Currency: USD

Security Description Portfolio Number	Asset Number Yield on Market Units/Par	Unit Price Price Date Market Value	FV Level* % of MV	Avg Unit Cost Accrued Income	Book Value Revalued Cost	Unrealized Gain/Loss On Book Value On Revalued Cost
DUKE ENERGY PROGRESS SENIOR NT DTD 11/24/2021 1.29500% DUE 7/1/2030 [REDACTED]	26444BAA2 1.45%	89.184	Level2			
	41,901.1084	37,369.08	0.21%	100.00 271.31	41,900.89 41,766.07	-4,531.81 -4,396.99
ENTERGY LOUISIANA LLC NOTE DTD 11/24/2020 0.62000% DUE 11/17/2023 [REDACTED]	29364WBF4 0.64%	96.277	Level2			
	24,000.0000	23,106.48	0.13%	99.98 18.19	23,995.68 23,805.60	-889.20 -699.12
FACTSET RESH SYS INC SENIOR NT DTD 3/1/2022 2.90000% DUE 3/1/2027 [REDACTED]	303075AA3 3.19%	90.776	Level2			
	40,000.0000	36,310.40	0.21%	99.83 386.67	39,931.60 39,931.60	-3,621.20 -3,621.20
GENERAL MOTORS FINANCIAL CO INC SENIOR NT DTD 10/15/2021 1.20000% DUE 10/15/2024 [REDACTED]	37045XDM5 1.30%	92.577	Level2			
	25,000.0000	23,144.25	0.13%	99.96 63.33	24,989.75 24,816.25	-1,845.50 -1,672.00
GEORGIA POWER CO SENIOR NT SER A DTD 1/10/2020 2.10000% DUE 7/30/2023 [REDACTED]	373334KM2 2.14%	98.261	Level2			
	20,000.0000	19,652.20	0.11%	97.52 176.17	19,504.20 20,351.60	148.00 -699.40



TEAMSTERS UNION LOCAL NO. 73 PENSION PLAN

EIN: 51-0149915
PN: 001

SCHEDULE H, LINE 4i - SCHEDULE OF ASSETS (HELD AT END OF YEAR)

DECEMBER 31, 2022



Account Statement

TEAMSTERS LOC 73 PENSION CONSOL [REDACTED]
January 01, 2022 - December 31, 2022

Detailed Schedule of Holdings - Principal Assets (Continued)

Base Currency: USD

Security Description Portfolio Number	Asset Number Yield on Market Units/Par	Unit Price Price Date Market Value	FV Level* % of MV	Avg Unit Cost Accrued Income	Book Value Revalued Cost	Unrealized Gain/Loss On Book Value On Revalued Cost
GOLDMAN SACHS GROUP INC SENIOR NT DTD 11/1/2022 5.70000% DUE 11/1/2024 [REDACTED]	38141GZV9 5.63%	101.190	Level2			
	45,000.0000	45,535.50	0.26%	99.94 427.50	44,974.80 44,974.80	560.70 560.70
HUMANA INC SENIOR NT DTD 8/3/2021 0.65000% DUE 8/3/2023 [REDACTED]	444859BP6 0.67%	97.421	Level2			
	40,000.0000	38,968.40	0.22%	99.76 106.89	39,903.12 39,792.40	-934.72 -824.00
JOHN DEERE CAPITAL CORP MED TERM NT SER G DTD 3/9/2020 1.20000% DUE 4/6/2023 [REDACTED]	24422EVE6 1.21%	99.131	Level2			
	30,000.0000	29,739.30	0.17%	99.98 85.00	29,992.80 30,225.90	-253.50 -486.60
JPMORGAN CHASE & CO JUNIOR SUB SER HH DTD 1/23/2020 4.60000% DUE 1/23/2060 [REDACTED]	48128BAG6 5.22%	88.125	Level2			
	10,000.0000	8,812.50	0.05%	90.63 191.67	9,062.50 10,262.50	-250.00 -1,450.00
JPMORGAN CHASE & CO SENIOR NT DTD 6/1/2021 0.82400% DUE 6/1/2025 [REDACTED]	46647PCH7 0.88%	93.215	Level2			
	25,000.0000	23,303.75	0.13%	100.00 17.17	25,000.00 24,708.25	-1,696.25 -1,404.50
JPMORGAN CHASE & CO SENIOR NT DTD 7/23/2018 3.79700% DUE 7/23/2024	46647PAU0 3.84%	99.006	Level2			



TEAMSTERS UNION LOCAL NO. 73 PENSION PLAN

EIN: 51-0149915
PN: 001

SCHEDULE H, LINE 4i - SCHEDULE OF ASSETS (HELD AT END OF YEAR)

DECEMBER 31, 2022



Account Statement

TEAMSTERS LOC 73 PENSION CONSOL [REDACTED]
January 01, 2022 - December 31, 2022

Detailed Schedule of Holdings - Principal Assets (Continued)

Base Currency: USD

Security Description Portfolio Number	Asset Number Yield on Market Units/Par	Unit Price Price Date Market Value	FV Level* % of MV	Avg Unit Cost Accrued Income	Book Value Revalued Cost	Unrealized Gain/Loss On Book Value On Revalued Cost
[REDACTED]	10,000.0000	9,900.60	0.06%	100.00 166.65	10,000.00 10,421.80	-99.40 -521.20
JPMORGAN CHASE & CO SENIOR NT DTD 9/16/2020 0.65300% DUE 9/16/2024	46647PBS4 0.68%	96.435	Level2	100.00 57.14	30,000.00 29,859.00	-1,069.50 -928.50
[REDACTED]	30,000.0000	28,930.50	0.17%	99.99 89.92	29,996.40 29,892.00	-769.80 -665.40
MARTIN MARIETTA MATERIALS INC SENIOR NT DTD 7/2/2021 0.65000% DUE 7/15/2023	573284AY2 0.67%	97.422	Level2	99.99 89.92	29,996.40 29,892.00	-769.80 -665.40
[REDACTED]	30,000.0000	29,226.60	0.17%	99.76 214.86	34,916.35 34,916.35	-1,164.10 -1,164.10
MONDELEZ INTERNATIONAL INC SENIOR NT DTD 3/17/2022 2.12500% DUE 3/17/2024	609207AZ8 2.20%	96.435	Level2	99.76 214.86	34,916.35 34,916.35	-1,164.10 -1,164.10
[REDACTED]	35,000.0000	33,752.25	0.19%	100.00 334.85	45,000.00 45,000.00	-1,089.00 -1,089.00
MORGAN STANLEY SENIOR NT SER 1 DTD 4/20/2022 3.62000% DUE 4/17/2025	61747YEQ4 3.71%	97.580	Level2	100.00 334.85	45,000.00 45,000.00	-1,089.00 -1,089.00
[REDACTED]	45,000.0000	43,911.00	0.25%	90.81 63.06	22,703.25 22,703.25	-772.50 -772.50
MORGAN STANLEY MED TERM NT SER I DTD 4/22/2021 1.59300% DUE 5/4/2027	61772BAB9 1.82%	87.723	Level2	90.81 63.06	22,703.25 22,703.25	-772.50 -772.50
[REDACTED]	25,000.0000	21,930.75	0.13%			



TEAMSTERS UNION LOCAL NO. 73 PENSION PLAN

EIN: 51-0149915
PN: 001

SCHEDULE H, LINE 4i - SCHEDULE OF ASSETS (HELD AT END OF YEAR)

DECEMBER 31, 2022



Account Statement

TEAMSTERS LOC 73 PENSION CONSOL [REDACTED]
January 01, 2022 - December 31, 2022

Detailed Schedule of Holdings - Principal Assets (Continued)

Base Currency: USD

Security Description Portfolio Number	Asset Number Yield on Market Units/Par	Unit Price Price Date Market Value	FV Level* % of MV	Avg Unit Cost Accrued Income	Book Value Revalued Cost	Unrealized Gain/Loss On Book Value On Revalued Cost
NATIONAL RURAL UTILS COOP FIN CORP MED TERM NT SER D DTD 5/4/2022 3.45000% DUE 6/15/2025 [REDACTED]	63743HFE7 3.58% 25,000.0000	96.460 24,115.00	Level2 0.14%	99.97 38.33	24,993.25 24,993.25	-878.25 -878.25
NATIONAL RURAL UTILS COOP FIN MED TERM NT SER D DTD 10/25/2021 1.00000% DUE 10/18/2024 [REDACTED]	63743HEY4 1.08% 25,000.0000	92.504 23,126.00	Level2 0.13%	99.91 50.69	24,977.25 24,784.00	-1,851.25 -1,658.00
OGE ENERGY CORP SENIOR NT DTD 5/27/2021 0.70300% DUE 5/26/2023 [REDACTED]	670837AC7 0.72% 30,000.0000	98.228 29,468.40	Level2 0.17%	100.00 20.50	30,000.00 29,861.70	-531.60 -393.30
ORACLE CORP SENIOR NT DTD 11/9/2022 5.80000% DUE 11/10/2025 [REDACTED]	68389XCF0 5.67% 40,000.0000	102.239 40,895.60	Level2 0.23%	99.87 335.11	39,947.60 39,947.60	948.00 948.00
PHILIP MORRIS INTL INC SENIOR NT DTD 5/1/2020 1.12500% DUE 5/1/2023 [REDACTED]	718172CQ0 1.14% 35,000.0000	98.760 34,566.00	Level2 0.20%	99.67 65.63	34,882.75 35,151.20	-316.75 -585.20
PNC FINANCIAL SERVICES GROUP INC JUNIOR SUB BD DTD 9/13/2021 3.40000%	693475BC8 4.29%	79.250	Level2			



TEAMSTERS UNION LOCAL NO. 73 PENSION PLAN

EIN: 51-0149915
PN: 001

SCHEDULE H, LINE 4i - SCHEDULE OF ASSETS (HELD AT END OF YEAR)

DECEMBER 31, 2022



Account Statement

TEAMSTERS LOC 73 PENSION CONSOL [REDACTED]
January 01, 2022 - December 31, 2022

Detailed Schedule of Holdings - Principal Assets (Continued)

Base Currency: USD

Security Description Portfolio Number	Asset Number Yield on Market Units/Par	Unit Price Price Date Market Value	FV Level* % of MV	Avg Unit Cost Accrued Income	Book Value Revalued Cost	Unrealized Gain/Loss On Book Value On Revalued Cost
[REDACTED]	35,000.0000	27,737.50	0.16%	100.00 52.89	35,000.00 34,448.40	-7,262.50 -6,710.90
PUBLIC STORAGE SENIOR NT DTD 11/9/2021 1.50000% DUE 11/9/2026	74460DAG4 1.69%	88.872	Level2			
[REDACTED]	90,000.0000	79,984.80	0.46%	99.85 195.00	89,862.30 89,777.70	-9,877.50 -9,792.90
QUANTA SERVICES INC SENIOR NT DTD 9/23/2021 0.95000% DUE 10/1/2024	74762EAG7 1.03%	92.092	Level2			
[REDACTED]	35,000.0000	32,232.20	0.18%	99.95 83.13	34,981.10 34,620.25	-2,748.90 -2,388.05
SABINE PASS LIQUEFACTION LLC SENIOR NT DTD 11/15/2014 5.75000% DUE 5/15/2024	785592AJ5 5.75%	100.024	Level2			
[REDACTED]	40,000.0000	40,009.60	0.23%	99.96 293.89	39,982.80 39,982.80	26.80 26.80
SABINE PASS LIQUEFACTION LLC SENIOR NT DTD 12/31/2016 5.87500% DUE 6/30/2026	785592AV8 5.81%	101.184	Level2			
[REDACTED]	40,000.0000	40,473.60	0.23%	100.14 1,181.53	40,055.60 40,055.60	418.00 418.00
SABINE PASS LIQUEFACTION LLC SENIOR NT DTD 9/1/2015 5.62500% DUE 3/1/2025	785592AM8 5.62%	100.141	Level2			
[REDACTED]	10,000.0000	10,014.10	0.06%	105.58 187.50	10,558.30 10,558.30	-544.20 -544.20



TEAMSTERS UNION LOCAL NO. 73 PENSION PLAN

EIN: 51-0149915
PN: 001

SCHEDULE H, LINE 4i - SCHEDULE OF ASSETS (HELD AT END OF YEAR)

DECEMBER 31, 2022



Account Statement

TEAMSTERS LOC 73 PENSION CONSOL [REDACTED]
January 01, 2022 - December 31, 2022

Detailed Schedule of Holdings - Principal Assets (Continued)

Base Currency: USD

Security Description Portfolio Number	Asset Number Yield on Market Units/Par	Unit Price Price Date Market Value	FV Level* % of MV	Avg Unit Cost Accrued Income	Book Value Revalued Cost	Unrealized Gain/Loss On Book Value On Revalued Cost
SPECTRA ENERGY PARTNERS L P SENIOR NT DTD 10/17/2016 3.37500% DUE 10/15/2026 [REDACTED]	84756NAH2 3.63%	93.052	Level2			
	10,000.0000	9,305.20	0.05%	99.87 71.25	9,986.50 10,601.70	-681.30 -1,296.50
TEXAS INSTRUMENTS INC SENIOR NT DTD 9/15/2021 1.12500% DUE 9/15/2026 [REDACTED]	882508BK9 1.27%	88.276	Level2			
	15,000.0000	13,241.40	0.08%	100.00 49.69	15,000.00 14,855.10	-1,758.60 -1,613.70
TOYOTA MOTOR CREDIT CORP SENIOR NT DTD 3/22/2022 2.50000% DUE 3/22/2024 [REDACTED]	89236TJX4 2.58%	96.988	Level2			
	55,000.0000	53,343.40	0.31%	99.94 378.13	54,965.90 54,965.90	-1,622.50 -1,622.50
TOYOTA MOTOR CREDIT CORP MED TERM NT SER B DTD 6/30/2022 3.95000% DUE 6/30/2025 [REDACTED]	89236TKC8 4.03%	97.896	Level2			
	25,000.0000	24,474.00	0.14%	99.91 2.74	24,976.25 24,976.25	-502.25 -502.25
VMWARE INC SENIOR NT DTD 8/2/2021 1.00000% DUE 8/15/2024 [REDACTED]	928563AH8 1.07%	93.050	Level2			
	30,000.0000	27,915.00	0.16%	99.95 113.33	29,985.60 29,710.50	-2,070.60 -1,795.50



TEAMSTERS UNION LOCAL NO. 73 PENSION PLAN

EIN: 51-0149915
PN: 001

SCHEDULE H, LINE 4i - SCHEDULE OF ASSETS (HELD AT END OF YEAR)

DECEMBER 31, 2022



Account Statement

TEAMSTERS LOC 73 PENSION CONSOL [REDACTED]
January 01, 2022 - December 31, 2022

Detailed Schedule of Holdings - Principal Assets (Continued)

Base Currency: USD

Security Description Portfolio Number	Asset Number Yield on Market Units/Par	Unit Price Price Date Market Value	FV Level* % of MV	Avg Unit Cost Accrued Income	Book Value Revalued Cost	Unrealized Gain/Loss On Book Value On Revalued Cost
VMWARE INC SENIOR NT DTD 8/21/2017 3.90000% DUE 8/21/2027 [REDACTED]	928563AC9 4.18%	93.328	Level2			
	35,000.0000	32,664.80	0.19%	99.85 492.92	34,948.20 34,948.20	-2,283.40 -2,283.40
WESTERN UNION CO SENIOR NT DTD 3/9/2021 1.35000% DUE 3/15/2026 [REDACTED]	959802AZ2 1.54%	87.531	Level2			
	30,000.0000	26,259.30	0.15%	99.88 119.25	29,965.20 29,398.80	-3,705.90 -3,139.50
Total Corporate Bonds		1,593,816.16	9.14%	N/A 8,961.40	1,669,743.63 1,668,075.00	-75,927.47 -74,258.84
Corporate Mortgage Back						
ALLY AUTO RECEIVABLES TRUST ABS SEQ PYR 2022-1 A3 DTD 5/18/2022 3.31000% DUE 11/15/2026 [REDACTED]	02008JACO 3.40%	97.394	Level2			
	15,000.0000	14,609.15	0.08%	99.98 22.07	14,997.10 14,997.10	-387.95 -387.95
AMERICREDIT AUTO RECEIVABLES TRUST ABS SEQ PYR 2021-3 A3 DTD 11/17/2021 0.76000% DUE 8/18/2026 [REDACTED]	03066JAC7 0.80%	95.439	Level2			
	15,000.0000	14,315.78	0.08%	99.99 4.12	14,998.17 14,915.84	-682.39 -600.06
AMERICREDIT AUTO RECEIVABLES TRUST ABS SEQ PYR 2022-1 A3 DTD 3/16/2022 2.45000% DUE 11/18/2026	03066TAC5 2.53%	96.791	Level2			



TEAMSTERS UNION LOCAL NO. 73 PENSION PLAN

EIN: 51-0149915
PN: 001

SCHEDULE H, LINE 4i - SCHEDULE OF ASSETS (HELD AT END OF YEAR)

DECEMBER 31, 2022



Account Statement

TEAMSTERS LOC 73 PENSION CONSOL [REDACTED]
January 01, 2022 - December 31, 2022

Detailed Schedule of Holdings - Principal Assets (Continued)

Base Currency: USD

Security Description Portfolio Number	Asset Number Yield on Market Units/Par	Unit Price Price Date Market Value	FV Level* % of MV	Avg Unit Cost Accrued Income	Book Value Revalued Cost	Unrealized Gain/Loss On Book Value On Revalued Cost
[REDACTED]	30,000.0000	29,037.22	0.17%	99.98 26.54	29,994.86 29,994.86	-957.64 -957.64
AMERICREDIT AUTO RECEIVABLES TRUST ABS 2021-2 A3 DTD 6/16/2021 0.34000% DUE 12/18/2026	03066RAC9 0.35%	97.350	Level2			
[REDACTED]	10,000.0000	9,735.04	0.06%	99.98 1.23	9,998.35 9,917.14	-263.31 -182.10
AMERICREDIT AUTOMOBILE RECEIVABLE TRUST ABS SEQ PYR 2022-2 A3 DTD 6/22/2022 4.38000% DUE 4/18/2028	03065WAD7 4.46%	98.123	Level2			
[REDACTED]	20,000.0000	19,624.70	0.11%	99.98 31.63	19,996.01 19,996.01	-371.31 -371.31
BMW VEHICLE OWNER TRUST ABS SEQ PYR 2022-A A3 144A DTD 5/18/2022 3.21000% DUE 8/25/2026	05602RAD3 3.30%	97.381	Level2			
[REDACTED]	10,000.0000	9,738.12	0.06%	99.99 5.35	9,999.48 9,999.48	-261.36 -261.36
CNH EQUIPMENT TRUST ABS SEQ PYR 2021-C A3 DTD 10/27/2021 0.81000% DUE 12/15/2026	12598LAC0 0.87%	93.183	Level2			
[REDACTED]	10,000.0000	9,318.27	0.05%	99.99 3.60	9,998.84 9,932.09	-680.57 -613.82
DELTA AIR LINES INC ABS 2019-1 AA DTD 3/13/2019 3.20400% DUE 4/25/2024	24737BAA3 3.29%	97.466	Level2			



TEAMSTERS UNION LOCAL NO. 73 PENSION PLAN

EIN: 51-0149915
PN: 001

SCHEDULE H, LINE 4i - SCHEDULE OF ASSETS (HELD AT END OF YEAR)

DECEMBER 31, 2022



Account Statement

TEAMSTERS LOC 73 PENSION CONSOL [REDACTED]
January 01, 2022 - December 31, 2022

Detailed Schedule of Holdings - Principal Assets (Continued)

Base Currency: USD

Security Description Portfolio Number	Asset Number Yield on Market Units/Par	Unit Price Price Date Market Value	FV Level* % of MV	Avg Unit Cost Accrued Income	Book Value Revalued Cost	Unrealized Gain/Loss On Book Value On Revalued Cost
[REDACTED]	30,000.0000	29,239.85	0.17%	105.79 176.22	31,736.70 31,017.18	-2,496.85 -1,777.33
FORD CREDIT AUTO LEASE TRUST CMO SEQ PYR 2022-A A3 DTD 4/26/2022 3.23000% DUE 5/15/2025	34528LAD7 3.29%	98.029	Level2			
[REDACTED]	50,000.0000	49,014.26	0.28%	99.99 71.78	49,993.96 49,993.96	-979.70 -979.70
FORD CREDIT AUTO OWNER TRUST ABS SEQ PYR 2022-A A3 DTD 1/24/2022 1.29000% DUE 6/15/2026	345286AC2 1.36%	95.092	Level2			
[REDACTED]	20,000.0000	19,018.44	0.11%	99.99 11.47	19,997.62 19,997.62	-979.18 -979.18
GM FINANCIAL AUTO LEASING TRUST ABS SEQ PYR 2022-1 A-3 DTD 2/23/2022 1.90000% DUE 3/20/2025	36265MAC9 1.97%	96.622	Level2			
[REDACTED]	30,000.0000	28,986.51	0.17%	100.00 17.42	29,999.74 29,999.74	-1,013.23 -1,013.23
GM FINANCIAL AUTO LEASING TRUST ABS SEQ PYR 2022-3 A3 DTD 8/17/2022 4.01000% DUE 9/22/2025	380130AD6 4.08%	98.267	Level2			
[REDACTED]	25,000.0000	24,566.77	0.14%	99.99 30.63	24,997.69 24,997.69	-430.92 -430.92
GM FINANCIAL CONS ATMB RECEIVABLE TR ABS SEQ PYR 2020-2 A-3 DTD 4/22/2020 1.49000% DUE 12/16/2024	36258VAD6 1.51%	98.806	Level2			



TEAMSTERS UNION LOCAL NO. 73 PENSION PLAN

EIN: 51-0149915
PN: 001

SCHEDULE H, LINE 4i - SCHEDULE OF ASSETS (HELD AT END OF YEAR)

DECEMBER 31, 2022



Account Statement

TEAMSTERS LOC 73 PENSION CONSOL [REDACTED]
January 01, 2022 - December 31, 2022

Detailed Schedule of Holdings - Principal Assets (Continued)

Base Currency: USD

Security Description Portfolio Number	Asset Number Yield on Market Units/Par	Unit Price Price Date Market Value	FV Level* % of MV	Avg Unit Cost Accrued Income	Book Value Revalued Cost	Unrealized Gain/Loss On Book Value On Revalued Cost
[REDACTED]	4,283.8079	4,232.68	0.02%	100.56 2.66	4,307.90 4,308.87	-75.22 -76.19
HONDA AUTO RECEIVABLES OWNER TRUST ABS SEQ PYR 2022-1 A3 DTD 2/23/2022 1.88000% DUE 5/15/2026	43815BAC4 1.98%	95.010	Level2			
[REDACTED]	30,000.0000	28,503.13	0.16%	99.98 25.07	29,995.49 29,995.49	-1,492.36 -1,492.36
JOHN DEERE OWNER TRUST ABS SEQ PYR 2022 A-3 DTD 3/16/2022 2.32000% DUE 9/15/2026	47787JAC2 2.42%	95.891	Level2			
[REDACTED]	40,000.0000	38,356.20	0.22%	99.72 41.24	39,886.79 39,886.79	-1,530.59 -1,530.59
JOHN DEERE OWNER TRUST ABS SEQ PYR 2022-B A3 DTD 7/20/2022 3.74000% DUE 2/16/2027	47800AAC4 3.83%	97.645	Level2			
[REDACTED]	25,000.0000	24,411.17	0.14%	99.99 41.56	24,997.61 24,997.61	-586.44 -586.44
TOYOTA AUTO RECEIVABLES OWNER TR ABS SEQ PYR 2020-B A3 DTD 4/29/2020 1.36000% DUE 8/15/2024	89239RAC0 1.37%	98.938	Level2			
[REDACTED]	2,937.4742	2,906.29	0.02%	99.98 1.78	2,936.89 2,951.76	-30.60 -45.47
VERIZON MASTER TRUST ABS SEQ PYR 2022-1 A DTD 1/25/2022 1.04000% DUE 1/20/2027	92348KAL7 1.06%	97.804	Level2			



TEAMSTERS UNION LOCAL NO. 73 PENSION PLAN

EIN: 51-0149915
PN: 001

SCHEDULE H, LINE 4i - SCHEDULE OF ASSETS (HELD AT END OF YEAR)

DECEMBER 31, 2022



Account Statement

TEAMSTERS LOC 73 PENSION CONSOL [REDACTED]
January 01, 2022 - December 31, 2022

Detailed Schedule of Holdings - Principal Assets (Continued)

Base Currency: USD

Security Description Portfolio Number	Asset Number Yield on Market Units/Par	Unit Price Price Date Market Value	FV Level* % of MV	Avg Unit Cost Accrued Income	Book Value Revalued Cost	Unrealized Gain/Loss On Book Value On Revalued Cost
[REDACTED]	10,000.0000	9,780.45	0.06%	100.00 3.18	9,999.75 9,999.75	-219.30 -219.30
VERIZON MASTER TRUST ABS 2021-1 A DTD 5/25/2021 0.86000% DUE 5/20/2027	92348KAA1 0.92%	93.935	Level2			
[REDACTED]	25,000.0000	23,483.65	0.13%	99.99 3.82	24,998.17 24,675.55	-1,514.52 -1,191.90
Total Corporate Mortgage Back		388,877.68	2.23%	N/A 521.37	403,831.12 402,574.53	-14,953.44 -13,696.85
Government Mortgage Back						
FANNIE MAE POOL MA3932 DTD 1/1/2020 3.50000% DUE 1/1/2034	31418DLN0 3.64%	96.175	Level2			
[REDACTED]	9,487.5522	9,124.65	0.05%	104.47 27.67	9,911.52 9,999.86	-786.87 -875.21
FANNIE MAE POOL AL2877 DTD 12/01/12 3.50% DUE 01/01/28	3138EKF7 3.57%	98.149	Level2			
[REDACTED]	1,206.9689	1,184.63	0.01%	108.18 3.52	1,305.74 1,275.99	-121.11 -91.36
FANNIE MAE POOL MA1870 DTD 3/1/2014 4.50000% DUE 4/1/2034	31418BCG9 4.59%	97.995	Level2			
[REDACTED]	4,232.1835	4,147.33	0.02%	107.95 15.87	4,568.77 4,604.32	-421.44 -456.99
FREDDIE MAC GOLD POOL J37949 DTD 11/1/2017 3.00000% DUE 11/1/2032	31307UZN1 3.15%	95.275	Level2			



TEAMSTERS UNION LOCAL NO. 73 PENSION PLAN

EIN: 51-0149915
PN: 001

SCHEDULE H, LINE 4i - SCHEDULE OF ASSETS (HELD AT END OF YEAR)

DECEMBER 31, 2022



Account Statement

TEAMSTERS LOC 73 PENSION CONSOL [REDACTED]
January 01, 2022 - December 31, 2022

Detailed Schedule of Holdings - Principal Assets (Continued)

Base Currency: USD

Security Description Portfolio Number	Asset Number Yield on Market Units/Par	Unit Price Price Date Market Value	FV Level* % of MV	Avg Unit Cost Accrued Income	Book Value Revalued Cost	Unrealized Gain/Loss On Book Value On Revalued Cost
[REDACTED]	3,316.8908	3,160.17	0.02%	99.38 8.29	3,296.18 3,505.51	-136.01 -345.34
FREDDIE MAC GOLD POOL J25557 DTD 09/01/13 3.50% DUE 09/01/28	31307EE67 3.62%	96.700	Level2			
[REDACTED]	8,562.5280	8,279.96	0.05%	105.27 24.97	9,013.92 9,109.24	-733.96 -829.28
GOVERNMENT NATL MTG ASSN POOL 723248 DTD 10/01/09 5.00% DUE 10/15/39	3620A9P96 4.90%	102.008	Level2			
[REDACTED]	8,900.5021	9,079.22	0.05%	111.76 37.09	9,946.91 10,313.62	-867.69 -1,234.40
GOVERNMENT NATL MTG ASSN POOL 783403 DTD 09/01/11 3.50% DUE 09/15/41	36241LX84 3.72%	94.052	Level2			
[REDACTED]	8,751.9168	8,231.35	0.05%	105.25 25.53	9,211.39 9,350.89	-980.04 -1,119.54
Total Government Mortgage Back		43,207.31	0.25%	N/A 142.94	47,254.43 48,159.43	-4,047.12 -4,952.12
Treasuries						
UNITED STATES TREAS NTS DTD 1/31/2022 0.87500% DUE 1/31/2024	91282CDV0 0.91%	95.949	Level2			
[REDACTED]	55,000.0000	52,771.95	0.30%	98.96 201.39	54,427.15 54,427.15	-1,655.20 -1,655.20
UNITED STATES TREAS NTS DTD 10/31/2022 4.12500% DUE 10/31/2027	91282CFU0 4.11%	100.367	Level2			
[REDACTED]	115,000.0000	115,422.05	0.66%	101.22 812.47	116,408.40 116,408.40	-986.35 -986.35



TEAMSTERS UNION LOCAL NO. 73 PENSION PLAN

EIN: 51-0149915
PN: 001

SCHEDULE H, LINE 4i - SCHEDULE OF ASSETS (HELD AT END OF YEAR)

DECEMBER 31, 2022



Account Statement

TEAMSTERS LOC 73 PENSION CONSOL [REDACTED]
January 01, 2022 - December 31, 2022

Detailed Schedule of Holdings - Principal Assets (Continued)

Base Currency: USD

Security Description Portfolio Number	Asset Number Yield on Market Units/Par	Unit Price Price Date Market Value	FV Level* % of MV	Avg Unit Cost Accrued Income	Book Value Revalued Cost	Unrealized Gain/Loss On Book Value On Revalued Cost
UNITED STATES TREAS NTS DTD 12/31/2020 0.37500% DUE 12/31/2025 [REDACTED]	91282CBC4 0.42%	89.371	Level2			
	360,000.0000	321,735.60	1.85%	95.28 678.73	343,020.20 340,702.81	-21,284.60 -18,967.21
UNITED STATES TREAS NTS DTD 8/31/2021 0.12500% DUE 8/31/2023 [REDACTED]	91282CCU3 0.13%	96.981	Level2			
	625,000.0000	606,131.25	3.48%	99.57 265.45	622,299.12 618,838.55	-16,167.87 -12,707.30
UNITED STATES TREAS NTS DTD 9/15/2021 0.37500% DUE 9/15/2024 [REDACTED]	91282CCX7 0.40%	93.199	Level2			
	855,000.0000	796,851.45	4.57%	99.13 956.56	847,524.80 840,270.04	-50,673.35 -43,418.59
Total Treasuries		1,892,912.30	10.86%	N/A 2,914.60	1,983,679.67 1,970,646.95	-90,767.37 -77,734.65
Mutual Funds						
LOOMIS SAYLES BOND FUND OPEN-END FUND INSTL CL [REDACTED]	543495840 5.14%	11.350	Level2			
	93,467.6990	1,060,858.38	6.09%	13.21 0.00	1,235,014.75 1,265,241.14	-174,156.37 -204,382.76
Total Mutual Funds		1,060,858.38	6.09%	N/A 0.00	1,235,014.75 1,265,241.14	-174,156.37 -204,382.76
Non-US Corporate Bonds						
APTIV PLC FGN SR NT DTD 2/18/2022 2.39600% DUE 2/18/2025 [REDACTED]	00217GAA1 2.54%	94.299	Level2			
	40,000.0000	37,719.60	0.22%	100.00 354.08	40,000.00 40,000.00	-2,280.40 -2,280.40



TEAMSTERS UNION LOCAL NO. 73 PENSION PLAN

EIN: 51-0149915
PN: 001

SCHEDULE H, LINE 4i - SCHEDULE OF ASSETS (HELD AT END OF YEAR)

DECEMBER 31, 2022



Account Statement

TEAMSTERS LOC 73 PENSION CONSOL [REDACTED]
January 01, 2022 - December 31, 2022

Detailed Schedule of Holdings - Principal Assets (Continued)

Base Currency: USD

Security Description Portfolio Number	Asset Number Yield on Market Units/Par	Unit Price Price Date Market Value	FV Level* % of MV	Avg Unit Cost Accrued Income	Book Value Revalued Cost	Unrealized Gain/Loss On Book Value On Revalued Cost
ARCELORMITTAL S A FGN SR NT DTD 11/29/2022 6.55000% DUE 11/29/2027 [REDACTED]	03938LBE3 6.52%	100.471	Level2			
	40,000.0000	40,188.40	0.23%	99.91 232.89	39,963.20 39,963.20	225.20 225.20
CANADIAN PACIFIC RAILWAY CO FGN SR NT DTD 12/2/2021 1.35000% DUE 12/2/2024 [REDACTED]	13645RBD5 1.45%	93.210	Level2			
	45,000.0000	41,944.50	0.24%	99.87 48.94	44,940.60 45,054.00	-2,996.10 -3,109.50
ECOPETROL S A FGN SR NT DTD 09/18/13 5.875% DUE 09/18/23 [REDACTED]	279158AC3 5.91%	99.354	Level2			
	20,000.0000	19,870.80	0.11%	110.90 336.18	22,180.00 21,200.20	-2,309.20 -1,329.40
EQUINOR ASA FGN SR NT DTD 5/22/2020 1.75000% DUE 1/22/2026 [REDACTED]	29446MAJ1 1.91%	91.393	Level2			
	45,000.0000	41,126.85	0.24%	92.08 347.81	41,435.55 41,435.55	-308.70 -308.70
LLOYDS BANKING GROUP PLC FGN SR NT DTD 8/11/2022 4.71600% DUE 8/11/2026 [REDACTED]	53944YAT0 4.82%	97.843	Level2			
	60,000.0000	58,705.80	0.34%	96.50 1,100.40	57,897.00 57,897.00	808.80 808.80



TEAMSTERS UNION LOCAL NO. 73 PENSION PLAN

EIN: 51-0149915
PN: 001

SCHEDULE H, LINE 4i - SCHEDULE OF ASSETS (HELD AT END OF YEAR)

DECEMBER 31, 2022



Account Statement

TEAMSTERS LOC 73 PENSION CONSOL [REDACTED]
January 01, 2022 - December 31, 2022

Detailed Schedule of Holdings - Principal Assets (Continued)

Base Currency: USD

Security Description Portfolio Number	Asset Number Yield on Market Units/Par	Unit Price Price Date Market Value	FV Level* % of MV	Avg Unit Cost Accrued Income	Book Value Revalued Cost	Unrealized Gain/Loss On Book Value On Revalued Cost
SANTANDER UK PLC FGN SR NT DTD 1/13/2020 2.10000% DUE 1/13/2023 [REDACTED]	80283LAY9 2.10%	99.923	Level2			
	45,000.0000	44,965.35	0.26%	100.01 441.00	45,005.40 45,648.00	-40.05 -682.65
SHIRE ACQUISITIONS INVTS IRELAND DAC FGN SR NT DTD 9/23/2016 2.87500% DUE 9/23/2023 [REDACTED]	82481LAC3 2.93%	98.274	Level2			
	16,000.0000	15,723.84	0.09%	102.03 125.22	16,324.32 16,455.68	-600.48 -731.84
TRANSCANADA PIPELINES LTD FGN SR NT DTD 10/12/2021 1.00000% DUE 10/12/2024 [REDACTED]	89352HBB4 1.08%	92.553	Level2			
	35,000.0000	32,393.55	0.19%	99.97 76.81	34,989.85 34,691.30	-2,596.30 -2,297.75
Total Non-US Corporate Bonds		332,638.69	1.91%	N/A 3,063.33	342,735.92 342,344.93	-10,097.23 -9,706.24
Non-US Other Fixed Income						
REPUBLIC OF INDONESIA FGN SR NT DTD 12/11/2017 2.95000% DUE 1/11/2023 [REDACTED]	455780CC8 3.00%	98.410	Level2			
	40,000.0000	39,364.00	0.23%	99.85 557.22	39,940.00 40,832.80	-576.00 -1,468.80
Total Non-US Other Fixed Income		39,364.00	0.23%	N/A 557.22	39,940.00 40,832.80	-576.00 -1,468.80
Total Fixed Income		5,351,674.52	30.70%	N/A 16,160.86	5,722,199.52 5,737,874.78	-370,525.00 -386,200.26



TEAMSTERS UNION LOCAL NO. 73 PENSION PLAN

EIN: 51-0149915
PN: 001

SCHEDULE H, LINE 4i - SCHEDULE OF ASSETS (HELD AT END OF YEAR)

DECEMBER 31, 2022



Account Statement

TEAMSTERS LOC 73 PENSION CONSOL [REDACTED]
January 01, 2022 - December 31, 2022

Detailed Schedule of Holdings - Principal Assets (Continued)

Base Currency: USD

Security Description Portfolio Number	Asset Number Yield on Market Units/Par	Unit Price Price Date Market Value	FV Level* % of MV	Avg Unit Cost Accrued Income	Book Value Revalued Cost	Unrealized Gain/Loss On Book Value On Revalued Cost
Real Assets						
Common/Collective Funds						
ARA CORE PROPERTY FUND	998161723 0.00%	151,136.516	Level3			
[REDACTED]	17.0928	2,583,346.24	14.82%	119,303.81 0.00	2,039,236.11 2,463,857.99	544,110.13 119,488.25
Total Common/Collective Funds		2,583,346.24	14.82%	N/A 0.00	2,039,236.11 2,463,857.99	544,110.13 119,488.25
Total Real Assets		2,583,346.24	14.82%	N/A 0.00	2,039,236.11 2,463,857.99	544,110.13 119,488.25
Cash and Cash Equivalents						
Cash						
US DOLLAR CURRENCY	USD 0.00%	1.000	Level n/a			
[REDACTED]	20,000.0000	20,000.00	0.11%	1.00 0.00	20,000.00 20,000.00	0.00 0.00
Total Cash		20,000.00	0.11%	N/A 0.00	20,000.00 20,000.00	0.00 0.00
Money Market Funds						
FEDERATED GOVERNMENT OBLIGATIONS INSTITUTIONAL SHARES	3140000V3 4.11%	1.000	Level n/a			
[REDACTED]	164,454.7900	164,454.79	0.94%	1.00 231.29	164,454.79 164,454.79	0.00 0.00
[REDACTED]	8,910.3700	8,910.37	0.05%	1.00 77.86	8,910.37 8,910.37	0.00 0.00
Total for Asset	173,365.1600	173,365.16	0.98%	1.00 309.15	173,365.16 173,365.16	0.00 0.00
Total Money Market Funds		173,365.16	0.99%	N/A 309.15	173,365.16 173,365.16	0.00 0.00



TEAMSTERS UNION LOCAL NO. 73 PENSION PLAN

EIN: 51-0149915
PN: 001

SCHEDULE H, LINE 4i - SCHEDULE OF ASSETS (HELD AT END OF YEAR)

DECEMBER 31, 2022



Account Statement

TEAMSTERS LOC 73 PENSION CONSOL [REDACTED]
January 01, 2022 - December 31, 2022

Detailed Schedule of Holdings - Principal Assets (Continued)

Base Currency: USD

Security Description Portfolio Number	Asset Number Yield on Market Units/Par	Unit Price Price Date Market Value	FV Level* % of MV	Avg Unit Cost Accrued Income	Book Value Revalued Cost	Unrealized Gain/Loss On Book Value On Revalued Cost
Total Cash and Cash Equivalents		193,365.16	1.11%	N/A 309.15	193,365.16 193,365.16	0.00 0.00
Net Holdings		17,432,137.80	100.00%	N/A 16,470.01	14,125,680.16 20,005,115.83	3,306,457.64 -2,572,978.03
Total Holdings Principal Assets		\$17,432,137.80	100.00%	N/A \$16,470.01	\$14,125,680.16 \$20,005,115.83	\$3,306,457.64 \$-2,572,978.03
Total Holdings		\$17,432,137.80			\$14,125,680.16 \$20,005,115.83	\$3,306,457.64 \$-2,572,978.03
Accrued Income On						
Principal Holdings		16,470.01		16,470.01	16,470.01	
Total Accrued Income		16,470.01		16,470.01	16,470.01	
Total Holdings with Accrued Income		\$17,448,607.81			\$14,142,150.17 \$20,021,585.84	\$3,306,457.64 \$-2,572,978.03



TEAMSTERS LOCAL UNION NO. 73 PENSION PLAN

EMPLOYER NO. 51-0149915

PLAN NO. 001

SCHEDULE H, LINE 4(j)

SCHEDULE OF REPORTABLE TRANSACTIONS

5% REPORT BY ASSET - AGGREGATE TRANSACTIONS

Year Ended December 31, 2022

Identity of (a) <u>Party</u>	Description (b) of <u>Asset</u>	Purchase (c) <u>Price</u>	Selling (d) <u>Price</u>	Lease (e) <u>Rental</u>	Expenses Incurred With (f) <u>Transaction</u>	Cost of (g) <u>Asset</u>	Current Value of Assets on Transaction (h) <u>Date</u>	Net Gain or (i) <u>Loss</u>
Federated	Govt Obligations Instl	\$3,271,052	N/A	N/A	\$ -	\$ 3,271,052	\$ 3,271,052	N/A
		N/A	\$3,283,845	N/A	-	3,283,845	3,283,845	\$ -
Vanguard	500 Index Fund	64,982	N/A	N/A	-	64,982	64,982	N/A
		N/A	1,138,000	N/A	-	575,509	1,138,000	562,491



KeyBank
 P.O. Box 93885
 Cleveland, OH 44101-5885



13630 1 AV 0.455 AUTO 675553.3 6 RTM1X X 202 00006 R EM T1



TEAMSTERS UNION LOCAL NO 73
 PENSION PLAN
 6051 CAREY DR
 VALLEY VIEW OH 44125-4259

Questions or comments?
 Call 1-800-821-2829

Commercial Transaction
 TEAMSTERS UNION LOCAL NO 73
 PENSION PLAN

Beginning balance 11-30-22	\$120,564.44
2 Additions	+20,037.16
10 Subtractions	-16,774.77
Net fees and charges	-123.45
Ending balance 12-31-22	\$123,703.38

Additions

Deposits	Date	Serial #	Source	
	12-21		Deposit Branch 0102 Ohio	\$10,973.16
	12-28		Ferrotherm Payments Ref**Pension Plan Pay	9,064.00
Total additions				\$20,037.16

Subtractions

Paper Checks * check missing from sequence

Check	Date	Amount	Check	Date	Amount	Check	Date	Amount
70308	12-1	\$5,166.67	70310	12-8	1,200.00	70312	12-16	1,000.00
70309	12-1	3,684.00	70311	12-14	614.66	70313	12-19	4,666.67
Paper Checks Paid								\$16,332.00

Withdrawals	Date	Serial #	Location	
	12-2		Lease Direct Web Pay	\$196.64
	12-5		The Distillata Cdistillatam	8.64
	12-12		Att Payment	107.94
	12-16		Vrc Companies, Lsignonfile	129.55
Total subtractions				\$16,774.77

Teamsters Union Local No. 73 Pension Plan Reconciliation Detail

1110 - Key Bank - Checking, Period Ending 12/31/2022

Type	Date	Num	Name	Cir	Amount	Balance
Beginning Balance						120,564.44
Cleared Transactions						
Checks and Payments - 11 items						
Check	11/23/2022	70308	Horizon Actuarial Se...	X	-5,166.67	-5,166.67
Check	12/01/2022	70309	Vicki Hanrahan	X	-3,684.00	-8,850.67
Check	12/01/2022	70310	J. Schaefer & Comp...	X	-1,200.00	-10,050.67
Check	12/02/2022		Lease Direct	X	-196.64	-10,247.31
Check	12/05/2022		The Distillata Comp...	X	-8.64	-10,255.95
Check	12/08/2022			X	-123.45	-10,379.40
Check	12/12/2022		AT&T	X	-107.94	-10,487.34
Check	12/13/2022	70313	Horizon Actuarial Se...	X	-4,666.67	-15,154.01
Check	12/13/2022	70312	Faulkner, Hoffman &...	X	-1,000.00	-16,154.01
Check	12/13/2022	70311	Teamsters Union Lo...	X	-614.66	-16,768.67
Check	12/16/2022		VRC Companies	X	-129.55	-16,898.22
Total Checks and Payments					-16,898.22	-16,898.22
Deposits and Credits - 2 items						
Deposit	12/21/2022			X	10,973.16	10,973.16
Deposit	12/28/2022			X	9,064.00	20,037.16
Total Deposits and Credits					20,037.16	20,037.16
Total Cleared Transactions					3,138.94	3,138.94
Cleared Balance					3,138.94	123,703.38
Uncleared Transactions						
Checks and Payments - 1 item						
Check	04/11/2018	69652	XXXXXXXXXX		-12.97	-12.97 Voided
Total Checks and Payments					-12.97	-12.97
Total Uncleared Transactions					-12.97	-12.97
Register Balance as of 12/31/2022					3,125.97	123,690.41
New Transactions						
Checks and Payments - 11 items						
Check	01/01/2023	70314	Vicki Hanrahan			
Check	01/01/2023	70315	J. Schaefer & Comp...			
Check	01/20/2023	70319	AndCo Consulting, L...			
Check	01/20/2023	70318	Horizon Actuarial Se...			
Check	01/20/2023	70317	Faulkner, Hoffman &...			
Check	01/20/2023	70316	Teamsters Union Lo...			
Check	02/01/2023	70320	Vicki Hanrahan			
Check	02/01/2023	70321	J. Schaefer & Comp...			
Check	02/01/2023	70322	Faulkner, Hoffman &...			
Check	03/01/2023	70323	Vicki Hanrahan			
Check	03/01/2023	70324	J. Schaefer & Comp...			
Total Checks and Payments					-29,088.47	-29,088.47
Total New Transactions					-29,088.47	-29,088.47
Ending Balance					-25,962.50	94,601.94

ADJUSTED BANK REC	
Bank Bal	123,703.38
Uncleared	0.00

TB	123,703.38



Institutional Asset Services
 OH-01-10-0942
 100 Public Square
 Cleveland, OH 44113

Account Statement

TEAMSTERS LOC 73 PENSION CONSOL [REDACTED]
 January 01, 2022 - December 31, 2022

DUKE SCHAEFER J SCHAEFER AND CO LLC
 1360 WEST NINTH STREET SUITE 420
 CLEVELAND OH 44113

KEYBANK NATIONAL ASSOCIATION
 HEREBY CERTIFIES THAT THE FOREGOING
 STATEMENT IS BEING FURNISHED
 PURSUANT TO 29 CFR 2520.103-5(C)
 AND TO THE BEST OF ITS KNOWLEDGE,
 THIS STATEMENT IS COMPLETE AND ACCURATE.

KEYBANK NATIONAL ASSOCIATION CUSTODIAN FOR TEAMSTERS LOCAL #73 PENSION
 PLAN CONSOLIDATED

BY *Elin Monroe*
 AUTHORIZED OFFICER

How to Contact Us:

RELATIONSHIP MANAGER
 BRIAN P CROSBY
 216-689-5190
 FAX: 216-370-4071
 brian_crosby@keybank.com

CLIENT ADMINISTRATOR
 LYNNETTE MCMURRAY
 216-813-8012
 lynn timer_mcmurray@keybank.com

PORTFOLIO MANAGER
 CLIENT DIRECTED

VIEW STATEMENT ONLINE
 Contact us for details



Table of Contents

Summary of Participating Portfolios	3
Summary Schedule Of Portfolio Changes	4
Account Summary by Type	5
Summary Schedule of Holdings	6
Detailed Schedule of Holdings - Principal Assets	8
Changes In Net Assets At Market	29
Changes In Net Assets At Book Value	33
Schedule of Unrealized Gain/Loss Based on Book Value	37
Schedule of Net Income	39
Schedule of Net Income With Accruals	41
Summary Schedule of Cash Transactions	62
Detail Schedule of Cash Receipts	66
Detail Schedule of Income Received	68
Detail Schedule of Cash Disbursements	203
Detail Schedule of Securities Purchased	219
Detail Schedule of Securities Sold / Matured	238
Schedule of Pending Activity	296
Detail Schedule of Other Asset Changes	297

Investment Management and Trust Wire Terms and Conditions	
Each time you use the Wire Transfer Service, you will be legally bound to the Investment Management and Trust Terms and Conditions of Wire Transfers. Please refer to the key.com/kpbwiretransfer site for the current version of the Investment Management and Trust Terms and Conditions of Wire Transfers.	
[REDACTED]	TEAMSTERS LOC 73 CASH PP PRI USD
The current investment objective of this account is Customer Driven. This account has circumstances in which the client has established guidelines for the investment objective. Should you have any questions regarding the objective for the account please contact one of your team members listed on the front page of this statement.	
[REDACTED]	TEAMSTERS LOC 73 BARROW PP PRI USD
The current investment objective of this account is Customer Driven. This account has circumstances in which the client has established guidelines for the investment objective. Should you have any questions regarding the objective for the account please contact one of your team members listed on the front page of this statement.	
[REDACTED]	TEAMSTERS LOC 73 - MF PRI USD
The current investment objective of this account is Customer Driven. This account has circumstances in which the client has established guidelines for the investment objective. Should you have any questions regarding the objective for the account please contact one of your team members listed on the front page of this statement.	





Account Statement

TEAMSTERS LOC 73 PENSION CONSOL [REDACTED]

January 01, 2022 - December 31, 2022

Summary of Participating Portfolios

Base Currency: USD

Portfolio Number	Name of Portfolio	Market Value	% of MV	Accrued Income	Book Value Revalued Cost	Unrealized Gain/Loss
						On Book Value On Revalued Cost
[REDACTED]	TEAMSTERS LOC 73 CASH PP PRI USD	164,454.79	0.94%	231.29	164,454.79 164,454.79	0.00 0.00
[REDACTED]	TEAMSTERS LOC 73 BARROW PP PRI USD	4,299,726.51	24.67%	16,238.72	4,496,095.14 4,481,544.01	-196,368.63 -181,817.50
[REDACTED]	TEAMSTERS LOC 73 - MF PRI USD	12,967,956.50	74.39%	0.00	9,465,130.23 15,359,117.03	3,502,826.27 -2,391,160.53
Total of Participating Portfolios		\$17,432,137.80	100.00 %	\$16,470.01	\$14,125,680.16 \$20,005,115.83	\$3,306,457.64 -\$2,572,978.03

The Market Values reflected above do not include the effect of any pending payables or receivables.



Summary Schedule of Portfolio Changes

Base Currency: USD

Description	Beginning Market Value	Ending Market Value	% of MV	% Change in MV	Book Value	% of BV	Accrued Income
Principal Holdings							
Equity	12,752,835.00	9,303,751.88	53.37%	-27.05%	6,170,879.37	43.69%	0.00
Fixed Income	6,170,031.62	5,351,674.52	30.70%	-13.26%	5,722,199.52	40.51%	16,160.86
Real Assets	2,407,458.20	2,583,346.24	14.82%	7.31%	2,039,236.11	14.43%	0.00
Cash and Cash Equivalents	206,157.89	193,365.16	1.11%	-6.21%	193,365.16	1.37%	309.15
Total Principal Holdings	21,536,482.71	17,432,137.80	100.00%	-19.06%	14,125,680.16	100.00%	16,470.01
Current Period Accrued Income	12,579.30	16,470.01			16,470.01		
Total Principal Holdings and Liabilities	21,549,062.01	17,448,607.81			14,142,150.17		16,470.01
Total Holdings	\$21,549,062.01	\$17,448,607.81			\$14,142,150.17		\$16,470.01

Fair Value Breakdown *	Beginning Market Value	Ending Market Value	% of MV	% Chg in MV	Book Value	% of BV	Accrued Income
Total Fair Value Level 2 Holdings	17,321,418.22	14,671,587.26	84.08%	-15.30%	11,909,239.75	84.21%	16,160.86
Total Fair Value Level 3 Holdings	2,407,458.20	2,583,346.24	14.81%	7.31%	2,039,236.11	14.42%	0.00
Total Fair Value Level N/A Holdings	1,820,185.59	193,674.31	1.11%	-89.36%	193,674.31	1.37%	309.15
Total Holdings - Fair Value Reporting	\$21,549,062.01	\$17,448,607.81	100.00%	-19.03%	\$14,142,150.17	100.00%	\$16,470.01

* For informational purposes only. Please see the Fair Value Disclosure on the Disclosure page.





Account Statement

TEAMSTERS LOC 73 PENSION CONSOL [REDACTED]

January 01, 2022 - December 31, 2022

Account Summary by Type

Base Currency : USD

Portfolio Number	Equities	%	Fixed Income	%	Other	%	Cash and Equivalents	%	Net Assets
[REDACTED]	0.00	0.00	0.00	0.00	0.00	0.00	164,454.79	85.05	164,454.79
[REDACTED]	0.00	0.00	4,290,816.14	80.18	0.00	0.00	8,910.37	4.61	4,299,726.51
[REDACTED]	9,303,751.88	100.00	1,060,858.38	19.82	2,583,346.24	100.00	20,000.00	10.34	12,967,956.50
Total	\$9,303,751.88	100.00	\$5,351,674.52	100.00	\$2,583,346.24	100.00	\$193,365.16	100.00	\$17,432,137.80



Summary Schedule of Holdings

Base Currency: USD

Description	Market Value	% of MV	Accrued Income	Book Value Revalued Cost	% of BV	Unrealized Gain/Loss On Book Value On Revalued Cost
Principal Holdings						
Equity - USD	9,303,751.88	53.37%	0.00	6,170,879.37 11,610,017.90	43.69%	3,132,872.51 -2,306,266.02
Total Equity	9,303,751.88	53.37%	0.00	6,170,879.37 11,610,017.90	43.69%	3,132,872.51 -2,306,266.02
Fixed Income - USD	5,351,674.52	30.70%	16,160.86	5,722,199.52 5,737,874.78	40.51%	-370,525.00 -386,200.26
Total Fixed Income	5,351,674.52	30.70%	16,160.86	5,722,199.52 5,737,874.78	40.51%	-370,525.00 -386,200.26
Real Assets - USD	2,583,346.24	14.82%	0.00	2,039,236.11 2,463,857.99	14.43%	544,110.13 119,488.25
Total Real Assets	2,583,346.24	14.82%	0.00	2,039,236.11 2,463,857.99	14.43%	544,110.13 119,488.25
Cash and Cash Equivalents - USD	193,365.16	1.11%	309.15	193,365.16 193,365.16	1.37%	0.00 0.00
Total Cash and Cash Equivalents	193,365.16	1.11%	309.15	193,365.16 193,365.16	1.37%	0.00 0.00
Principal Holdings	17,432,137.80	100.00%	16,470.01	14,125,680.16 20,005,115.83	100.00%	3,306,457.64 -2,572,978.03
Total Principal Holdings	17,432,137.80		16,470.01	14,125,680.16 20,005,115.83		3,306,457.64 -2,572,978.03
Total Holdings	\$17,432,137.80		\$16,470.01	\$14,125,680.16 \$20,005,115.83		\$3,306,457.64 \$-2,572,978.03
Accrued Income on:						
Principal Holdings	16,470.01		16,470.01	16,470.01		
Total Accrued Income	16,470.01		16,470.01	16,470.01		





Account Statement

TEAMSTERS LOC 73 PENSION CONSOL [REDACTED]
January 01, 2022 - December 31, 2022

Summary Schedule of Holdings (Continued)

Base Currency: USD

Description	Market Value	% of MV	Accrued Income	Book Value Revalued Cost	% of BV	Unrealized Gain/Loss
						On Book Value On Revalued Cost
Total Holdings with Accrued Income	\$17,448,607.81		\$16,470.01	\$14,142,150.17 \$20,021,585.84		\$3,306,457.64 \$-2,572,978.03



Detailed Schedule of Holdings - Principal Assets

Base Currency: USD

Security Description Portfolio Number	Asset Number Yield on Market Units/Par	Unit Price Price Date Market Value	FV Level* % of MV	Avg Unit Cost Accrued Income	Book Value Revalued Cost	Unrealized Gain/Loss On Book Value On Revalued Cost
Equity						
Mutual Funds						
VANGUARD 500 INDEX FUND OPEN-END FUND CL ADMIRAL [REDACTED]	922908710 1.68% 14,309.6880	354.110 5,067,203.62	Level2 29.07%	 204.15 0.00	2,921,329.57 6,274,985.84	2,145,874.05 -1,207,782.22
VANGUARD SMALL CAP INDEX FD OPEN-END FUND CL ADM [REDACTED]	922908686 1.54% 30,996.1010	87.940 2,725,797.12	Level2 15.64%	45.47 0.00	1,409,346.33 3,349,965.97	1,316,450.79 -624,168.85
Total Mutual Funds		7,793,000.74	44.70%	N/A 0.00	4,330,675.90 9,624,951.81	3,462,324.84 -1,831,951.07
Non-US Mutual Funds						
AMERICAN EUROPACIFIC GROWTH FUND OPEN-END FUND CL R6 [REDACTED]	298706821 1.47% 30,812.7910	49.030 1,510,751.14	Level2 8.67%	59.72 0.00	1,840,203.47 1,985,066.09	-329,452.33 -474,314.95
Total Non-US Mutual Funds		1,510,751.14	8.67%	N/A 0.00	1,840,203.47 1,985,066.09	-329,452.33 -474,314.95
Total Equity		9,303,751.88	53.37%	N/A 0.00	6,170,879.37 11,610,017.90	3,132,872.51 -2,306,266.02
Fixed Income						
Corporate Bonds						
ABBVIE INC SENIOR NT DTD 9/18/2018 3.75000% DUE 11/14/2023 [REDACTED]	00287YBC2 3.79% 30,000.0000	98.999 29,699.70	Level2 0.17%	 99.08 146.88	29,722.50 29,722.50	-22.80 -22.80



Detailed Schedule of Holdings - Principal Assets (Continued)

Base Currency: USD

Security Description Portfolio Number	Asset Number Yield on Market Units/Par	Unit Price Price Date Market Value	FV Level* % of MV	Avg Unit Cost Accrued Income	Book Value Revalued Cost	Unrealized Gain/Loss On Book Value On Revalued Cost
AETNA INC SENIOR BD DTD 11/10/2014 3.50000% DUE 11/15/2024 [REDACTED]	00817YAQ1 3.60%	97.137	Level2			
	40,000.0000	38,854.80	0.22%	102.64 178.89	41,055.60 41,055.60	-2,200.80 -2,200.80
AMERICAN AIRLINES INC BOND SER 2013-2 CL A DTD 7/31/2013 4.95000% DUE 7/15/2024 [REDACTED]	02377UAB0 4.96%	99.863	Level2			
	12,082.9571	12,066.45	0.07%	105.30 275.79	12,723.04 12,347.43	-656.59 -280.98
AMERICAN ELECTRIC POWER INC SENIOR NT SER M DTD 11/20/2020 0.75000% DUE 11/1/2023 [REDACTED]	025537AQ4 0.78%	96.270	Level2			
	30,000.0000	28,881.00	0.17%	99.92 37.50	29,974.80 29,793.30	-1,093.80 -912.30
AMERICAN ELECTRIC POWER INC JUNIOR SUB BD DTD 3/19/2019 2.03100% DUE 3/15/2024 [REDACTED]	025537AK7 2.11%	96.419	Level2			
	40,000.0000	38,567.60	0.22%	100.90 239.21	40,358.00 40,358.00	-1,790.40 -1,790.40
AMERICAN HONDA FINANCE CORP MED TERM NT SER A DTD 6/27/2019 2.40000% DUE 6/27/2024 [REDACTED]	02665WCZ2 2.49%	96.347	Level2			
	25,000.0000	24,086.75	0.14%	96.45 6.67	24,112.25 24,112.25	-25.50 -25.50



Detailed Schedule of Holdings - Principal Assets (Continued)

Base Currency: USD

Security Description Portfolio Number	Asset Number Yield on Market Units/Par	Unit Price Price Date Market Value	FV Level* % of MV	Avg Unit Cost Accrued Income	Book Value Revalued Cost	Unrealized Gain/Loss On Book Value On Revalued Cost
AMERICAN TOWER CORP SENIOR NT DTD 9/27/2021 1.45000% DUE 9/15/2026 [REDACTED]	03027XBR0 1.66%	87.254	Level2			
	25,000.0000	21,813.50	0.13%	99.48 106.74	24,870.25 24,462.00	-3,056.75 -2,648.50
APPLE INC SENIOR NT DTD 5/11/2020 1.12500% DUE 5/11/2025 [REDACTED]	037833DT4 1.22%	92.065	Level2			
	20,000.0000	18,413.00	0.11%	99.82 31.25	19,964.20 19,937.20	-1,551.20 -1,524.20
ATMOS ENERGY CORP SENIOR NT DTD 3/9/2021 0.62500% DUE 3/9/2023 [REDACTED]	049560AU9 0.63%	99.264	Level2			
	30,000.0000	29,779.20	0.17%	100.00 58.33	29,998.80 29,884.80	-219.60 -105.60
BANK OF AMERICA CORP MED TERM BK NT DTD 10/21/2020 0.81000% DUE 10/24/2024 [REDACTED]	06051GJH3 0.84%	95.885	Level2			
	75,000.0000	71,913.75	0.41%	98.33 113.06	73,745.10 73,444.95	-1,831.35 -1,531.20
BOEING CO SENIOR NT DTD 2/4/2021 1.43300% DUE 2/4/2024 [REDACTED]	097023DE2 1.50%	95.831	Level2			
	40,000.0000	38,332.40	0.22%	95.17 234.06	38,066.40 38,066.40	266.00 266.00
CARLISLE COS INC SENIOR NT DTD 9/28/2021 0.55000% DUE 9/1/2023	142339AK6 0.57%	96.761	Level2			



Detailed Schedule of Holdings - Principal Assets (Continued)

Base Currency: USD

Security Description Portfolio Number	Asset Number Yield on Market Units/Par	Unit Price Price Date Market Value	FV Level* % of MV	Avg Unit Cost Accrued Income	Book Value Revalued Cost	Unrealized Gain/Loss On Book Value On Revalued Cost
[REDACTED]	30,000.0000	29,028.30	0.17%	99.95 55.00	29,983.50 29,731.20	-955.20 -702.90
CITIGROUP INC SENIOR NT DTD 11/3/2021 1.28100% DUE 11/3/2025	172967ND9 1.39%	92.144	Level2			
[REDACTED]	50,000.0000	46,072.00	0.26%	100.00 103.19	50,000.00 49,865.50	-3,928.00 -3,793.50
CITIGROUP INC SENIOR NT DTD 5/24/2022 4.14000% DUE 5/24/2025	172967NQ0 4.22%	98.064	Level2			
[REDACTED]	45,000.0000	44,128.80	0.25%	100.00 191.48	45,000.00 45,000.00	-871.20 -871.20
CONOCOPHILLIPS CO SENIOR NT DTD 3/8/2022 2.40000% DUE 3/7/2025	20826FAU0 2.53%	95.043	Level2			
[REDACTED]	40,000.0000	38,017.20	0.22%	99.88 304.00	39,952.80 39,952.80	-1,935.60 -1,935.60
CROWN CASTLE INTL CORP SENIOR NT DTD 3/4/2022 2.90000% DUE 3/15/2027	22822VAZ4 3.19%	90.956	Level2			
[REDACTED]	30,000.0000	27,286.80	0.16%	99.76 256.17	29,927.40 29,927.40	-2,640.60 -2,640.60
DTE ENERGY CO SENIOR NT SER C STEP UP DTD 7/1/2019 2.52900% DUE 10/1/2024	233331AW7 2.65%	95.587	Level2			
[REDACTED]	35,000.0000	33,455.45	0.19%	95.28 221.29	33,349.05 33,349.05	106.40 106.40



Detailed Schedule of Holdings - Principal Assets (Continued)

Base Currency: USD

Security Description Portfolio Number	Asset Number Yield on Market Units/Par	Unit Price Price Date Market Value	FV Level* % of MV	Avg Unit Cost Accrued Income	Book Value Revalued Cost	Unrealized Gain/Loss On Book Value On Revalued Cost
DUKE ENERGY PROGRESS SENIOR NT DTD 11/24/2021 1.29500% DUE 7/1/2030 [REDACTED]	26444BAA2 1.45%	89.184	Level2			
	41,901.1084	37,369.08	0.21%	100.00 271.31	41,900.89 41,766.07	-4,531.81 -4,396.99
ENTERGY LOUISIANA LLC NOTE DTD 11/24/2020 0.62000% DUE 11/17/2023 [REDACTED]	29364WBF4 0.64%	96.277	Level2			
	24,000.0000	23,106.48	0.13%	99.98 18.19	23,995.68 23,805.60	-889.20 -699.12
FACTSET RESH SYS INC SENIOR NT DTD 3/1/2022 2.90000% DUE 3/1/2027 [REDACTED]	303075AA3 3.19%	90.776	Level2			
	40,000.0000	36,310.40	0.21%	99.83 386.67	39,931.60 39,931.60	-3,621.20 -3,621.20
GENERAL MOTORS FINANCIAL CO INC SENIOR NT DTD 10/15/2021 1.20000% DUE 10/15/2024 [REDACTED]	37045XDM5 1.30%	92.577	Level2			
	25,000.0000	23,144.25	0.13%	99.96 63.33	24,989.75 24,816.25	-1,845.50 -1,672.00
GEORGIA POWER CO SENIOR NT SER A DTD 1/10/2020 2.10000% DUE 7/30/2023 [REDACTED]	373334KM2 2.14%	98.261	Level2			
	20,000.0000	19,652.20	0.11%	97.52 176.17	19,504.20 20,351.60	148.00 -699.40



Detailed Schedule of Holdings - Principal Assets (Continued)

Base Currency: USD

Security Description Portfolio Number	Asset Number Yield on Market Units/Par	Unit Price Price Date Market Value	FV Level* % of MV	Avg Unit Cost Accrued Income	Book Value Revalued Cost	Unrealized Gain/Loss On Book Value On Revalued Cost
GOLDMAN SACHS GROUP INC SENIOR NT DTD 11/1/2022 5.70000% DUE 11/1/2024 [REDACTED]	38141GZV9 5.63%	101.190	Level2			
	45,000.0000	45,535.50	0.26%	99.94 427.50	44,974.80 44,974.80	560.70 560.70
HUMANA INC SENIOR NT DTD 8/3/2021 0.65000% DUE 8/3/2023 [REDACTED]	444859BP6 0.67%	97.421	Level2			
	40,000.0000	38,968.40	0.22%	99.76 106.89	39,903.12 39,792.40	-934.72 -824.00
JOHN DEERE CAPITAL CORP MED TERM NT SER G DTD 3/9/2020 1.20000% DUE 4/6/2023 [REDACTED]	24422EVE6 1.21%	99.131	Level2			
	30,000.0000	29,739.30	0.17%	99.98 85.00	29,992.80 30,225.90	-253.50 -486.60
JPMORGAN CHASE & CO JUNIOR SUB SER HH DTD 1/23/2020 4.60000% DUE 1/23/2060 [REDACTED]	48128BAG6 5.22%	88.125	Level2			
	10,000.0000	8,812.50	0.05%	90.63 191.67	9,062.50 10,262.50	-250.00 -1,450.00
JPMORGAN CHASE & CO SENIOR NT DTD 6/1/2021 0.82400% DUE 6/1/2025 [REDACTED]	46647PCH7 0.88%	93.215	Level2			
	25,000.0000	23,303.75	0.13%	100.00 17.17	25,000.00 24,708.25	-1,696.25 -1,404.50
JPMORGAN CHASE & CO SENIOR NT DTD 7/23/2018 3.79700% DUE 7/23/2024	46647PAU0 3.84%	99.006	Level2			



Detailed Schedule of Holdings - Principal Assets (Continued)

Base Currency: USD

Security Description Portfolio Number	Asset Number Yield on Market Units/Par	Unit Price Price Date Market Value	FV Level* % of MV	Avg Unit Cost Accrued Income	Book Value Revalued Cost	Unrealized Gain/Loss On Book Value On Revalued Cost
[REDACTED]	10,000.0000	9,900.60	0.06%	100.00 166.65	10,000.00 10,421.80	-99.40 -521.20
JPMORGAN CHASE & CO SENIOR NT DTD 9/16/2020 0.65300% DUE 9/16/2024	46647PBS4 0.68%	96.435	Level2			
[REDACTED]	30,000.0000	28,930.50	0.17%	100.00 57.14	30,000.00 29,859.00	-1,069.50 -928.50
MARTIN MARIETTA MATERIALS INC SENIOR NT DTD 7/2/2021 0.65000% DUE 7/15/2023	573284AY2 0.67%	97.422	Level2			
[REDACTED]	30,000.0000	29,226.60	0.17%	99.99 89.92	29,996.40 29,892.00	-769.80 -665.40
MONDELEZ INTERNATIONAL INC SENIOR NT DTD 3/17/2022 2.12500% DUE 3/17/2024	609207AZ8 2.20%	96.435	Level2			
[REDACTED]	35,000.0000	33,752.25	0.19%	99.76 214.86	34,916.35 34,916.35	-1,164.10 -1,164.10
MORGAN STANLEY SENIOR NT SER 1 DTD 4/20/2022 3.62000% DUE 4/17/2025	61747YEQ4 3.71%	97.580	Level2			
[REDACTED]	45,000.0000	43,911.00	0.25%	100.00 334.85	45,000.00 45,000.00	-1,089.00 -1,089.00
MORGAN STANLEY MED TERM NT SER 1 DTD 4/22/2021 1.59300% DUE 5/4/2027	61772BAB9 1.82%	87.723	Level2			
[REDACTED]	25,000.0000	21,930.75	0.13%	90.81 63.06	22,703.25 22,703.25	-772.50 -772.50



Detailed Schedule of Holdings - Principal Assets (Continued)

Base Currency: USD

Security Description Portfolio Number	Asset Number Yield on Market Units/Par	Unit Price Price Date Market Value	FV Level* % of MV	Avg Unit Cost Accrued Income	Book Value Revalued Cost	Unrealized Gain/Loss On Book Value On Revalued Cost
NATIONAL RURAL UTILS COOP FIN CORP MED TERM NT SER D DTD 5/4/2022 3.45000% DUE 6/15/2025 [REDACTED]	63743HFE7 3.58%	96.460	Level2			
	25,000.0000	24,115.00	0.14%	99.97 38.33	24,993.25 24,993.25	-878.25 -878.25
NATIONAL RURAL UTILS COOP FIN MED TERM NT SER D DTD 10/25/2021 1.00000% DUE 10/18/2024 [REDACTED]	63743HEY4 1.08%	92.504	Level2			
	25,000.0000	23,126.00	0.13%	99.91 50.69	24,977.25 24,784.00	-1,851.25 -1,658.00
OGE ENERGY CORP SENIOR NT DTD 5/27/2021 0.70300% DUE 5/26/2023 [REDACTED]	670837AC7 0.72%	98.228	Level2			
	30,000.0000	29,468.40	0.17%	100.00 20.50	30,000.00 29,861.70	-531.60 -393.30
ORACLE CORP SENIOR NT DTD 11/9/2022 5.80000% DUE 11/10/2025 [REDACTED]	68389XCF0 5.67%	102.239	Level2			
	40,000.0000	40,895.60	0.23%	99.87 335.11	39,947.60 39,947.60	948.00 948.00
PHILIP MORRIS INTL INC SENIOR NT DTD 5/1/2020 1.12500% DUE 5/1/2023 [REDACTED]	718172CQ0 1.14%	98.760	Level2			
	35,000.0000	34,566.00	0.20%	99.67 65.63	34,882.75 35,151.20	-316.75 -585.20
PNC FINANCIAL SERVICES GROUP INC JUNIOR SUB BD DTD 9/13/2021 3.40000%	693475BC8 4.29%	79.250	Level2			



Detailed Schedule of Holdings - Principal Assets (Continued)

Base Currency: USD

Security Description Portfolio Number	Asset Number Yield on Market Units/Par	Unit Price Price Date Market Value	FV Level* % of MV	Avg Unit Cost Accrued Income	Book Value Revalued Cost	Unrealized Gain/Loss On Book Value On Revalued Cost
[REDACTED]	35,000.0000	27,737.50	0.16%	100.00 52.89	35,000.00 34,448.40	-7,262.50 -6,710.90
PUBLIC STORAGE SENIOR NT DTD 11/9/2021 1.50000% DUE 11/9/2026	74460DAG4 1.69%	88.872	Level2			
[REDACTED]	90,000.0000	79,984.80	0.46%	99.85 195.00	89,862.30 89,777.70	-9,877.50 -9,792.90
QUANTA SERVICES INC SENIOR NT DTD 9/23/2021 0.95000% DUE 10/1/2024	74762EAG7 1.03%	92.092	Level2			
[REDACTED]	35,000.0000	32,232.20	0.18%	99.95 83.13	34,981.10 34,620.25	-2,748.90 -2,388.05
SABINE PASS LIQUEFACTION LLC SENIOR NT DTD 11/15/2014 5.75000% DUE 5/15/2024	785592AJ5 5.75%	100.024	Level2			
[REDACTED]	40,000.0000	40,009.60	0.23%	99.96 293.89	39,982.80 39,982.80	26.80 26.80
SABINE PASS LIQUEFACTION LLC SENIOR NT DTD 12/31/2016 5.87500% DUE 6/30/2026	785592AV8 5.81%	101.184	Level2			
[REDACTED]	40,000.0000	40,473.60	0.23%	100.14 1,181.53	40,055.60 40,055.60	418.00 418.00
SABINE PASS LIQUEFACTION LLC SENIOR NT DTD 9/1/2015 5.62500% DUE 3/1/2025	785592AM8 5.62%	100.141	Level2			
[REDACTED]	10,000.0000	10,014.10	0.06%	105.58 187.50	10,558.30 10,558.30	-544.20 -544.20



Detailed Schedule of Holdings - Principal Assets (Continued)

Base Currency: USD

Security Description Portfolio Number	Asset Number Yield on Market Units/Par	Unit Price Price Date Market Value	FV Level* % of MV	Avg Unit Cost Accrued Income	Book Value Revalued Cost	Unrealized Gain/Loss On Book Value On Revalued Cost
SPECTRA ENERGY PARTNERS L P SENIOR NT DTD 10/17/2016 3.37500% DUE 10/15/2026 [REDACTED]	84756NAH2 3.63%	93.052	Level2			
	10,000.0000	9,305.20	0.05%	99.87 71.25	9,986.50 10,601.70	-681.30 -1,296.50
TEXAS INSTRUMENTS INC SENIOR NT DTD 9/15/2021 1.12500% DUE 9/15/2026 [REDACTED]	882508BK9 1.27%	88.276	Level2			
	15,000.0000	13,241.40	0.08%	100.00 49.69	15,000.00 14,855.10	-1,758.60 -1,613.70
TOYOTA MOTOR CREDIT CORP SENIOR NT DTD 3/22/2022 2.50000% DUE 3/22/2024 [REDACTED]	89236TJX4 2.58%	96.988	Level2			
	55,000.0000	53,343.40	0.31%	99.94 378.13	54,965.90 54,965.90	-1,622.50 -1,622.50
TOYOTA MOTOR CREDIT CORP MED TERM NT SER B DTD 6/30/2022 3.95000% DUE 6/30/2025 [REDACTED]	89236TKC8 4.03%	97.896	Level2			
	25,000.0000	24,474.00	0.14%	99.91 2.74	24,976.25 24,976.25	-502.25 -502.25
VMWARE INC SENIOR NT DTD 8/2/2021 1.00000% DUE 8/15/2024 [REDACTED]	928563AH8 1.07%	93.050	Level2			
	30,000.0000	27,915.00	0.16%	99.95 113.33	29,985.60 29,710.50	-2,070.60 -1,795.50



Detailed Schedule of Holdings - Principal Assets (Continued)

Base Currency: USD

Security Description Portfolio Number	Asset Number Yield on Market Units/Par	Unit Price Price Date Market Value	FV Level* % of MV	Avg Unit Cost Accrued Income	Book Value Revalued Cost	Unrealized Gain/Loss On Book Value On Revalued Cost
VMWARE INC SENIOR NT DTD 8/21/2017 3.90000% DUE 8/21/2027 [REDACTED]	928563AC9 4.18%	93.328	Level2			
	35,000.0000	32,664.80	0.19%	99.85 492.92	34,948.20 34,948.20	-2,283.40 -2,283.40
WESTERN UNION CO SENIOR NT DTD 3/9/2021 1.35000% DUE 3/15/2026 [REDACTED]	959802AZ2 1.54%	87.531	Level2			
	30,000.0000	26,259.30	0.15%	99.88 119.25	29,965.20 29,398.80	-3,705.90 -3,139.50
Total Corporate Bonds		1,593,816.16	9.14%	N/A 8,961.40	1,669,743.63 1,668,075.00	-75,927.47 -74,258.84
Corporate Mortgage Back						
ALLY AUTO RECEIVABLES TRUST ABS SEQ PYR 2022-1 A3 DTD 5/18/2022 3.31000% DUE 11/15/2026 [REDACTED]	02008JAC0 3.40%	97.394	Level2			
	15,000.0000	14,609.15	0.08%	99.98 22.07	14,997.10 14,997.10	-387.95 -387.95
AMERICREDIT AUTO RECEIVABLES TRUST ABS SEQ PYR 2021-3 A3 DTD 11/17/2021 0.76000% DUE 8/18/2026 [REDACTED]	03066JAC7 0.80%	95.439	Level2			
	15,000.0000	14,315.78	0.08%	99.99 4.12	14,998.17 14,915.84	-682.39 -600.06
AMERICREDIT AUTO RECEIVABLES TRUST ABS SEQ PYR 2022-1 A3 DTD 3/16/2022 2.45000% DUE 11/18/2026	03066TAC5 2.53%	96.791	Level2			



Detailed Schedule of Holdings - Principal Assets (Continued)

Base Currency: USD

Security Description Portfolio Number	Asset Number Yield on Market Units/Par	Unit Price Price Date Market Value	FV Level* % of MV	Avg Unit Cost Accrued Income	Book Value Revalued Cost	Unrealized Gain/Loss On Book Value On Revalued Cost
[REDACTED]	30,000.0000	29,037.22	0.17%	99.98 26.54	29,994.86 29,994.86	-957.64 -957.64
AMERICREDIT AUTO RECEIVABLES TRUST ABS 2021-2 A3 DTD 6/16/2021 0.34000% DUE 12/18/2026	03066RAC9 0.35%	97.350	Level2			
[REDACTED]	10,000.0000	9,735.04	0.06%	99.98 1.23	9,998.35 9,917.14	-263.31 -182.10
AMERICREDIT AUTOMOBILE RECEIVABLE TRUST ABS SEQ PYR 2022-2 A3 DTD 6/22/2022 4.38000% DUE 4/18/2028	03065WAD7 4.46%	98.123	Level2			
[REDACTED]	20,000.0000	19,624.70	0.11%	99.98 31.63	19,996.01 19,996.01	-371.31 -371.31
BMW VEHICLE OWNER TRUST ABS SEQ PYR 2022-A A3 144A DTD 5/18/2022 3.21000% DUE 8/25/2026	05602RAD3 3.30%	97.381	Level2			
[REDACTED]	10,000.0000	9,738.12	0.06%	99.99 5.35	9,999.48 9,999.48	-261.36 -261.36
CNH EQUIPMENT TRUST ABS SEQ PYR 2021-C A3 DTD 10/27/2021 0.81000% DUE 12/15/2026	12598LAC0 0.87%	93.183	Level2			
[REDACTED]	10,000.0000	9,318.27	0.05%	99.99 3.60	9,998.84 9,932.09	-680.57 -613.82
DELTA AIR LINES INC ABS 2019-1 AA DTD 3/13/2019 3.20400% DUE 4/25/2024	24737BAA3 3.29%	97.466	Level2			



Detailed Schedule of Holdings - Principal Assets (Continued)

Base Currency: USD

Security Description Portfolio Number	Asset Number Yield on Market Units/Par	Unit Price Price Date Market Value	FV Level* % of MV	Avg Unit Cost Accrued Income	Book Value Revalued Cost	Unrealized Gain/Loss On Book Value On Revalued Cost
[REDACTED]	30,000.0000	29,239.85	0.17%	105.79 176.22	31,736.70 31,017.18	-2,496.85 -1,777.33
FORD CREDIT AUTO LEASE TRUST CMO SEQ PYR 2022-A A3 DTD 4/26/2022 3.23000% DUE 5/15/2025	34528LAD7 3.29%	98.029	Level2			
[REDACTED]	50,000.0000	49,014.26	0.28%	99.99 71.78	49,993.96 49,993.96	-979.70 -979.70
FORD CREDIT AUTO OWNER TRUST ABS SEQ PYR 2022-A A3 DTD 1/24/2022 1.29000% DUE 6/15/2026	345286AC2 1.36%	95.092	Level2			
[REDACTED]	20,000.0000	19,018.44	0.11%	99.99 11.47	19,997.62 19,997.62	-979.18 -979.18
GM FINANCIAL AUTO LEASING TRUST ABS SEQ PYR 2022-1 A-3 DTD 2/23/2022 1.90000% DUE 3/20/2025	36265MAC9 1.97%	96.622	Level2			
[REDACTED]	30,000.0000	28,986.51	0.17%	100.00 17.42	29,999.74 29,999.74	-1,013.23 -1,013.23
GM FINANCIAL AUTO LEASING TRUST ABS SEQ PYR 2022-3 A3 DTD 8/17/2022 4.01000% DUE 9/22/2025	380130AD6 4.08%	98.267	Level2			
[REDACTED]	25,000.0000	24,566.77	0.14%	99.99 30.63	24,997.69 24,997.69	-430.92 -430.92
GM FINANCIAL CONS ATMB RECEIVABLE TR ABS SEQ PYR 2020-2 A-3 DTD 4/22/2020 1.49000% DUE 12/16/2024	36258VAD6 1.51%	98.806	Level2			



Detailed Schedule of Holdings - Principal Assets (Continued)

Base Currency: USD

Security Description Portfolio Number	Asset Number Yield on Market Units/Par	Unit Price Price Date Market Value	FV Level* % of MV	Avg Unit Cost Accrued Income	Book Value Revalued Cost	Unrealized Gain/Loss On Book Value On Revalued Cost
[REDACTED]	4,283.8079	4,232.68	0.02%	100.56 2.66	4,307.90 4,308.87	-75.22 -76.19
HONDA AUTO RECEIVABLES OWNER TRUST ABS SEQ PYR 2022-1 A3 DTD 2/23/2022 1.88000% DUE 5/15/2026	43815BAC4 1.98%	95.010	Level2			
[REDACTED]	30,000.0000	28,503.13	0.16%	99.98 25.07	29,995.49 29,995.49	-1,492.36 -1,492.36
JOHN DEERE OWNER TRUST ABS SEQ PYR 2022 A-3 DTD 3/16/2022 2.32000% DUE 9/15/2026	47787JAC2 2.42%	95.891	Level2			
[REDACTED]	40,000.0000	38,356.20	0.22%	99.72 41.24	39,886.79 39,886.79	-1,530.59 -1,530.59
JOHN DEERE OWNER TRUST ABS SEQ PYR 2022-B A3 DTD 7/20/2022 3.74000% DUE 2/16/2027	47800AAC4 3.83%	97.645	Level2			
[REDACTED]	25,000.0000	24,411.17	0.14%	99.99 41.56	24,997.61 24,997.61	-586.44 -586.44
TOYOTA AUTO RECEIVABLES OWNER TR ABS SEQ PYR 2020-B A3 DTD 4/29/2020 1.36000% DUE 8/15/2024	89239RAC0 1.37%	98.938	Level2			
[REDACTED]	2,937.4742	2,906.29	0.02%	99.98 1.78	2,936.89 2,951.76	-30.60 -45.47
VERIZON MASTER TRUST ABS SEQ PYR 2022-1 A DTD 1/25/2022 1.04000% DUE 1/20/2027	92348KAL7 1.06%	97.804	Level2			





Account Statement

TEAMSTERS LOC 73 PENSION CONSOL [REDACTED]

January 01, 2022 - December 31, 2022

Detailed Schedule of Holdings - Principal Assets (Continued)

Base Currency: USD

Security Description Portfolio Number	Asset Number Yield on Market Units/Par	Unit Price Price Date Market Value	FV Level* % of MV	Avg Unit Cost Accrued Income	Book Value Revalued Cost	Unrealized Gain/Loss On Book Value On Revalued Cost
[REDACTED]	10,000.0000	9,780.45	0.06%	100.00 3.18	9,999.75 9,999.75	-219.30 -219.30
VERIZON MASTER TRUST ABS 2021-1 A DTD 5/25/2021 0.86000% DUE 5/20/2027	92348KAA1 0.92%	93.935	Level2			
[REDACTED]	25,000.0000	23,483.65	0.13%	99.99 3.82	24,998.17 24,675.55	-1,514.52 -1,191.90
Total Corporate Mortgage Back		388,877.68	2.23%	N/A 521.37	403,831.12 402,574.53	-14,953.44 -13,696.85
Government Mortgage Back						
FANNIE MAE POOL MA3932 DTD 1/1/2020 3.50000% DUE 1/1/2034	31418DLN0 3.64%	96.175	Level2			
[REDACTED]	9,487.5522	9,124.65	0.05%	104.47 27.67	9,911.52 9,999.86	-786.87 -875.21
FANNIE MAE POOL AL2877 DTD 12/01/12 3.50% DUE 01/01/28	3138EKFT7 3.57%	98.149	Level2			
[REDACTED]	1,206.9689	1,184.63	0.01%	108.18 3.52	1,305.74 1,275.99	-121.11 -91.36
FANNIE MAE POOL MA1870 DTD 3/1/2014 4.50000% DUE 4/1/2034	31418BCG9 4.59%	97.995	Level2			
[REDACTED]	4,232.1835	4,147.33	0.02%	107.95 15.87	4,568.77 4,604.32	-421.44 -456.99
FREDDIE MAC GOLD POOL J37949 DTD 11/1/2017 3.00000% DUE 11/1/2032	31307UZN1 3.15%	95.275	Level2			



Detailed Schedule of Holdings - Principal Assets (Continued)

Base Currency: USD

Security Description Portfolio Number	Asset Number Yield on Market Units/Par	Unit Price Price Date Market Value	FV Level* % of MV	Avg Unit Cost Accrued Income	Book Value Revalued Cost	Unrealized Gain/Loss On Book Value On Revalued Cost
[REDACTED]	3,316.8908	3,160.17	0.02%	99.38 8.29	3,296.18 3,505.51	-136.01 -345.34
FREDDIE MAC GOLD POOL J25557 DTD 09/01/13 3.50% DUE 09/01/28	31307EE67 3.62%	96.700	Level2			
[REDACTED]	8,562.5280	8,279.96	0.05%	105.27 24.97	9,013.92 9,109.24	-733.96 -829.28
GOVERNMENT NATL MTG ASSN POOL 723248 DTD 10/01/09 5.00% DUE 10/15/39	3620A9P96 4.90%	102.008	Level2			
[REDACTED]	8,900.5021	9,079.22	0.05%	111.76 37.09	9,946.91 10,313.62	-867.69 -1,234.40
GOVERNMENT NATL MTG ASSN POOL 783403 DTD 09/01/11 3.50% DUE 09/15/41	36241LX84 3.72%	94.052	Level2			
[REDACTED]	8,751.9168	8,231.35	0.05%	105.25 25.53	9,211.39 9,350.89	-980.04 -1,119.54
Total Government Mortgage Back		43,207.31	0.25%	N/A 142.94	47,254.43 48,159.43	-4,047.12 -4,952.12
Treasuries						
UNITED STATES TREAS NTS DTD 1/31/2022 0.87500% DUE 1/31/2024	91282CDV0 0.91%	95.949	Level2			
[REDACTED]	55,000.0000	52,771.95	0.30%	98.96 201.39	54,427.15 54,427.15	-1,655.20 -1,655.20
UNITED STATES TREAS NTS DTD 10/31/2022 4.12500% DUE 10/31/2027	91282CFU0 4.11%	100.367	Level2			
[REDACTED]	115,000.0000	115,422.05	0.66%	101.22 812.47	116,408.40 116,408.40	-986.35 -986.35



Detailed Schedule of Holdings - Principal Assets (Continued)

Base Currency: USD

Security Description Portfolio Number	Asset Number Yield on Market Units/Par	Unit Price Price Date Market Value	FV Level* % of MV	Avg Unit Cost Accrued Income	Book Value Revalued Cost	Unrealized Gain/Loss On Book Value On Revalued Cost
UNITED STATES TREAS NTS DTD 12/31/2020 0.37500% DUE 12/31/2025 [REDACTED]	91282CBC4 0.42%	89.371	Level2			
	360,000.0000	321,735.60	1.85%	95.28 678.73	343,020.20 340,702.81	-21,284.60 -18,967.21
UNITED STATES TREAS NTS DTD 8/31/2021 0.12500% DUE 8/31/2023 [REDACTED]	91282CCU3 0.13%	96.981	Level2			
	625,000.0000	606,131.25	3.48%	99.57 265.45	622,299.12 618,838.55	-16,167.87 -12,707.30
UNITED STATES TREAS NTS DTD 9/15/2021 0.37500% DUE 9/15/2024 [REDACTED]	91282CCX7 0.40%	93.199	Level2			
	855,000.0000	796,851.45	4.57%	99.13 956.56	847,524.80 840,270.04	-50,673.35 -43,418.59
Total Treasuries		1,892,912.30	10.86%	N/A 2,914.60	1,983,679.67 1,970,646.95	-90,767.37 -77,734.65
Mutual Funds						
LOOMIS SAYLES BOND FUND OPEN-END FUND INSTL CL [REDACTED]	543495840 5.14%	11.350	Level2			
	93,467.6990	1,060,858.38	6.09%	13.21 0.00	1,235,014.75 1,265,241.14	-174,156.37 -204,382.76
Total Mutual Funds		1,060,858.38	6.09%	N/A 0.00	1,235,014.75 1,265,241.14	-174,156.37 -204,382.76
Non-US Corporate Bonds						
APTIV PLC FGN SR NT DTD 2/18/2022 2.39600% DUE 2/18/2025 [REDACTED]	00217GAA1 2.54%	94.299	Level2			
	40,000.0000	37,719.60	0.22%	100.00 354.08	40,000.00 40,000.00	-2,280.40 -2,280.40



Detailed Schedule of Holdings - Principal Assets (Continued)

Base Currency: USD

Security Description Portfolio Number	Asset Number Yield on Market Units/Par	Unit Price Price Date Market Value	FV Level* % of MV	Avg Unit Cost Accrued Income	Book Value Revalued Cost	Unrealized Gain/Loss On Book Value On Revalued Cost
ARCELORMITTAL S A FGN SR NT DTD 11/29/2022 6.55000% DUE 11/29/2027 [REDACTED]	03938LBE3 6.52%	100.471	Level2			
	40,000.0000	40,188.40	0.23%	99.91 232.89	39,963.20 39,963.20	225.20 225.20
CANADIAN PACIFIC RAILWAY CO FGN SR NT DTD 12/2/2021 1.35000% DUE 12/2/2024 [REDACTED]	13645RBD5 1.45%	93.210	Level2			
	45,000.0000	41,944.50	0.24%	99.87 48.94	44,940.60 45,054.00	-2,996.10 -3,109.50
ECOPETROL S A FGN SR NT DTD 09/18/13 5.875% DUE 09/18/23 [REDACTED]	279158AC3 5.91%	99.354	Level2			
	20,000.0000	19,870.80	0.11%	110.90 336.18	22,180.00 21,200.20	-2,309.20 -1,329.40
EQUINOR ASA FGN SR NT DTD 5/22/2020 1.75000% DUE 1/22/2026 [REDACTED]	29446MAJ1 1.91%	91.393	Level2			
	45,000.0000	41,126.85	0.24%	92.08 347.81	41,435.55 41,435.55	-308.70 -308.70
LLOYDS BANKING GROUP PLC FGN SR NT DTD 8/11/2022 4.71600% DUE 8/11/2026 [REDACTED]	53944YAT0 4.82%	97.843	Level2			
	60,000.0000	58,705.80	0.34%	96.50 1,100.40	57,897.00 57,897.00	808.80 808.80



Detailed Schedule of Holdings - Principal Assets (Continued)

Base Currency: USD

Security Description Portfolio Number	Asset Number Yield on Market Units/Par	Unit Price Price Date Market Value	FV Level* % of MV	Avg Unit Cost Accrued Income	Book Value Revalued Cost	Unrealized Gain/Loss On Book Value On Revalued Cost
SANTANDER UK PLC FGN SR NT DTD 1/13/2020 2.10000% DUE 1/13/2023 [REDACTED]	80283LAY9 2.10%	99.923	Level2			
	45,000.0000	44,965.35	0.26%	100.01 441.00	45,005.40 45,648.00	-40.05 -682.65
SHIRE ACQUISITIONS INVTS IRELAND DAC FGN SR NT DTD 9/23/2016 2.87500% DUE 9/23/2023 [REDACTED]	82481LAC3 2.93%	98.274	Level2			
	16,000.0000	15,723.84	0.09%	102.03 125.22	16,324.32 16,455.68	-600.48 -731.84
TRANSCANADA PIPELINES LTD FGN SR NT DTD 10/12/2021 1.00000% DUE 10/12/2024 [REDACTED]	89352HBB4 1.08%	92.553	Level2			
	35,000.0000	32,393.55	0.19%	99.97 76.81	34,989.85 34,691.30	-2,596.30 -2,297.75
Total Non-US Corporate Bonds		332,638.69	1.91%	N/A 3,063.33	342,735.92 342,344.93	-10,097.23 -9,706.24
Non-US Other Fixed Income						
REPUBLIC OF INDONESIA FGN SR NT DTD 12/11/2017 2.95000% DUE 1/11/2023 [REDACTED]	455780CC8 3.00%	98.410	Level2			
	40,000.0000	39,364.00	0.23%	99.85 557.22	39,940.00 40,832.80	-576.00 -1,468.80
Total Non-US Other Fixed Income		39,364.00	0.23%	N/A 557.22	39,940.00 40,832.80	-576.00 -1,468.80
Total Fixed Income		5,351,674.52	30.70%	N/A 16,160.86	5,722,199.52 5,737,874.78	-370,525.00 -386,200.26





Account Statement

TEAMSTERS LOC 73 PENSION CONSOL [REDACTED]

January 01, 2022 - December 31, 2022

Detailed Schedule of Holdings - Principal Assets (Continued)

Base Currency: USD

Security Description Portfolio Number	Asset Number Yield on Market Units/Par	Unit Price Price Date Market Value	FV Level* % of MV	Avg Unit Cost Accrued Income	Book Value Revalued Cost	Unrealized Gain/Loss On Book Value On Revalued Cost
Real Assets						
Common/Collective Funds						
ARA CORE PROPERTY FUND	998161723 0.00%	151,136.516	Level3			
[REDACTED]	17.0928	2,583,346.24	14.82%	119,303.81	2,039,236.11	544,110.13
				0.00	2,463,857.99	119,488.25
Total Common/Collective Funds		2,583,346.24	14.82%	N/A	2,039,236.11	544,110.13
				0.00	2,463,857.99	119,488.25
Total Real Assets		2,583,346.24	14.82%	N/A	2,039,236.11	544,110.13
				0.00	2,463,857.99	119,488.25
Cash and Cash Equivalents						
Cash						
US DOLLAR CURRENCY	USD 0.00%	1.000	Level n/a			
[REDACTED]	20,000.0000	20,000.00	0.11%	1.00	20,000.00	0.00
				0.00	20,000.00	0.00
Total Cash		20,000.00	0.11%	N/A	20,000.00	0.00
				0.00	20,000.00	0.00
Money Market Funds						
FEDERATED GOVERNMENT OBLIGATIONS INSTITUTIONAL SHARES	3140000V3 4.11%	1.000	Level n/a			
[REDACTED]	164,454.7900	164,454.79	0.94%	1.00	164,454.79	0.00
				231.29	164,454.79	0.00
[REDACTED]	8,910.3700	8,910.37	0.05%	1.00	8,910.37	0.00
				77.86	8,910.37	0.00
Total for Asset	173,365.1600	173,365.16	0.98%	1.00	173,365.16	0.00
				309.15	173,365.16	0.00
Total Money Market Funds		173,365.16	0.99%	N/A	173,365.16	0.00
				309.15	173,365.16	0.00



Detailed Schedule of Holdings - Principal Assets (Continued)

Base Currency: USD

Security Description Portfolio Number	Asset Number Yield on Market Units/Par	Unit Price Price Date Market Value	FV Level* % of MV	Avg Unit Cost Accrued Income	Book Value Revalued Cost	Unrealized Gain/Loss On Book Value On Revalued Cost
Total Cash and Cash Equivalents		193,365.16	1.11%	N/A 309.15	193,365.16 193,365.16	0.00 0.00
Net Holdings		17,432,137.80	100.00%	N/A 16,470.01	14,125,680.16 20,005,115.83	3,306,457.64 -2,572,978.03
Total Holdings Principal Assets		\$17,432,137.80	100.00%	N/A \$16,470.01	\$14,125,680.16 \$20,005,115.83	\$3,306,457.64 \$-2,572,978.03
Total Holdings		\$17,432,137.80			\$14,125,680.16 \$20,005,115.83	\$3,306,457.64 \$-2,572,978.03
Accrued Income On						
Principal Holdings		16,470.01		16,470.01	16,470.01	
Total Accrued Income		16,470.01		16,470.01	16,470.01	
Total Holdings with Accrued Income		\$17,448,607.81			\$14,142,150.17 \$20,021,585.84	\$3,306,457.64 \$-2,572,978.03





Account Statement

TEAMSTERS LOC 73 PENSION CONSOL

January 01, 2022 - December 31, 2022

Changes In Net Assets At Market

Current Period
01/01/2022 - 12/31/2022

Base Currency : USD

Beginning Balance	151,127.74	5,025,332.33	16,372,601.94	0.00
Funding				
Receipts				
Transfer from Accounts/Portf	1,577,000.00	0.00	0.00	0.00
Total Receipts	1,577,000.00	0.00	0.00	0.00
Disbursement				
Other Disbursements	0.00	0.00	-100,000.00	0.00
Participant / Beneficiary Pay	-1,549,512.88	0.00	0.00	0.00
Transfers To Accounts/Portfo	0.00	-539,000.00	-1,038,000.00	0.00
Total Disbursement	-1,549,512.88	-539,000.00	-1,138,000.00	0.00
Total Funding	27,487.12	-539,000.00	-1,138,000.00	0.00
Earnings				
Net Income				
Net Income	-13,928.78	69,095.80	288,778.33	0.00
Total Net Income	-13,928.78	69,095.80	288,778.33	0.00
Total Realized Gain-Loss Sales	0.00	-61,241.40	542,863.60	0.00
Changes In Unrealized Gain/Loss	0.00	-178,221.50	-3,098,287.37	0.00
Total Earnings	-13,928.78	-170,367.10	-2,266,645.44	0.00
Ending Balance	164,686.08	4,315,965.23	12,967,956.50	0.00
Changes In Net Assets	\$13,558.34	\$-709,367.10	\$-3,404,645.44	\$0.00





Account Statement

TEAMSTERS LOC 73 PENSION CONSOL [REDACTED]

January 01, 2022 - December 31, 2022

Changes In Net Assets At Market

Current Period
01/01/2022 - 12/31/2022

Base Currency : USD

TOTAL

Beginning Balance	21,549,062.01
Funding	
Receipts	
Transfer from Accounts/Portf	1,577,000.00
Total Receipts	1,577,000.00
Disbursement	
Other Disbursements	-100,000.00
Participant / Beneficiary Pay	-1,549,512.88
Transfers To Accounts/Portfo	-1,577,000.00
Total Disbursement	-3,226,512.88
Total Funding	-1,649,512.88
Earnings	
Net Income	
Net Income	343,945.35
Total Net Income	343,945.35
Total Realized Gain-Loss Sales	481,622.20
Changes In Unrealized Gain/Loss	-3,276,508.87
Total Earnings	-2,450,941.32
Ending Balance	17,448,607.81
Changes In Net Assets	\$-4,100,454.20





Account Statement

TEAMSTERS LOC 73 PENSION CONSOL

January 01, 2022 - December 31, 2022

Changes In Net Assets At Market

Year To Date
01/01/2022 - 12/31/2022

Base Currency : USD

Beginning Balance	151,127.74	5,025,332.33	16,372,601.94	0.00
Funding				
Receipts				
Transfer from Accounts/Portf	1,577,000.00	0.00	0.00	0.00
Total Receipts	1,577,000.00	0.00	0.00	0.00
Disbursement				
Other Disbursements	0.00	0.00	-100,000.00	0.00
Participant / Beneficiary Pay	-1,549,512.88	0.00	0.00	0.00
Transfers To Accounts/Portfo	0.00	-539,000.00	-1,038,000.00	0.00
Total Disbursement	-1,549,512.88	-539,000.00	-1,138,000.00	0.00
Total Funding	27,487.12	-539,000.00	-1,138,000.00	0.00
Earnings				
Net Income				
Net Income	-13,928.78	69,095.80	288,778.33	0.00
Total Net Income	-13,928.78	69,095.80	288,778.33	0.00
Total Realized Gain-Loss Sales	0.00	-61,241.40	542,863.60	0.00
Changes In Unrealized Gain/Loss	0.00	-178,221.50	-3,098,287.37	0.00
Total Earnings	-13,928.78	-170,367.10	-2,266,645.44	0.00
Ending Balance	164,686.08	4,315,965.23	12,967,956.50	0.00
Changes In Net Assets	\$13,558.34	\$-709,367.10	\$-3,404,645.44	\$0.00





Account Statement

TEAMSTERS LOC 73 PENSION CONSOL [REDACTED]

January 01, 2022 - December 31, 2022

Changes In Net Assets At Market

Year To Date
01/01/2022 - 12/31/2022

Base Currency : USD

	TOTAL
Beginning Balance	21,549,062.01
Funding	
Receipts	
Transfer from Accounts/Portf	1,577,000.00
Total Receipts	1,577,000.00
Disbursement	
Other Disbursements	-100,000.00
Participant / Beneficiary Pay	-1,549,512.88
Transfers To Accounts/Portfo	-1,577,000.00
Total Disbursement	-3,226,512.88
Total Funding	-1,649,512.88
Earnings	
Net Income	
Net Income	343,945.35
Total Net Income	343,945.35
Total Realized Gain-Loss Sales	481,622.20
Changes In Unrealized Gain/Loss	-3,276,508.87
Total Earnings	-2,450,941.32
Ending Balance	17,448,607.81
Changes In Net Assets	\$-4,100,454.20





Account Statement

TEAMSTERS LOC 73 PENSION CONSOL

January 01, 2022 - December 31, 2022

Changes In Net Assets At Book Value

Current Period
01/01/2022 - 12/31/2022

Base Currency : USD

Beginning Balance	151,127.74	5,043,479.46	9,771,488.30	0.00
Funding				
Receipts				
Transfer from Accounts/Portf	1,577,000.00	0.00	0.00	0.00
Total Receipts	1,577,000.00	0.00	0.00	0.00
Disbursement				
Other Disbursements	0.00	0.00	-100,000.00	0.00
Participant / Beneficiary Pay	-1,549,512.88	0.00	0.00	0.00
Transfers To Accounts/Portfo	0.00	-539,000.00	-1,038,000.00	0.00
Total Disbursement	-1,549,512.88	-539,000.00	-1,138,000.00	0.00
Total Funding	27,487.12	-539,000.00	-1,138,000.00	0.00
Earnings				
Net Income				
Net Income	-13,928.78	69,095.80	288,778.33	0.00
Total Net Income	-13,928.78	69,095.80	288,778.33	0.00
Total Realized Gain-Loss Sales	0.00	-61,241.40	542,863.60	0.00
Total Earnings	-13,928.78	7,854.40	831,641.93	0.00
Ending Balance	164,686.08	4,512,333.86	9,465,130.23	0.00
Changes In Net Assets	\$13,558.34	\$-531,145.60	\$-306,358.07	\$0.00





Account Statement

TEAMSTERS LOC 73 PENSION CONSOL [REDACTED]

January 01, 2022 - December 31, 2022

Changes In Net Assets At Book Value

Current Period
01/01/2022 - 12/31/2022

Base Currency : USD

TOTAL

Beginning Balance	14,966,095.50
Funding	
Receipts	
Transfer from Accounts/Portf	1,577,000.00
Total Receipts	1,577,000.00
Disbursement	
Other Disbursements	-100,000.00
Participant / Beneficiary Pay	-1,549,512.88
Transfers To Accounts/Portfo	-1,577,000.00
Total Disbursement	-3,226,512.88
Total Funding	-1,649,512.88
Earnings	
Net Income	
Net Income	343,945.35
Total Net Income	343,945.35
Total Realized Gain-Loss Sales	481,622.20
Total Earnings	825,567.55
Ending Balance	14,142,150.17
Changes In Net Assets	\$-823,945.33





Account Statement

TEAMSTERS LOC 73 PENSION CONSOL
January 01, 2022 - December 31, 2022

Changes In Net Assets At Book Value	Year To Date			Base Currency : USD
	01/01/2022 - 12/31/2022			
Beginning Balance	151,127.74	5,043,479.46	9,771,488.30	0.00
Funding				
Receipts				
Transfer from Accounts/Portf	1,577,000.00	0.00	0.00	0.00
Total Receipts	1,577,000.00	0.00	0.00	0.00
Disbursement				
Other Disbursements	0.00	0.00	-100,000.00	0.00
Participant / Beneficiary Pay	-1,549,512.88	0.00	0.00	0.00
Transfers To Accounts/Portfo	0.00	-539,000.00	-1,038,000.00	0.00
Total Disbursement	-1,549,512.88	-539,000.00	-1,138,000.00	0.00
Total Funding	27,487.12	-539,000.00	-1,138,000.00	0.00
Earnings				
Net Income				
Net Income	-13,928.78	69,095.80	288,778.33	0.00
Total Net Income	-13,928.78	69,095.80	288,778.33	0.00
Total Realized Gain-Loss Sales	0.00	-61,241.40	542,863.60	0.00
Total Earnings	-13,928.78	7,854.40	831,641.93	0.00
Ending Balance	164,686.08	4,512,333.86	9,465,130.23	0.00
Changes In Net Assets	\$13,558.34	\$-531,145.60	\$-306,358.07	\$0.00





Account Statement

TEAMSTERS LOC 73 PENSION CONSOL [REDACTED]

January 01, 2022 - December 31, 2022

Changes In Net Assets At Book Value

Year To Date
01/01/2022 - 12/31/2022

Base Currency : USD

TOTAL

Beginning Balance	14,966,095.50
Funding	
Receipts	
Transfer from Accounts/Portf	1,577,000.00
Total Receipts	1,577,000.00
Disbursement	
Other Disbursements	-100,000.00
Participant / Beneficiary Pay	-1,549,512.88
Transfers To Accounts/Portfo	-1,577,000.00
Total Disbursement	-3,226,512.88
Total Funding	-1,649,512.88
Earnings	
Net Income	
Net Income	343,945.35
Total Net Income	343,945.35
Total Realized Gain-Loss Sales	481,622.20
Total Earnings	825,567.55
Ending Balance	14,142,150.17
Changes In Net Assets	\$-823,945.33



Schedule of Unrealized Gain/Loss Based on Book Value

Base Currency :USD

Description	TEAMSTERS LOC 73 CASH PP PRI USD	TEAMSTERS LOC 73 BARROW PP PRI USD	TEAMSTERS LOC 73 - MF PRI USD
Current Reporting Period 01/01/2022 to 12/31/2022			
Market Value of Investments - End of Period	164,454.79	4,299,726.51	12,967,956.50
Less: Cost of Investments - End of Period	164,454.79	4,496,095.14	9,465,130.23
Total Unrealized Gain/Loss For Reporting Period	0.00	-196,368.63	3,502,826.27
Market Value of Investments - Beginning of Period	151,126.62	5,012,754.15	16,372,601.94
Less: Cost of Investments - Beginning of Period	151,126.62	5,030,901.28	9,771,488.30
Total Unrealized Gain/Loss - Beginning of Period	0.00	-18,147.13	6,601,113.64
Total Unrealized Gain/Loss For Reporting Period	0.00	-196,368.63	3,502,826.27
Less: Total Unrealized G/L - Beginning of Period	0.00	-18,147.13	6,601,113.64
Net Change in Unrealized Gain/Loss for Reporting Period	0.00	-178,221.50	-3,098,287.37
Year-to-Date Reporting Period 01/01/2022 to 12/31/2022			
Market Value of Investments - End of Period	164,454.79	4,299,726.51	12,967,956.50
Less: Cost of Investments - End of Period	164,454.79	4,496,095.14	9,465,130.23
Total Unrealized Gain/Loss For Reporting Period	0.00	-196,368.63	3,502,826.27
Market Value of Investments - Beginning of Period	151,126.62	5,012,754.15	16,372,601.94
Less: Cost of Investments - Beginning of Period	151,126.62	5,030,901.28	9,771,488.30
Total Unrealized Gain/Loss - Beginning of Period	0.00	-18,147.13	6,601,113.64
Total Unrealized Gain/Loss For Reporting Period	0.00	-196,368.63	3,502,826.27
Less: Total Unrealized G/L - Beginning of Period	0.00	-18,147.13	6,601,113.64
Net Change in Unrealized Gain/Loss for Year-to-Date	0.00	-178,221.50	-3,098,287.37



Schedule of Unrealized Gain/Loss Based on Book Value (Continued)

Base Currency : USD

Description	TEAMSTERS LOC 73 - VANGUARD ETF PRI USD	Total
Current Reporting Period 01/01/2022 to 12/31/2022		
Market Value of Investments - End of Period	0.00	17,432,137.80
Less: Cost of Investments - End of Period	0.00	14,125,680.16
Total Unrealized Gain/Loss For Reporting Period	0.00	3,306,457.64
Market Value of Investments - Beginning of Period	0.00	21,536,482.71
Less: Cost of Investments - Beginning of Period	0.00	14,953,516.20
Total Unrealized Gain/Loss - Beginning of Period	0.00	6,582,966.51
Total Unrealized Gain/Loss For Reporting Period	0.00	3,306,457.64
Less: Total Unrealized G/L - Beginning of Period	0.00	6,582,966.51
Net Change in Unrealized Gain/Loss for Reporting Period	0.00	-3,276,508.87
Year-to-Date Reporting Period 01/01/2022 to 12/31/2022		
Market Value of Investments - End of Period	0.00	17,432,137.80
Less: Cost of Investments - End of Period	0.00	14,125,680.16
Total Unrealized Gain/Loss For Reporting Period	0.00	3,306,457.64
Market Value of Investments - Beginning of Period	0.00	21,536,482.71
Less: Cost of Investments - Beginning of Period	0.00	14,953,516.20
Total Unrealized Gain/Loss - Beginning of Period	0.00	6,582,966.51
Total Unrealized Gain/Loss For Reporting Period	0.00	3,306,457.64
Less: Total Unrealized G/L - Beginning of Period	0.00	6,582,966.51
Net Change in Unrealized Gain/Loss for Year-to-Date	0.00	-3,276,508.87



Schedule of Net Income

Base Currency :USD

	TEAMSTERS LOC 73 CASH PP PRI USD	TEAMSTERS LOC 73 BARROW PP PRI USD	TEAMSTERS LOC 73 - MF PRI USD
Current Period 01/01/2022 to 12/31/2022			
Investment Income Received	599.32	65,435.26	288,778.33
Plus Accrued Income Receivables-Current Period	231.29	16,238.72	0.00
Less Accrued Income Receivables-Prior Period	1.12	12,578.18	0.00
Income Before Expenses	829.49	69,095.80	288,778.33
Less Fees And Expenses Paid	-14,758.27	0.00	0.00
Net Income	\$-13,928.78	\$69,095.80	\$288,778.33
Year-to-Date 01/01/2022 to 12/31/2022			
Investment Income Received	599.32	65,435.26	288,778.33
Plus Accrued Income Receivables-Current Period	231.29	16,238.72	0.00
Less Accrued Income Receivables-Prior Period	1.12	12,578.18	0.00
Income Before Expenses	829.49	69,095.80	288,778.33
Less Fees And Expenses Paid	-14,758.27	0.00	0.00
Net Income	\$-13,928.78	\$69,095.80	\$288,778.33



Schedule of Net Income (Continued)

Base Currency :USD

	Total
<u>Current Period 01/01/2022 to 12/31/2022</u>	
Investment Income Received	354,812.91
Plus Accrued Income Receivables-Current Period	16,470.01
Less Accrued Income Receivables-Prior Period	12,579.30
Income Before Expenses	358,703.62
Less Fees And Expenses Paid	-14,758.27
Net Income	\$343,945.35
<u>Year-to-Date 01/01/2022 to 12/31/2022</u>	
Investment Income Received	354,812.91
Plus Accrued Income Receivables-Current Period	16,470.01
Less Accrued Income Receivables-Prior Period	12,579.30
Income Before Expenses	358,703.62
Less Fees And Expenses Paid	-14,758.27
Net Income	\$343,945.35



Schedule of Net Income With Accruals

Base Currency: USD

Asset Number	Description	Portfolio Number	Units/Par	Prior Period Accrued Income	Income Earned This Period	Income Received This Period	Income Accrued/Receivable To Date
Equity							
Mutual Funds							
922908710	VANGUARD 500 INDEX FUND OPEN-END FUND CL ADMIRAL	[REDACTED]	14,309.6880	0.00	88,858.37	88,858.37	0.00
922908686	VANGUARD SMALL CAP INDEX FD OPEN-END FUND CL ADM	[REDACTED]	30,996.1010	0.00	41,485.68	41,485.68	0.00
Total Mutual Funds				0.00	130,344.05	130,344.05	0.00
Non-US Mutual Funds							
298706821	AMERICAN EUROPACIFIC GROWTH FUND OPEN-END FUND CL R6	[REDACTED]	30,812.7910	0.00	30,038.98	30,038.98	0.00
Total Non-US Mutual Funds				0.00	30,038.98	30,038.98	0.00
Total Equity				0.00	160,383.03	160,383.03	0.00
Fixed Income							
Corporate Bonds							
00287YBC2	ABBVIE INC SENIOR NT DTD 9/18/2018 3.75000% DUE 11/14/2023	[REDACTED]	30,000.0000	0.00	271.88	125.00	146.88
008117AP8	AETNA INC SENIOR BD DTD 11/07/12 2.75% DUE 11/15/22	[REDACTED]	0.0000	140.56	183.33	323.89	0.00
00817YAQ1	AETNA INC SENIOR BD DTD 11/10/2014 3.50000% DUE 11/15/2024	[REDACTED]	40,000.0000	0.00	1,312.02	1,133.13	178.89
023135CD6	AMAZON.COM INC SENIOR NT DTD 4/13/2022 2.73000% DUE 4/13/2024	[REDACTED]	0.0000	0.00	81.90	81.90	0.00



Schedule of Net Income With Accruals (Continued)

Base Currency: USD

Asset Number	Description	Portfolio Number	Units/Par	Prior Period Accrued Income	Income Earned This Period	Income Received This Period	Income Accrued/Receivable To Date
02377UAB0	AMERICAN AIRLINES INC BOND SER 2013-2 CL A DTD 7/31/2013 4.95000% DUE 7/15/2024	[REDACTED]	12,082.9571	312.00	621.07	657.28	275.79
025537AK7	AMERICAN ELECTRIC POWER INC JUNIOR SUB BD DTD 3/19/2019 2.03100% DUE 3/15/2024	[REDACTED]	40,000.0000	0.00	900.98	661.77	239.21
025537AQ4	AMERICAN ELECTRIC POWER INC SENIOR NT SER M DTD 11/20/2020 0.75000% DUE 11/1/2023	[REDACTED]	30,000.0000	37.50	225.00	225.00	37.50
025816CD9	AMERICAN EXPRESS CO SENIOR NT DTD 5/20/2019 2.75000% DUE 5/20/2022	[REDACTED]	0.0000	140.94	371.25	512.19	0.00
02665WDC2	AMERICAN HONDA FINANCE CORP MED TERM NT DTD 9/10/2019 2.05000% DUE 1/10/2023	[REDACTED]	0.0000	292.13	469.79	761.92	0.00
02665WCZ2	AMERICAN HONDA FINANCE CORP MED TERM NT SER A DTD 6/27/2019 2.40000% DUE 6/27/2024	[REDACTED]	25,000.0000	0.00	141.67	135.00	6.67
03027XBRO	AMERICAN TOWER CORP SENIOR NT DTD 9/27/2021 1.45000% DUE 9/15/2026	[REDACTED]	25,000.0000	94.65	362.51	350.42	106.74
03073EAS4	AMERISOURCEBERGEN CORP SENIOR NT DTD 3/30/2021 0.73700% DUE 3/15/2023	[REDACTED]	0.0000	32.55	10.13	42.68	0.00



Schedule of Net Income With Accruals (Continued)

Base Currency: USD

Asset Number	Description	Portfolio Number	Units/Par	Prior Period Accrued Income	Income Earned This Period	Income Received This Period	Income Accrued/Receivable To Date
037833DT4	APPLE INC SENIOR NT DTD 5/11/2020 1.12500% DUE 5/11/2025	[REDACTED]	20,000.0000	31.25	225.00	225.00	31.25
037833DL1	APPLE INC SENIOR NT DTD 9/11/2019 1.70000% 9/11/2022	[REDACTED]	0.0000	51.94	118.06	170.00	0.00
049560AU9	ATMOS ENERGY CORP SENIOR NT DTD 3/9/2021 0.62500% DUE 3/9/2023	[REDACTED]	30,000.0000	58.33	187.50	187.50	58.33
05724BAB5	BAKER HUGHES HLDGS LLC/CO SENIOR NT DTD 12/9/2021 1.23100% DUE 12/15/2023	[REDACTED]	0.0000	30.09	72.49	102.58	0.00
06051GGE3	BANK OF AMERICA CORP MED TERM BK NT DTD 1/20/2017 FL RT% DUE 1/20/2023	[REDACTED]	0.0000	420.21	48.39	468.60	0.00
06051GJH3	BANK OF AMERICA CORP MED TERM BK NT DTD 10/21/2020 0.81000% DUE 10/24/2024	[REDACTED]	75,000.0000	67.84	375.29	330.07	113.06
06051GJK6	BANK OF AMERICA CORP MED TERM BK NT DTD 10/21/2020 1.19700% DUE 10/24/2026	[REDACTED]	0.0000	0.00	50.04	50.04	0.00
06051GKG3	BANK OF AMERICA CORP MED TERM BK NT SER N DTD 2/4/2022 1.84300% DUE 2/4/2025	[REDACTED]	0.0000	0.00	256.48	256.48	0.00



Schedule of Net Income With Accruals (Continued)

Base Currency: USD

Asset Number	Description	Portfolio Number	Units/Par	Prior Period Accrued Income	Income Earned This Period	Income Received This Period	Income Accrued/Receivable To Date
06051GLA5	BANK OF AMERICA CORP SENIOR NT SER N DTD 7/22/2022 4.82700% DUE 7/22/2026	[REDACTED]	0.0000	0.00	469.29	469.29	0.00
05531FAX1	BB&T CORP MED TERM BK NT SER E DTD 3/21/2017 2.75000% DUE 4/1/2022	[REDACTED]	0.0000	137.50	91.67	229.17	0.00
090572AR9	BIO-RAD LABS SENIOR NT DTD 3/2/2022 3.30000% DUE 3/15/2027	[REDACTED]	0.0000	0.00	778.25	778.25	0.00
097023DD4	BOEING CO SENIOR NT DTD 2/4/2021 1.16700% DUE 2/4/2023	[REDACTED]	0.0000	0.00	18.97	18.97	0.00
097023DE2	BOEING CO SENIOR NT DTD 2/4/2021 1.43300% DUE 2/4/2024	[REDACTED]	40,000.0000	0.00	157.44	-76.62	234.06
097023CG8	BOEING CO SENIOR NT DTD 5/2/2019 2.70000% DUE 5/1/2022	[REDACTED]	0.0000	180.00	360.00	540.00	0.00
142339AK6	CARLISLE COS INC SENIOR NT DTD 9/28/2021 0.55000% DUE 9/1/2023	[REDACTED]	30,000.0000	42.63	165.00	152.63	55.00
16412XAG0	CHENIERE CORP CHRISTI HLDGS SENIOR BD DTD 5/19/2017 5.12500% DUE 6/30/2027	[REDACTED]	0.0000	0.00	896.88	896.88	0.00



Schedule of Net Income With Accruals (Continued)

Base Currency: USD

Asset Number	Description	Portfolio Number	Units/Par	Prior Period Accrued Income	Income Earned This Period	Income Received This Period	Income Accrued/Receivable To Date
172967ND9	CITIGROUP INC SENIOR NT DTD 11/3/2021 1.28100% DUE 11/3/2025	[REDACTED]	50,000.0000	103.19	640.50	640.50	103.19
172967NQ0	CITIGROUP INC SENIOR NT DTD 5/24/2022 4.14000% DUE 5/24/2025	[REDACTED]	45,000.0000	0.00	1,122.98	931.50	191.48
20826FAU0	CONOCOPHILLIPS CO SENIOR NT DTD 3/8/2022 2.40000% DUE 3/7/2025	[REDACTED]	40,000.0000	0.00	781.33	477.33	304.00
22822VAZ4	CROWN CASTLE INTL CORP SENIOR NT DTD 3/4/2022 2.90000% DUE 3/15/2027	[REDACTED]	30,000.0000	0.00	717.75	461.58	256.17
233331AW7	DTE ENERGY CO SENIOR NT SER C STEP UP DTD 7/1/2019 2.52900% DUE 10/1/2024	[REDACTED]	35,000.0000	0.00	213.91	-7.38	221.29
26444BAA2	DUKE ENERGY PROGRESS SENIOR NT DTD 11/24/2021 1.29500% DUE 7/1/2030	[REDACTED]	41,901.1084	59.89	562.69	351.27	271.31
29278NAL7	ENERGY TRANSFER OPERATING L P SENIOR NT DTD 3/15/2019 4.25000% DUE 3/15/2023	[REDACTED]	0.0000	312.85	247.91	560.76	0.00
29364WBF4	ENTERGY LOUISIANA LLC NOTE DTD 11/24/2020 0.62000% DUE 11/17/2023	[REDACTED]	24,000.0000	30.31	187.93	200.05	18.19



Schedule of Net Income With Accruals (Continued)

Base Currency: USD

Asset Number	Description	Portfolio Number	Units/Par	Prior Period Accrued Income	Income Earned This Period	Income Received This Period	Income Accrued/Receivable To Date
303075AA3	FACTSET RESH SYS INC SENIOR NT DTD 3/1/2022 2.90000% DUE 3/1/2027	[REDACTED]	40,000.0000	0.00	966.67	580.00	386.67
37045XDM5	GENERAL MOTORS FINANCIAL CO INC SENIOR NT DTD 10/15/2021 1.20000% DUE 10/15/2024	[REDACTED]	25,000.0000	63.33	300.00	300.00	63.33
373334KM2	GEORGIA POWER CO SENIOR NT SER A DTD 1/10/2020 2.10000% DUE 7/30/2023	[REDACTED]	20,000.0000	176.17	420.00	420.00	176.17
38141GZH0	GOLDMAN SACHS GROUP INC SENIOR NT DTD 1/24/2022 1.75700% DUE 1/24/2025	[REDACTED]	0.0000	0.00	443.65	443.65	0.00
38141GYL2	GOLDMAN SACHS GROUP INC SENIOR NT DTD 10/21/2021 0.92500% DUE 10/21/2024	[REDACTED]	0.0000	44.97	12.84	57.81	0.00
38141GZV9	GOLDMAN SACHS GROUP INC SENIOR NT DTD 11/1/2022 5.70000% DUE 11/1/2024	[REDACTED]	45,000.0000	0.00	427.50	0.00	427.50
38141GXL3	GOLDMAN SACHS GROUP INC SENIOR NT DTD 11/19/2020 0.62700% DUE 11/17/2023	[REDACTED]	0.0000	22.99	10.45	33.44	0.00
38143U8H7	GOLDMAN SACHS GROUP INC SENIOR NT DTD 2/25/2016 3.75000% DUE 2/25/2026	[REDACTED]	0.0000	0.00	234.38	234.38	0.00



Schedule of Net Income With Accruals (Continued)

Base Currency: USD

Asset Number	Description	Portfolio Number	Units/Par	Prior Period Accrued Income	Income Earned This Period	Income Received This Period	Income Accrued/Receivable To Date
38141GZP2	GOLDMAN SACHS GROUP INC SENIOR NT DTD 3/15/2022 3.00000% DUE 3/15/2024	[REDACTED]	0.0000	0.00	353.33	353.33	0.00
38141GYA6	GOLDMAN SACHS GROUP INC SENIOR NT DTD 3/8/2021 FL RT% DUE 3/9/2027	[REDACTED]	0.0000	0.00	298.12	298.12	0.00
38141GWQ3	GOLDMAN SACHS GROUP INC SENIOR NT DTD 9/29/2017 3.27200% DUE 9/29/2025	[REDACTED]	0.0000	83.62	18.18	101.80	0.00
404121AF2	HCA INC BOND DTD 10/23/2012 4.75000% DUE 5/1/2023	[REDACTED]	0.0000	277.08	415.63	692.71	0.00
436106AB4	HOLLYFRONTIER CORP SENIOR NT DTD 9/28/2020 2.62500% DUE 10/1/2023	[REDACTED]	0.0000	196.88	50.31	247.19	0.00
437076CM2	HOME DEPOT INC SENIOR NT DTD 3/28/2022 2.70000% DUE 4/15/2025	[REDACTED]	0.0000	0.00	57.37	57.37	0.00
438516CC8	HONEYWELL INTERNATIONAL INC SENIOR NT DTD 8/19/2020 0.48300% DUE 8/19/2022	[REDACTED]	0.0000	14.17	24.47	38.64	0.00
40434LAA3	HP INC SENIOR NT DTD 6/17/2020 2.20000% DUE 6/17/2025	[REDACTED]	0.0000	21.39	61.11	82.50	0.00



Schedule of Net Income With Accruals (Continued)

Base Currency: USD

Asset Number	Description	Portfolio Number	Units/Par	Prior Period Accrued Income	Income Earned This Period	Income Received This Period	Income Accrued/Receivable To Date
444859BP6	HUMANA INC SENIOR NT DTD 8/3/2021 0.65000% DUE 8/3/2023	[REDACTED]	40,000.0000	133.61	321.39	348.11	106.89
24422ETV1	JOHN DEERE CAPITAL CORP MED TERM NT DTD 9/8/2017 2.15000% DUE 9/8/2022	[REDACTED]	0.0000	67.49	147.51	215.00	0.00
24422EVE6	JOHN DEERE CAPITAL CORP MED TERM NT SER G DTD 3/9/2020 1.20000% DUE 4/6/2023	[REDACTED]	30,000.0000	85.00	360.00	360.00	85.00
24422EWF2	JOHN DEERE CAPITAL CORP MED TERM NT SER H DTD 6/6/2022 3.40000% DUE 6/6/2025	[REDACTED]	0.0000	0.00	509.06	509.06	0.00
48128BAG6	JPMORGAN CHASE & CO JUNIOR SUB SER HH DTD 1/23/2020 4.60000% DUE 1/23/2060	[REDACTED]	10,000.0000	191.67	460.00	460.00	191.67
46647PCH7	JPMORGAN CHASE & CO SENIOR NT DTD 6/1/2021 0.82400% DUE 6/1/2025	[REDACTED]	25,000.0000	17.17	206.00	206.00	17.17
46647PAU0	JPMORGAN CHASE & CO SENIOR NT DTD 7/23/2018 3.79700% DUE 7/23/2024	[REDACTED]	10,000.0000	166.65	379.70	379.70	166.65
46647PBS4	JPMORGAN CHASE & CO SENIOR NT DTD 9/16/2020 0.65300% DUE 9/16/2024	[REDACTED]	30,000.0000	57.14	195.90	195.90	57.14





Account Statement

TEAMSTERS LOC 73 PENSION CONSOL [REDACTED]
 January 01, 2022 - December 31, 2022

Schedule of Net Income With Accruals (Continued)

Base Currency: USD

Asset Number	Description	Portfolio Number	Units/Par	Prior Period Accrued Income	Income Earned This Period	Income Received This Period	Income Accrued/Receivable To Date
573284AY2	MARTIN MARIETTA MATERIALS INC SENIOR NT DTD 7/2/2021 0.65000% DUE 7/15/2023	[REDACTED]	30,000.0000	96.96	195.00	202.04	89.92
609207AZ8	MONDELEZ INTERNATIONAL INC SENIOR NT DTD 3/17/2022 2.12500% DUE 3/17/2024	[REDACTED]	35,000.0000	0.00	586.74	371.88	214.86
6174468Q5	MORGAN STANLEY MED TERM NT SER 1 DTD 4/28/2020 FL RT% DUE 4/28/2026	[REDACTED]	0.0000	136.75	229.13	365.88	0.00
61747YEG6	MORGAN STANLEY MED TERM NT SER I DTD 10/19/2021 1.16400% DUE 10/21/2025	[REDACTED]	0.0000	58.20	88.11	146.31	0.00
61772BAB9	MORGAN STANLEY MED TERM NT SER I DTD 4/22/2021 1.59300% DUE 5/4/2027	[REDACTED]	25,000.0000	0.00	149.35	86.29	63.06
61747YEQ4	MORGAN STANLEY SENIOR NT SER 1 DTD 4/20/2022 3.62000% DUE 4/17/2025	[REDACTED]	45,000.0000	0.00	1,135.78	800.93	334.85
90520EAH4	MUFG UNION BANK N A MED TERM BK NT DTD 3/7/2019 3.15000% DUE 4/1/2022	[REDACTED]	0.0000	433.13	288.75	721.88	0.00
63743HEY4	NATIONAL RURAL UTILS COOP FIN MED TERM NT SER D DTD 10/25/2021 1.00000% DUE 10/18/2024	[REDACTED]	25,000.0000	45.83	250.00	245.14	50.69



Schedule of Net Income With Accruals (Continued)

Base Currency: USD

Asset Number	Description	Portfolio Number	Units/Par	Prior Period Accrued Income	Income Earned This Period	Income Received This Period	Income Accrued/Receivable To Date
63743HFE7	NATIONAL RURAL UTILS COOP FIN CORP MED TERM NT SER D DTD 5/4/2022 3.45000% DUE 6/15/2025	[REDACTED]	25,000.0000	0.00	567.81	529.48	38.33
670346AL9	NUCOR CORP SENIOR NT DTD 09/21/10 4.125% DUE 09/15/22	[REDACTED]	0.0000	60.73	128.34	189.07	0.00
670837AC7	OGE ENERGY CORP SENIOR NT DTD 5/27/2021 0.70300% DUE 5/26/2023	[REDACTED]	30,000.0000	20.50	210.90	210.90	20.50
68389XCFO	ORACLE CORP SENIOR NT DTD 11/9/2022 5.80000% DUE 11/10/2025	[REDACTED]	40,000.0000	0.00	370.55	35.44	335.11
68389XBBO	ORACLE CORP SENIOR NT DTD 5/5/2015 2.50000% DUE 5/15/2022	[REDACTED]	0.0000	47.92	139.58	187.50	0.00
694308JE8	PACIFIC GAS & ELECTRIC CO NOTE DTD 6/19/2020 1.75000% DUE 6/16/2022	[REDACTED]	0.0000	25.52	229.69	255.21	0.00
718172CQ0	PHILIP MORRIS INTL INC SENIOR NT DTD 5/1/2020 1.12500% DUE 5/1/2023	[REDACTED]	35,000.0000	65.63	393.76	393.76	65.63
723787AS6	PIONEER NATURAL RESOURCE CO SENIOR NT DTD 1/29/2021 0.75000% DUE 1/15/2024	[REDACTED]	0.0000	155.63	40.31	195.94	0.00



Schedule of Net Income With Accruals (Continued)

Base Currency: USD

Asset Number	Description	Portfolio Number	Units/Par	Prior Period Accrued Income	Income Earned This Period	Income Received This Period	Income Accrued/Receivable To Date
693475BC8	PNC FINANCIAL SERVICES GROUP INC JUNIOR SUB BD DTD 9/13/2021 3.40000%	XXXXXXXXXX	35,000.0000	52.89	1,190.00	1,190.00	52.89
693476BN2	PNC FUNDING CORP SENIOR NT DTD 03/08/12 3.30% DUE 03/08/22	XXXXXXXXXX	0.0000	155.38	49.50	204.88	0.00
74460DAG4	PUBLIC STORAGE SENIOR NT DTD 11/9/2021 1.50000% DUE 11/9/2026	XXXXXXXXXX	90,000.0000	195.00	1,350.00	1,350.00	195.00
744573AL0	PUBLIC SVC ENTERPRISE GROUP INC SENIOR NT DTD 11/6/2017 2.65000% DUE 11/15/2022	XXXXXXXXXX	0.0000	135.44	803.84	939.28	0.00
74762EAG7	QUANTA SERVICES INC SENIOR NT DTD 9/23/2021 0.95000% DUE 10/1/2024	XXXXXXXXXX	35,000.0000	90.51	332.51	339.89	83.13
731572AA1	RALPH LAUREN CORP SENIOR NT DTD 6/3/2020 1.70000% DUE 6/15/2022	XXXXXXXXXX	0.0000	7.56	77.44	85.00	0.00
785592AJ5	SABINE PASS LIQUEFACTION LLC SENIOR NT DTD 11/15/2014 5.75000% DUE 5/15/2024	XXXXXXXXXX	40,000.0000	0.00	376.95	83.06	293.89
785592AV8	SABINE PASS LIQUEFACTION LLC SENIOR NT DTD 12/31/2016 5.87500% DUE 6/30/2026	XXXXXXXXXX	40,000.0000	0.00	398.20	-783.33	1,181.53
785592AM8	SABINE PASS LIQUEFACTION LLC SENIOR NT DTD 9/1/2015 5.62500% DUE 3/1/2025	XXXXXXXXXX	10,000.0000	0.00	1,617.97	1,430.47	187.50



Schedule of Net Income With Accruals (Continued)

Base Currency: USD

Asset Number	Description	Portfolio Number	Units/Par	Prior Period Accrued Income	Income Earned This Period	Income Received This Period	Income Accrued/Receivable To Date
84756NAH2	SPECTRA ENERGY PARTNERS L P SENIOR NT DTD 10/17/2016 3.37500% DUE 10/15/2026	[REDACTED]	10,000.0000	71.25	337.50	337.50	71.25
86765BAL3	SUNOCO LOGISTICS PARTNERS SENIOR BD DTD 1/10/2013 3.45000% DUE 1/15/2023	[REDACTED]	0.0000	556.79	281.75	838.54	0.00
86787EAT4	SUNTRUST BANK MED TERM BK NT DTD 7/31/2017 2.45000% DUE 8/1/2022	[REDACTED]	0.0000	153.13	183.75	336.88	0.00
87264ABZ7	T-MOBILE USA INC SENIOR NT DTD 2/15/2021 1.50000% DUE 2/15/2026	[REDACTED]	0.0000	255.00	253.13	508.13	0.00
882508BK9	TEXAS INSTRUMENTS INC SENIOR NT DTD 9/15/2021 1.12500% DUE 9/15/2026	[REDACTED]	15,000.0000	49.69	168.76	168.76	49.69
89236TGW9	TOYOTA MOTOR CREDIT CORP MED TERM NT DTD 4/1/2020 2.90000% DUE 3/30/2023	[REDACTED]	0.0000	183.26	358.48	541.74	0.00
89236TKC8	TOYOTA MOTOR CREDIT CORP MED TERM NT SER B DTD 6/30/2022 3.95000% DUE 6/30/2025	[REDACTED]	25,000.0000	0.00	496.49	493.75	2.74
89236TJX4	TOYOTA MOTOR CREDIT CORP SENIOR NT DTD 3/22/2022 2.50000% DUE 3/22/2024	[REDACTED]	55,000.0000	0.00	1,065.63	687.50	378.13





Account Statement

TEAMSTERS LOC 73 PENSION CONSOL [REDACTED]
 January 01, 2022 - December 31, 2022

Schedule of Net Income With Accruals (Continued)

Base Currency: USD

Asset Number	Description	Portfolio Number	Units/Par	Prior Period Accrued Income	Income Earned This Period	Income Received This Period	Income Accrued/Receivable To Date
907818EZ7	UNION PACIFIC CORP SENIOR NT DTD 2/19/2019 2.95000% DUE 3/1/2022	[REDACTED]	0.0000	393.33	196.67	590.00	0.00
92343VGG3	VERIZON COMMUNICATIONS INC SENIOR NT DTD 3/22/2021 1.45000% DUE 3/20/2026	[REDACTED]	0.0000	122.04	76.13	198.17	0.00
928563AE5	VMWARE INC SENIOR NT DTD 4/7/2020 4.65000% DUE 5/15/2027	[REDACTED]	0.0000	0.00	348.10	348.10	0.00
928563AH8	VMWARE INC SENIOR NT DTD 8/2/2021 1.00000% DUE 8/15/2024	[REDACTED]	30,000.0000	124.17	299.99	310.83	113.33
928563AC9	VMWARE INC SENIOR NT DTD 8/21/2017 3.90000% DUE 8/21/2027	[REDACTED]	35,000.0000	0.00	982.04	489.12	492.92
948741AH6	WEINGARTEN REALTY INVESTORS SENIOR BD DTD 10/9/2012 3.37500% DUE 10/15/2022	[REDACTED]	0.0000	298.13	691.87	990.00	0.00
95000U2R3	WELLS FARGO & CO MED TERM NT DTD 6/2/2020 FL RT% DUE 6/2/2024	[REDACTED]	0.0000	40.90	43.18	84.08	0.00
959802AZ2	WESTERN UNION CO SENIOR NT DTD 3/9/2021 1.35000% DUE 3/15/2026	[REDACTED]	30,000.0000	119.25	405.00	405.00	119.25
Total Corporate Bonds				8,346.21	37,759.53	37,144.34	8,961.40
Corporate Mortgage Back							



Schedule of Net Income With Accruals (Continued)

Base Currency: USD

Asset Number	Description	Portfolio Number	Units/Par	Prior Period Accrued Income	Income Earned This Period	Income Received This Period	Income Accrued/Receivable To Date
02008JAC0	ALLY AUTO RECEIVABLES TRUST ABS SEQ PYR 2022-1 A3 DTD 5/18/2022 3.31000% DUE 11/15/2026	[REDACTED]	15,000.0000	0.00	307.53	285.46	22.07
03066RAC9	AMERICREDIT AUTO RECEIVABLES TRUST ABS 2021-2 A3 DTD 6/16/2021 0.34000% DUE 12/18/2026	[REDACTED]	10,000.0000	1.23	33.96	33.96	1.23
03066JAC7	AMERICREDIT AUTO RECEIVABLES TRUST ABS SEQ PYR 2021-3 A3 DTD 11/17/2021 0.76000% DUE 8/18/2026	[REDACTED]	15,000.0000	4.53	113.59	114.00	4.12
03066TAC5	AMERICREDIT AUTO RECEIVABLES TRUST ABS SEQ PYR 2022-1 A3 DTD 3/16/2022 2.45000% DUE 11/18/2026	[REDACTED]	30,000.0000	0.00	581.87	555.33	26.54
03065WAD7	AMERICREDIT AUTOMOBILE RECEIVABLE TRUST ABS SEQ PYR 2022-2 A3 DTD 6/22/2022 4.38000% DUE 4/18/2028	[REDACTED]	20,000.0000	0.00	459.90	428.27	31.63
05602RAD3	BMW VEHICLE OWNER TRUST ABS SEQ PYR 2022-A A3 144A DTD 5/18/2022 3.21000% DUE 8/25/2026	[REDACTED]	10,000.0000	0.00	198.84	193.49	5.35
12598LAC0	CNH EQUIPMENT TRUST ABS SEQ PYR 2021-C A3 DTD 10/27/2021 0.81000% DUE 12/15/2026	[REDACTED]	10,000.0000	3.60	81.00	81.00	3.60



Schedule of Net Income With Accruals (Continued)

Base Currency: USD

Asset Number	Description	Portfolio Number	Units/Par	Prior Period Accrued Income	Income Earned This Period	Income Received This Period	Income Accrued/Receivable To Date
24737BAA3	DELTA AIR LINES INC ABS 2019-1 AA DTD 3/13/2019 3.20400% DUE 4/25/2024	[REDACTED]	30,000.0000	234.96	1,118.73	1,177.47	176.22
34528LAD7	FORD CREDIT AUTO LEASE TRUST CMO SEQ PYR 2022-A A3 DTD 4/26/2022 3.23000% DUE 5/15/2025	[REDACTED]	50,000.0000	0.00	1,099.08	1,027.30	71.78
345286AC2	FORD CREDIT AUTO OWNER TRUST ABS SEQ PYR 2022-A A3 DTD 1/24/2022 1.29000% DUE 6/15/2026	[REDACTED]	20,000.0000	0.00	241.52	230.05	11.47
36265MAC9	GM FINANCIAL AUTO LEASING TRUST ABS SEQ PYR 2022-1 A-3 DTD 2/23/2022 1.90000% DUE 3/20/2025	[REDACTED]	30,000.0000	0.00	489.25	471.83	17.42
380130AD6	GM FINANCIAL AUTO LEASING TRUST ABS SEQ PYR 2022-3 A3 DTD 8/17/2022 4.01000% DUE 9/22/2025	[REDACTED]	25,000.0000	0.00	373.15	342.52	30.63
36258VAD6	GM FINANCIAL CONS ATMB RECEIVABLE TR ABS SEQ PYR 2020-2 A-3 DTD 4/22/2020 1.49000% DUE 12/16/2024	[REDACTED]	4,283.8079	7.82	120.75	125.91	2.66
43815BAC4	HONDA AUTO RECEIVABLES OWNER TRUST ABS SEQ PYR 2022-1 A3 DTD 2/23/2022 1.88000% DUE 5/15/2026	[REDACTED]	30,000.0000	0.00	482.54	457.47	25.07
47787JAC2	JOHN DEERE OWNER TRUST ABS SEQ PYR 2022 A-3 DTD 3/16/2022 2.32000% DUE 9/15/2026	[REDACTED]	40,000.0000	0.00	723.03	681.79	41.24





Account Statement

TEAMSTERS LOC 73 PENSION CONSOL [REDACTED]
 January 01, 2022 - December 31, 2022

Schedule of Net Income With Accruals (Continued)

Base Currency: USD

Asset Number	Description	Portfolio Number	Units/Par	Prior Period Accrued Income	Income Earned This Period	Income Received This Period	Income Accrued/Receivable To Date
47800AAC4	JOHN DEERE OWNER TRUST ABS SEQ PYR 2022-B A3 DTD 7/20/2022 3.74000% DUE 2/16/2027	[REDACTED]	25,000.0000	0.00	418.17	376.61	41.56
46639NAR2	JPMBB COMMERCIAL MTG SECS TRUST CMBS SEQ PYR 2013-C12 ASB DTD 06/01/13 3.157% DUE 07/15/45	[REDACTED]	0.0000	7.48	12.31	19.79	0.00
58769QAC5	MERCEDES-BENZ AUTO RECEIVABLES TRUST ABS SEQ PYR 2019-B A3 DTD 11/20/2019 2.00000% DUE 10/15/2022	[REDACTED]	0.0000	4.37	10.46	14.83	0.00
89233MAD5	TOYOTA AUTO RECEIVABLES OWNER TR ABS SEQ PYR 2019-D A3 DTD 11/13/2019 1.92000% DUE 1/16/2024	[REDACTED]	0.0000	17.31	163.06	180.37	0.00
89239RAC0	TOYOTA AUTO RECEIVABLES OWNER TR ABS SEQ PYR 2020-B A3 DTD 4/29/2020 1.36000% DUE 8/15/2024	[REDACTED]	2,937.4742	5.69	80.00	83.91	1.78
92348KAA1	VERIZON MASTER TRUST ABS 2021-1 A DTD 5/25/2021 0.86000% DUE 5/20/2027	[REDACTED]	25,000.0000	3.82	125.04	125.04	3.82
92348KAL7	VERIZON MASTER TRUST ABS SEQ PYR 2022-1 A DTD 1/25/2022 1.04000% DUE 1/20/2027	[REDACTED]	10,000.0000	0.00	97.10	93.92	3.18



Schedule of Net Income With Accruals (Continued)

Base Currency: USD

Asset Number	Description	Portfolio Number	Units/Par	Prior Period Accrued Income	Income Earned This Period	Income Received This Period	Income Accrued/Receivable To Date
92348TAA2	VERIZON OWNER TRUST ABS SEQ PYR 2020-A A1A DTD 1/29/2020 1.85000% DUE 7/22/2024	[REDACTED]	0.0000	14.13	212.95	227.08	0.00
Total Corporate Mortgage Back				304.94	7,543.83	7,327.40	521.37
Government Mortgage Back							
3138EKF7	FANNIE MAE POOL AL2877 DTD 12/01/12 3.50% DUE 01/01/28	[REDACTED]	1,206.9689	4.97	48.58	50.03	3.52
31418BCG9	FANNIE MAE POOL MA1870 DTD 3/1/2014 4.50000% DUE 4/1/2034	[REDACTED]	4,232.1835	22.35	211.77	218.25	15.87
31418DLN0	FANNIE MAE POOL MA3932 DTD 1/1/2020 3.50000% DUE 1/1/2034	[REDACTED]	9,487.5522	37.59	377.76	387.68	27.67
31307EE67	FREDDIE MAC GOLD POOL J25557 DTD 09/01/13 3.50% DUE 09/01/28	[REDACTED]	8,562.5280	34.26	346.80	356.09	24.97
31307UZN1	FREDDIE MAC GOLD POOL J37949 DTD 11/1/2017 3.00000% DUE 11/1/2032	[REDACTED]	3,316.8908	11.01	111.42	114.14	8.29
3620A9P96	GOVERNMENT NATL MTG ASSN POOL 723248 DTD 10/01/09 5.00% DUE 10/15/39	[REDACTED]	8,900.5021	44.63	475.80	483.34	37.09
36241LX84	GOVERNMENT NATL MTG ASSN POOL 783403 DTD 09/01/11 3.50% DUE 09/15/41	[REDACTED]	8,751.9168	31.21	329.35	335.03	25.53
Total Government Mortgage Back				186.02	1,901.48	1,944.56	142.94
Treasuries							



Schedule of Net Income With Accruals (Continued)

Base Currency: USD

Asset Number	Description	Portfolio Number	Units/Par	Prior Period Accrued Income	Income Earned This Period	Income Received This Period	Income Accrued/Receivable To Date
91282CDV0	UNITED STATES TREAS NTS DTD 1/31/2022 0.87500% DUE 1/31/2024	██████████	55,000.0000	0.00	412.06	210.67	201.39
91282CFU0	UNITED STATES TREAS NTS DTD 10/31/2022 4.12500% DUE 10/31/2027	██████████	115,000.0000	0.00	251.83	-560.64	812.47
912828N30	UNITED STATES TREAS NTS DTD 12/31/2015 2.12500% DUE 12/31/2022	██████████	0.0000	26.71	7,566.64	7,593.35	0.00
91282CBC4	UNITED STATES TREAS NTS DTD 12/31/2020 0.37500% DUE 12/31/2025	██████████	360,000.0000	3.37	1,301.60	626.24	678.73
91282CCU3	UNITED STATES TREAS NTS DTD 8/31/2021 0.12500% DUE 8/31/2023	██████████	625,000.0000	397.12	1,083.44	1,215.11	265.45
91282CCX7	UNITED STATES TREAS NTS DTD 9/15/2021 0.37500% DUE 9/15/2024	██████████	855,000.0000	906.22	3,065.93	3,015.59	956.56
Total Treasuries				1,333.42	13,681.50	12,100.32	2,914.60
Mutual Funds							
543495840	LOOMIS SAYLES BOND FUND OPEN-END FUND INSTL CL	██████████	93,467.6990	0.00	52,932.40	52,932.40	0.00
Total Mutual Funds				0.00	52,932.40	52,932.40	0.00
Non-US Corporate Bonds							
00217GAA1	APTIV PLC FGN SR NT DTD 2/18/2022 2.39600% DUE 2/18/2025	██████████	40,000.0000	0.00	833.28	479.20	354.08
03938LBE3	ARCELORMITTAL S A FGN SR NT DTD 11/29/2022 6.55000% DUE 11/29/2027	██████████	40,000.0000	0.00	232.89	0.00	232.89



Schedule of Net Income With Accruals (Continued)

Base Currency: USD

Asset Number	Description	Portfolio Number	Units/Par	Prior Period Accrued Income	Income Earned This Period	Income Received This Period	Income Accrued/Receivable To Date
13645RBD5	CANADIAN PACIFIC RAILWAY CO FGN SR NT DTD 12/2/2021 1.35000% DUE 12/2/2024	[REDACTED]	45,000.0000	54.38	667.69	673.13	48.94
279158AC3	ECOPETROL S A FGN SR NT DTD 09/18/13 5.875% DUE 09/18/23	[REDACTED]	20,000.0000	336.18	1,175.00	1,175.00	336.18
29446MAJ1	EQUINOR ASA FGN SR NT DTD 5/22/2020 1.75000% DUE 1/22/2026	[REDACTED]	45,000.0000	0.00	39.37	-308.44	347.81
456837AG8	ING GROEP N V FGN SR NT DTD 3/29/2017 3.15000% DUE 3/29/2022	[REDACTED]	0.0000	241.50	231.00	472.50	0.00
500769HJ6	KREDITANSTALT FUR WIEDERAUFBAU FGN SR NT DTD 4/12/2017 2.12500% DUE 6/15/2022	[REDACTED]	0.0000	14.17	145.21	159.38	0.00
53944YATO	LLOYDS BANKING GROUP PLC FGN SR NT DTD 8/11/2022 4.71600% DUE 8/11/2026	[REDACTED]	60,000.0000	0.00	715.26	-385.14	1,100.40
62954HBE7	NXP B V / NXP FUNDING LLC FGN SR NT DTD 5/16/2022 4.40000% DUE 6/1/2027	[REDACTED]	0.0000	0.00	132.00	132.00	0.00
80281LAF2	SANTANDER UK GROUP HOLDINGS PLC FGN SR NT DTD 1/10/2017 3.57100% DUE 1/10/2023	[REDACTED]	0.0000	254.43	13.40	267.83	0.00



Schedule of Net Income With Accruals (Continued)

Base Currency: USD

Asset Number	Description	Portfolio Number	Units/Par	Prior Period Accrued Income	Income Earned This Period	Income Received This Period	Income Accrued/Receivable To Date
80283LAY9	SANTANDER UK PLC FGN SR NT DTD 1/13/2020 2.10000% DUE 1/13/2023	[REDACTED]	45,000.0000	441.00	945.00	945.00	441.00
82481LAC3	SHIRE ACQUISITIONS INVTS IRELAND DAC FGN SR NT DTD 9/23/2016 2.87500% DUE 9/23/2023	[REDACTED]	16,000.0000	313.06	619.08	806.92	125.22
89352HBB4	TRANSCANADA PIPELINES LTD FGN SR NT DTD 10/12/2021 1.00000% DUE 10/12/2024	[REDACTED]	35,000.0000	76.81	350.00	350.00	76.81
Total Non-US Corporate Bonds				1,731.53	6,099.18	4,767.38	3,063.33
Non-US Other Fixed Income							
298785HK5	EUROPEAN INVESTMENT BANK FGN SR NT DTD 3/14/2017 2.37500% DUE 6/15/2022	[REDACTED]	0.0000	15.83	162.30	178.13	0.00
748149AM3	PROVINCE OF QUEBEC FGN SR NT DTD 1/31/2017 2.37500% DUE 1/31/2022	[REDACTED]	0.0000	99.62	19.13	118.75	0.00
455780CC8	REPUBLIC OF INDONESIA FGN SR NT DTD 12/11/2017 2.95000% DUE 1/11/2023	[REDACTED]	40,000.0000	557.22	1,180.00	1,180.00	557.22
Total Non-US Other Fixed Income				672.67	1,361.43	1,476.88	557.22
Total Fixed Income				12,574.79	121,279.35	117,693.28	16,160.86
Real Assets							
Common/Collective Funds							





Account Statement

TEAMSTERS LOC 73 PENSION CONSOL [REDACTED]
 January 01, 2022 - December 31, 2022

Schedule of Net Income With Accruals (Continued)

Base Currency: USD

Asset Number	Description	Portfolio Number	Units/Par	Prior Period Accrued Income	Income Earned This Period	Income Received This Period	Income Accrued/Receivable To Date
998161723	ARA CORE PROPERTY FUND	[REDACTED]	17.0928	0.00	75,462.90	75,462.90	0.00
Total Common/Collective Funds				0.00	75,462.90	75,462.90	0.00
Total Real Assets				0.00	75,462.90	75,462.90	0.00
Cash and Cash Equivalents							
Money Market Funds							
3140000V3	FEDERATED GOVERNMENT OBLIGATIONS INSTITUTIONAL SHARES	[REDACTED]	164,454.7900	1.12	829.49	599.32	231.29
3140000V3	FEDERATED GOVERNMENT OBLIGATIONS INSTITUTIONAL SHARES	[REDACTED]	8,910.3700	3.39	748.85	674.38	77.86
Total Money Market Funds				4.51	1,578.34	1,273.70	309.15
Total Cash and Cash Equivalents				4.51	1,578.34	1,273.70	309.15
Total				\$12,579.30	\$358,703.62	\$354,812.91	\$16,470.01





Account Statement

TEAMSTERS LOC 73 PENSION CONSOL
January 01, 2022 - December 31, 2022

Summary Schedule of Cash Transactions

Current Period
01/01/2022 - 12/31/2022

Base Currency : USD

Beginning Balance - Trade Date	0.00	0.00	0.00	0.00
Cash Transactions-Receipts				
Total ACI Sales	1,576,826.00	1,707,018.67	0.00	0.00
Total Dividends	599.32	674.38	288,778.33	0.00
Total Sales and Maturities	0.00	2,955,868.15	1,158,000.00	0.00
Total Taxable Interest	0.00	64,760.88	0.00	0.00
Total Transfer from Accounts/Portfolio	1,577,000.00	0.00	0.00	0.00
Total Cash Transactions-Receipts	3,154,425.32	4,728,322.08	1,446,778.33	0.00
Cash Transactions-Disbursements				
Total ACI Purchases	-1,590,154.17	-1,660,897.77	0.00	0.00
Total Fees and Expenses	-14,758.27	0.00	0.00	0.00
Total Other Disbursements	0.00	0.00	-100,000.00	0.00
Total Pension Payments	-1,549,512.88	0.00	0.00	0.00
Total Purchases	0.00	-2,528,424.31	-288,778.33	0.00
Total Transfer To Accounts/Portfolios	0.00	-539,000.00	-1,038,000.00	0.00
Total Cash Transactions-Disbursements	-3,154,425.32	-4,728,322.08	-1,426,778.33	0.00
Ending Cash Balance - Trade Date	0.00	0.00	20,000.00	0.00
Pending Activity				
Plus Current Pending Purch/Other Pay	0.00	0.00	0.00	0.00
Less Current Pending Sales/Other Rec	0.00	0.00	0.00	0.00
Ending Cash Balance - Settle Date	0.00	0.00	20,000.00	0.00





Account Statement

TEAMSTERS LOC 73 PENSION CONSOL

January 01, 2022 - December 31, 2022

Summary Schedule of Cash Transactions

Current Period
01/01/2022 - 12/31/2022

Base Currency : USD

	TOTAL
Beginning Balance - Trade Date	0.00
Cash Transactions-Receipts	
Total ACI Sales	3,283,844.67
Total Dividends	290,052.03
Total Sales and Maturities	4,113,868.15
Total Taxable Interest	64,760.88
Total Transfer from Accounts/Portfolio	1,577,000.00
Total Cash Transactions-Receipts	9,329,525.73
Cash Transactions-Disbursements	
Total ACI Purchases	-3,251,051.94
Total Fees and Expenses	-14,758.27
Total Other Disbursements	-100,000.00
Total Pension Payments	-1,549,512.88
Total Purchases	-2,817,202.64
Total Transfer To Accounts/Portfolios	-1,577,000.00
Total Cash Transactions-Disbursements	-9,309,525.73
Ending Cash Balance - Trade Date	20,000.00
Pending Activity	
Plus Current Pending Purch/Other Pay	0.00
Less Current Pending Sales/Other Rec	0.00
Ending Cash Balance - Settle Date	20,000.00





Account Statement

TEAMSTERS LOC 73 PENSION CONSOL
January 01, 2022 - December 31, 2022

Summary Schedule of Cash Transactions

Year To Date
01/01/2022 - 12/31/2022

Base Currency : USD

Beginning Balance - Trade Date	0.00	0.00	0.00	0.00
Cash Transactions-Receipts				
Total ACI Sales	1,576,826.00	1,707,018.67	0.00	0.00
Total Dividends	599.32	674.38	288,778.33	0.00
Total Sales and Maturities	0.00	2,955,868.15	1,158,000.00	0.00
Total Taxable Interest	0.00	64,760.88	0.00	0.00
Total Transfer from Accounts/Portfolio	1,577,000.00	0.00	0.00	0.00
Total Cash Transactions-Receipts	3,154,425.32	4,728,322.08	1,446,778.33	0.00
Cash Transactions-Disbursements				
Total ACI Purchases	-1,590,154.17	-1,660,897.77	0.00	0.00
Total Fees and Expenses	-14,758.27	0.00	0.00	0.00
Total Other Disbursements	0.00	0.00	-100,000.00	0.00
Total Pension Payments	-1,549,512.88	0.00	0.00	0.00
Total Purchases	0.00	-2,528,424.31	-288,778.33	0.00
Total Transfer To Accounts/Portfolios	0.00	-539,000.00	-1,038,000.00	0.00
Total Cash Transactions-Disbursements	-3,154,425.32	-4,728,322.08	-1,426,778.33	0.00
Ending Cash Balance - Trade Date	0.00	0.00	20,000.00	0.00
Pending Activity				
Plus Current Pending Purch/Other Pay	0.00	0.00	0.00	0.00
Less Current Pending Sales/Other Rec	0.00	0.00	0.00	0.00
Ending Cash Balance - Settle Date	0.00	0.00	20,000.00	0.00





Account Statement

TEAMSTERS LOC 73 PENSION CONSOL

January 01, 2022 - December 31, 2022

Summary Schedule of Cash Transactions

Year To Date
01/01/2022 - 12/31/2022

Base Currency : USD

	TOTAL
Beginning Balance - Trade Date	0.00
Cash Transactions-Receipts	
Total ACI Sales	3,283,844.67
Total Dividends	290,052.03
Total Sales and Maturities	4,113,868.15
Total Taxable Interest	64,760.88
Total Transfer from Accounts/Portfolio	1,577,000.00
Total Cash Transactions-Receipts	9,329,525.73
Cash Transactions-Disbursements	
Total ACI Purchases	-3,251,051.94
Total Fees and Expenses	-14,758.27
Total Other Disbursements	-100,000.00
Total Pension Payments	-1,549,512.88
Total Purchases	-2,817,202.64
Total Transfer To Accounts/Portfolios	-1,577,000.00
Total Cash Transactions-Disbursements	-9,309,525.73
Ending Cash Balance - Trade Date	20,000.00
Pending Activity	
Plus Current Pending Purch/Other Pay	0.00
Less Current Pending Sales/Other Rec	0.00
Ending Cash Balance - Settle Date	20,000.00





Account Statement

TEAMSTERS LOC 73 PENSION CONSOL [REDACTED]

January 01, 2022 - December 31, 2022

Detail Schedule of Cash Receipts

Base Currency: USD

Transaction Date	Transaction Description	Portfolio Name	Portfolio Number	Income Cash	Principal Cash
Transfer from Accounts/Portfolio					
01/27/22	EB-TRANSFER FROM ANOTHER ACCOUNT TRANSFERRED FROM PORTFOLIO [REDACTED] TRANSFER SALE PROCEEDS TO CASH ACCOUNT TO FUND FEB AND MARCH PENSION P MTS PER AUTH DTD 1/26/22	TEAMSTERS LOC 73 CASH PP PRI USD	[REDACTED]	0.00	270,000.00
03/23/22	EB-TRANSFER FROM ANOTHER ACCOUNT TRANSFERRED FROM PORTFOLIO [REDACTED] TRANSFER SALE PROCEEDS TO CASH ACCOUNT TO FUND APRIL PENSION PMTS PER AUTH DTD 3/21/22	TEAMSTERS LOC 73 CASH PP PRI USD	[REDACTED]	0.00	130,000.00
04/27/22	EB-TRANSFER FROM ANOTHER ACCOUNT TRANSFERRED FROM PORTFOLIO [REDACTED] TRANSFER SALE PROCEEDS TO CASH ACCOUNT TO FUND FEB AND MARCH PENSION P MTS PER AUTH DTD 4/26/22	TEAMSTERS LOC 73 CASH PP PRI USD	[REDACTED]	0.00	128,000.00
05/27/22	EB-TRANSFER FROM ANOTHER ACCOUNT TRANSFERRED FROM PORTFOLIO [REDACTED] TRANSFER SALE PROCEEDS TO CASH ACCOUNT TO FUND JUNE PENSION PMTS PER A UTH DTD 5/26/22	TEAMSTERS LOC 73 CASH PP PRI USD	[REDACTED]	0.00	127,000.00
06/30/22	EB-TRANSFER FROM ANOTHER ACCOUNT TRANSFERRED FROM PORTFOLIO [REDACTED] TRANSFER SALE PROCEEDS TO CASH ACCOUNT TO FUND JUNE PENSION PMTS PER A UTH DTD 6/28/22	TEAMSTERS LOC 73 CASH PP PRI USD	[REDACTED]	0.00	127,000.00





Account Statement

TEAMSTERS LOC 73 PENSION CONSOL [REDACTED]

January 01, 2022 - December 31, 2022

Detail Schedule of Cash Receipts (Continued)

Base Currency: USD

Transaction Date	Transaction Description	Portfolio Name	Portfolio Number	Income Cash	Principal Cash
07/27/22	EB-TRANSFER FROM ANOTHER ACCOUNT TRANSFERRED FROM PORTFOLIO [REDACTED] TRANSFER SALE PROCEEDS TO CASH ACCOUNT TO FUND JUNE PENSION PMTS PER A UTH DTD 7/26/22	TEAMSTERS LOC 73 CASH PP PRI USD	[REDACTED]	0.00	128,000.00
08/22/22	EB-TRANSFER FROM ANOTHER ACCOUNT TRANSFERRED FROM PORTFOLIO [REDACTED] RANSFER PROCEEDS TO COVER SEPTEMBER 2022 PENSION PYMTS LOD 8.19.22	TEAMSTERS LOC 73 CASH PP PRI USD	[REDACTED]	0.00	128,000.00
09/28/22	EB-TRANSFER FROM ANOTHER ACCOUNT TRANSFERRED FROM PORTFOLIO [REDACTED] TRANSFER PROCEEDS TO COVER OCTOBER 2022 PENSION PYMTS LOD 9.22.22	TEAMSTERS LOC 73 CASH PP PRI USD	[REDACTED]	0.00	128,000.00
10/27/22	EB-TRANSFER FROM ANOTHER ACCOUNT TRANSFERRED FROM PORTFOLIO [REDACTED] TRANSFER PROCEEDS TO COVER NOVEMBER 2022 PENSION PYMTS LOD 10.21.22	TEAMSTERS LOC 73 CASH PP PRI USD	[REDACTED]	0.00	130,000.00
11/28/22	EB-TRANSFER FROM ANOTHER ACCOUNT TRANSFERRED FROM PORTFOLIO [REDACTED] TRANSFER PROCEEDS TO COVER NOVEMBER 2022 PENSION PYMTS LOD 11.22.22	TEAMSTERS LOC 73 CASH PP PRI USD	[REDACTED]	0.00	146,000.00
12/23/22	EB-TRANSFER FROM ANOTHER ACCOUNT TRANSFERRED FROM PORTFOLIO [REDACTED] TRANSFER PROCEEDS TO COVER NOVEMBER 2022 PENSION PYMTS LOD 12.20.22	TEAMSTERS LOC 73 CASH PP PRI USD	[REDACTED]	0.00	135,000.00
Total Transfer from Accounts/Portfolio				0.00	1,577,000.00
Total Cash Receipts				\$0.00	\$1,577,000.00





Account Statement

TEAMSTERS LOC 73 PENSION CONSOL [REDACTED]

January 01, 2022 - December 31, 2022

Detail Schedule of Income Received

Base Currency: USD

Asset Number	Description	Portfolio Number	Ex-Date	Payable Date	Unit/Par	Income Rate	Income Received This Period
Equity							
Mutual Funds							
922908686	DIVIDEND RECEIVABLE 30,529.485 SHARES @ 0.2669 VANGUARD SMALL CAP INDEX FD \$1.065 CASH: 8,148.32 REC DT 03/21/2022 PAY DT 03/23/2022	[REDACTED]	03/22/22	03/23/22	30,529.4850	1.35%	8,148.32
922908710	DIVIDEND RECEIVABLE 16,044.358 SHARES @ 1.3719999 VANGUARD 500 INDEX FUND \$5.581 CASH: 22,012.86 REC DT 03/22/2022 PAY DT 03/24/2022	[REDACTED]	03/23/22	03/24/22	16,044.3580	5.95%	22,012.86
922908686	DIVIDEND RECEIVABLE 30,608.958 SHARES @ 0.2822 VANGUARD SMALL CAP INDEX FD \$1.065 CASH: 8,637.85 REC DT 06/21/2022 PAY DT 06/23/2022	[REDACTED]	06/22/22	06/23/22	30,608.9580	1.35%	8,637.85
922908710	DIVIDEND RECEIVABLE 15,427.643 SHARES @ 1.43289996 VANGUARD 500 INDEX FUND \$5.581 CASH: 22,106.27 REC DT 06/27/2022 PAY DT 06/29/2022	[REDACTED]	06/28/22	06/29/22	15,427.6430	5.95%	22,106.27
922908686	DIVIDEND RECEIVABLE 30,712.554 SHARES @ 0.3189 VANGUARD SMALL CAP INDEX FD \$1.065 CASH: 9,794.23 REC DT 09/21/2022 PAY DT 09/23/2022	[REDACTED]	09/22/22	09/23/22	30,712.5540	1.35%	9,794.23





Account Statement

TEAMSTERS LOC 73 PENSION CONSOL [REDACTED]

January 01, 2022 - December 31, 2022

Detail Schedule of Income Received (Continued)

Base Currency: USD

Asset Number	Description	Portfolio Number	Ex-Date	Payable Date	Unit/Par	Income Rate	Income Received This Period
922908710	DIVIDEND RECEIVABLE 14,179.832 SHARES @ 1.47129997 VANGUARD 500 INDEX FUND \$5.581 CASH: 20,862.79 REC DT 09/26/2022 PAY DT 09/28/2022	[REDACTED]	09/27/22	09/28/22	14,179.8320	5.95%	20,862.79
922908710	DIVIDEND RECEIVABLE 14,241.844 SHARES @ 1.67649974 VANGUARD 500 INDEX FUND \$5.581 CASH: 23,876.45 REC DT 12/16/2022 PAY DT 12/20/2022	[REDACTED]	12/19/22	12/20/22	14,241.8440	5.95%	23,876.45
922908686	DIVIDEND RECEIVABLE 30,827.889 SHARES @ 0.4835 VANGUARD SMALL CAP INDEX FD \$1.065 CASH: 14,905.28 REC DT 12/20/2022 PAY DT 12/22/2022	[REDACTED]	12/21/22	12/22/22	30,827.8890	1.35%	14,905.28
Total Mutual Funds							130,344.05
Non-US Mutual Funds							
298706821	MUTUAL FUNDS - LONG TERM CASH 30,202.798 SHARES @ 0.26770003 AMERICAN EUROPACIFIC GROWTH FUND \$0.802 REC DT 06/13/2022 PAY DT 06/14/2022	[REDACTED]	06/13/22	06/14/22	30,202.7980	0.72%	8,085.29
298706821	DIVIDEND RECEIVABLE 30,368.923 SHARES @ 0.7229 AMERICAN EUROPACIFIC GROWTH FUND \$0.802 CASH: 21,953.69 REC DT 12/15/2022 PAY DT 12/16/2022	[REDACTED]	12/15/22	12/16/22	30,368.9230	0.72%	21,953.69
Total Non-US Mutual Funds							30,038.98





Account Statement

TEAMSTERS LOC 73 PENSION CONSOL [REDACTED]
 January 01, 2022 - December 31, 2022

Detail Schedule of Income Received (Continued)

Base Currency: USD

Asset Number	Description	Portfolio Number	Ex-Date	Payable Date	Unit/Par	Income Rate	Income Received This Period
Total Equity							160,383.03
Fixed Income							
Corporate Bonds							
02665WDC2	CORPORATE BOND INTEREST 30,000 PAR VALUE AMERICAN HONDA FINANCE CORP DTD 9/10/2019 2.05000% 1/10/2023	[REDACTED]	01/10/22	01/10/22	30,000.0000	2.05%	307.50
86765BAL3	CORPORATE BOND INTEREST 35,000 PAR VALUE SUNOCO LOGISTICS PARTNERS DTD 1/10/2013 3.45000% 1/15/2023	[REDACTED]	01/15/22	01/15/22	35,000.0000	3.45%	603.75
723787AS6	CORPORATE BOND INTEREST 45,000 PAR VALUE PIONEER NATURAL RESOURCE CO DTD 1/29/2021 0.75000% 1/15/2024	[REDACTED]	01/15/22	01/15/22	45,000.0000	0.75%	168.75
573284AY2	CORPORATE BOND INTEREST 30,000 PAR VALUE MARTIN MARIETTA MATERIALS INC DTD 7/2/2021 0.65000% 7/15/2023	[REDACTED]	01/15/22	01/15/22	30,000.0000	0.65%	104.54
02377UAB0	CORPORATE BOND INTEREST 75,000 PAR VALUE @ 0.18225497 AMERICAN AIRLINES INC DTD 7/31/2013 4.95000% 7/15/2024 @ 0.18225497% PER SHARE POOL # REC DT: 01/15/2022 PAY DT: 01/15/2022	[REDACTED]	01/15/22	01/15/22	75,000.0000	4.95%	338.31





Account Statement

TEAMSTERS LOC 73 PENSION CONSOL

January 01, 2022 - December 31, 2022

Detail Schedule of Income Received (Continued)

Base Currency: USD

Asset Number	Description	Portfolio Number	Ex-Date	Payable Date	Unit/Par	Income Rate	Income Received This Period
38141GWQ3	ACCRUED INTEREST RECEIVED GOLDMAN SACHS GROUP INC DTD 9/29/2017 3.27200% 9/29/2025		01/19/22	01/19/22	0.0000	3.27%	101.80
38141GYL2	ACCRUED INTEREST RECEIVED GOLDMAN SACHS GROUP INC DTD 10/21/2021 0.92500% 10/21/2024		01/19/22	01/19/22	0.0000	0.93%	57.81
38141GXL3	ACCRUED INTEREST RECEIVED GOLDMAN SACHS GROUP INC DTD 11/19/2020 0.62700% 11/17/2023		01/19/22	01/19/22	0.0000	0.63%	33.44
06051GGE3	CORPORATE BOND INTEREST 30,000 PAR VALUE BANK OF AMERICA CORP DTD 1/20/2017 3.12400% 1/20/2023		01/20/22	01/20/22	30,000.0000	3.12%	468.60
436106AB4	ACCRUED INTEREST RECEIVED HOLLYFRONTIER CORP DTD 9/28/2020 2.62500% 10/1/2023		01/20/22	01/20/22	0.0000	2.63%	247.19
928563AE5	ACCRUED INTEREST PAID VMWARE INC DTD 4/7/2020 4.65000% 5/15/2027		01/21/22	01/21/22	0.0000	4.65%	-316.46
46647PAU0	CORPORATE BOND INTEREST 10,000 PAR VALUE JPMORGAN CHASE & CO DTD 7/23/2018 3.79700% 7/23/2024		01/23/22	01/23/22	10,000.0000	3.80%	189.85
373334KM2	CORPORATE BOND INTEREST 20,000 PAR VALUE GEORGIA POWER CO DTD 1/10/2020 2.10000% 7/30/2023		01/30/22	01/30/22	20,000.0000	2.10%	210.00





Account Statement

TEAMSTERS LOC 73 PENSION CONSOL [REDACTED]
 January 01, 2022 - December 31, 2022

Detail Schedule of Income Received (Continued)

Base Currency: USD

Asset Number	Description	Portfolio Number	Ex-Date	Payable Date	Unit/Par	Income Rate	Income Received This Period
48128BAG6	CORPORATE BOND INTEREST 10,000 PAR VALUE JPMORGAN CHASE & CO DTD 1/23/2020 4.60000% 1/23/2060	[REDACTED]	02/01/22	02/01/22	10,000.0000	4.60%	230.00
86787EAT4	CORPORATE BOND INTEREST 15,000 PAR VALUE SUNTRUST BANK DTD 7/31/2017 2.45000% 8/1/2022	[REDACTED]	02/01/22	02/01/22	15,000.0000	2.45%	183.75
95000U2R3	ACCRUED INTEREST RECEIVED WELLS FARGO & CO DTD 6/2/2020 1.65400% 6/2/2024	[REDACTED]	02/01/22	02/01/22	0.0000	1.65%	84.08
03073EAS4	ACCRUED INTEREST RECEIVED AMERISOURCEBERGEN CORP DTD 3/30/2021 0.73700% 3/15/2023	[REDACTED]	02/02/22	02/02/22	0.0000	0.74%	42.68
444859BP6	CORPORATE BOND INTEREST 50,000 PAR VALUE HUMANA INC DTD 8/3/2021 0.65000% 8/3/2023	[REDACTED]	02/03/22	02/03/22	50,000.0000	0.65%	162.50
693476BN2	CORPORATE BOND INTEREST 15,000 PAR VALUE PNC FUNDING CORP DTD 3/8/2012 3.30000% 3/8/2022	[REDACTED]	02/07/22	02/07/22	15,000.0000	3.30%	204.88
40434LAA3	ACCRUED INTEREST RECEIVED HP INC DTD 6/17/2020 2.20000% 6/17/2025	[REDACTED]	02/09/22	02/09/22	0.0000	2.20%	82.50





Account Statement

TEAMSTERS LOC 73 PENSION CONSOL [REDACTED]

January 01, 2022 - December 31, 2022

Detail Schedule of Income Received (Continued)

Base Currency: USD

Asset Number	Description	Portfolio Number	Ex-Date	Payable Date	Unit/Par	Income Rate	Income Received This Period
723787AS6	CORPORATE BOND INTEREST 45,000 PAR VALUE PIONEER NATURAL RESOURCE CO DTD 1/29/2021 0.75000% 1/15/2024	[REDACTED]	02/14/22	02/14/22	45,000.0000	0.75%	27.19
87264ABZ7	CORPORATE BOND INTEREST 45,000 PAR VALUE T-MOBILE USA INC DTD 2/15/2021 1.50000% 2/15/2026	[REDACTED]	02/15/22	02/15/22	45,000.0000	1.50%	337.50
928563AH8	CORPORATE BOND INTEREST 30,000 PAR VALUE VMWARE INC DTD 8/2/2021 1.00000% 8/15/2024	[REDACTED]	02/15/22	02/15/22	30,000.0000	1.00%	160.83
438516CC8	CORPORATE BOND INTEREST 8,000 PAR VALUE HONEYWELL INTERNATIONAL INC DTD 8/19/2020 0.48300% 8/19/2022	[REDACTED]	02/19/22	02/19/22	8,000.0000	0.48%	19.32
05724BAB5	ACCRUED INTEREST RECEIVED BAKER HUGHES HLDGS LLC/CO DTD 12/9/2021 1.23100% 12/15/2023	[REDACTED]	02/22/22	02/22/22	0.0000	1.23%	102.58
008117AP8	ACCRUED INTEREST RECEIVED AETNA INC DTD 11/7/2012 2.75000% 11/15/2022	[REDACTED]	02/25/22	02/25/22	0.0000	2.75%	323.89
00817YAQ1	ACCRUED INTEREST PAID AETNA INC DTD 11/10/2014 3.50000% 11/15/2024	[REDACTED]	02/25/22	02/25/22	0.0000	3.50%	-463.75





Account Statement

TEAMSTERS LOC 73 PENSION CONSOL [REDACTED]

January 01, 2022 - December 31, 2022

Detail Schedule of Income Received (Continued)

Base Currency: USD

Asset Number	Description	Portfolio Number	Ex-Date	Payable Date	Unit/Par	Income Rate	Income Received This Period
142339AK6	CORPORATE BOND INTEREST 30,000 PAR VALUE CARLISLE COS INC DTD 9/28/2021 0.55000% 9/1/2023	[REDACTED]	03/01/22	03/01/22	30,000.0000	0.55%	70.13
05531FAX1	CORPORATE BOND INTEREST 20,000 PAR VALUE BB&T CORP DTD 3/21/2017 2.75000% 4/1/2022	[REDACTED]	03/01/22	03/01/22	20,000.0000	2.75%	229.17
907818EZ7	CORPORATE BOND INTEREST 40,000 PAR VALUE UNION PACIFIC CORP DTD 2/19/2019 2.95000% 3/1/2022	[REDACTED]	03/01/22	03/01/22	40,000.0000	2.95%	590.00
90520EAH4	CORPORATE BOND INTEREST 55,000 PAR VALUE MUFG UNION BANK N A DTD 3/7/2019 3.15000% 4/1/2022	[REDACTED]	03/01/22	03/01/22	55,000.0000	3.15%	721.88
92343VGG3	ACCRUED INTEREST RECEIVED VERIZON COMMUNICATIONS INC DTD 3/22/2021 1.45000% 3/20/2026	[REDACTED]	03/02/22	03/02/22	0.0000	1.45%	198.17
24422ETV1	CORPORATE BOND INTEREST 10,000 PAR VALUE JOHN DEERE CAPITAL CORP DTD 9/8/2017 2.15000% 9/8/2022	[REDACTED]	03/08/22	03/08/22	10,000.0000	2.15%	107.50
049560AU9	CORPORATE BOND INTEREST 30,000 PAR VALUE ATMOS ENERGY CORP DTD 3/9/2021 0.62500% 3/9/2023	[REDACTED]	03/09/22	03/09/22	30,000.0000	0.63%	93.75



Detail Schedule of Income Received (Continued)

Base Currency: USD

Asset Number	Description	Portfolio Number	Ex-Date	Payable Date	Unit/Par	Income Rate	Income Received This Period
037833DL1	CORPORATE BOND INTEREST 10,000 PAR VALUE APPLE INC DTD 9/11/2019 1.70000% 9/11/2022	[REDACTED]	03/11/22	03/11/22	10,000.0000	1.70%	85.00
948741AH6	CORPORATE BOND INTEREST 30,000 PAR VALUE WEINGARTEN REALTY INVESTORS DTD 10/9/2012 3.37500% 10/15/2022	[REDACTED]	03/15/22	03/15/22	30,000.0000	3.38%	506.25
03027XBRO	CORPORATE BOND INTEREST 25,000 PAR VALUE AMERICAN TOWER CORP DTD 9/27/2021 1.45000% 9/15/2026	[REDACTED]	03/15/22	03/15/22	25,000.0000	1.45%	169.17
670346AL9	CORPORATE BOND INTEREST 5,000 PAR VALUE NUCOR CORP DTD 9/21/2010 4.12500% 9/15/2022	[REDACTED]	03/15/22	03/15/22	5,000.0000	4.13%	103.13
29278NAL7	CORPORATE BOND INTEREST 25,000 PAR VALUE ENERGY TRANSFER OPERATING L P DTD 3/15/2019 4.25000% 3/15/2023	[REDACTED]	03/15/22	03/15/22	25,000.0000	4.25%	531.25
959802AZ2	CORPORATE BOND INTEREST 30,000 PAR VALUE WESTERN UNION CO DTD 3/9/2021 1.35000% 3/15/2026	[REDACTED]	03/15/22	03/15/22	30,000.0000	1.35%	202.50
882508BK9	CORPORATE BOND INTEREST 15,000 PAR VALUE TEXAS INSTRUMENTS INC DTD 9/15/2021 1.12500% 9/15/2026	[REDACTED]	03/15/22	03/15/22	15,000.0000	1.13%	84.38





Account Statement

TEAMSTERS LOC 73 PENSION CONSOL [REDACTED]

January 01, 2022 - December 31, 2022

Detail Schedule of Income Received (Continued)

Base Currency: USD

Asset Number	Description	Portfolio Number	Ex-Date	Payable Date	Unit/Par	Income Rate	Income Received This Period
693475BC8	CORPORATE BOND INTEREST 35,000 PAR VALUE PNC FINANCIAL SERVICES GROUP INC DTD 9/13/2021 3.40000%	[REDACTED]	03/15/22	03/15/22	35,000.0000	3.40%	297.50
46647PBS4	CORPORATE BOND INTEREST 30,000 PAR VALUE JPMORGAN CHASE & CO DTD 9/16/2020 0.65300% 9/16/2024	[REDACTED]	03/16/22	03/16/22	30,000.0000	0.65%	97.95
025537AK7	CORPORATE BOND INTEREST 45,000 PAR VALUE AMERICAN ELECTRIC POWER INC DTD 3/19/2019 2.03100% 3/15/2024	[REDACTED]	03/15/22	03/15/22	45,000.0000	2.03%	175.17
86765BAL3	ACCRUED INTEREST RECEIVED SUNOCO LOGISTICS PARTNERS DTD 1/10/2013 3.45000% 1/15/2023	[REDACTED]	03/23/22	03/23/22	0.0000	3.45%	234.79
785592AM8	ACCRUED INTEREST PAID SABINE PASS LIQUEFACTION LLC DTD 9/1/2015 5.62500% 3/1/2025	[REDACTED]	03/23/22	03/23/22	0.0000	5.63%	-168.75
29278NAL7	ACCRUED INTEREST RECEIVED ENERGY TRANSFER OPERATING L P DTD 3/15/2019 4.25000% 3/15/2023	[REDACTED]	03/23/22	03/23/22	0.0000	4.25%	29.51
89236TGW9	CORPORATE BOND INTEREST 25,000 PAR VALUE TOYOTA MOTOR CREDIT CORP DTD 4/1/2020 2.90000% 3/30/2023	[REDACTED]	03/30/22	03/30/22	25,000.0000	2.90%	362.50



Detail Schedule of Income Received (Continued)

Base Currency: USD

Asset Number	Description	Portfolio Number	Ex-Date	Payable Date	Unit/Par	Income Rate	Income Received This Period
404121AF2	CORPORATE BOND INTEREST 35,000 PAR VALUE HCA INC DTD 10/23/2012 4.75000% 5/1/2023	[REDACTED]	04/01/22	04/01/22	35,000.0000	4.75%	692.71
74762EAG7	CORPORATE BOND INTEREST 35,000 PAR VALUE QUANTA SERVICES INC DTD 9/23/2021 0.95000% 10/1/2024	[REDACTED]	04/01/22	04/01/22	35,000.0000	0.95%	173.64
24422EVE6	CORPORATE BOND INTEREST 30,000 PAR VALUE JOHN DEERE CAPITAL CORP DTD 3/9/2020 1.20000% 4/6/2023	[REDACTED]	04/06/22	04/06/22	30,000.0000	1.20%	180.00
928563AE5	ACCRUED INTEREST RECEIVED VMWARE INC DTD 4/7/2020 4.65000% 5/15/2027	[REDACTED]	04/08/22	04/08/22	0.0000	4.65%	664.56
928563AC9	ACCRUED INTEREST PAID VMWARE INC DTD 8/21/2017 3.90000% 8/21/2027	[REDACTED]	04/08/22	04/08/22	0.0000	3.90%	-193.38
84756NAH2	CORPORATE BOND INTEREST 10,000 PAR VALUE SPECTRA ENERGY PARTNERS L P DTD 10/17/2016 3.37500% 10/15/2026	[REDACTED]	04/15/22	04/15/22	10,000.0000	3.38%	168.75
37045XDM5	CORPORATE BOND INTEREST 25,000 PAR VALUE GENERAL MOTORS FINANCIAL CO INC DTD 10/15/2021 1.20000% 10/15/2024	[REDACTED]	04/15/22	04/15/22	25,000.0000	1.20%	150.00





Account Statement

TEAMSTERS LOC 73 PENSION CONSOL [REDACTED]

January 01, 2022 - December 31, 2022

Detail Schedule of Income Received (Continued)

Base Currency: USD

Asset Number	Description	Portfolio Number	Ex-Date	Payable Date	Unit/Par	Income Rate	Income Received This Period
63743HEY4	CORPORATE BOND INTEREST 25,000 PAR VALUE NATIONAL RURAL UTILS COOP FIN DTD 10/25/2021 1.00000% 10/18/2024	[REDACTED]	04/18/22	04/18/22	25,000.0000	1.00%	120.14
61747YEG6	ACCRUED INTEREST RECEIVED MORGAN STANLEY DTD 10/19/2021 1.16400% 10/21/2025	[REDACTED]	04/18/22	04/18/22	0.0000	1.16%	146.31
6174468Q5	ACCRUED INTEREST RECEIVED MORGAN STANLEY DTD 4/28/2020 2.18800% 4/28/2026	[REDACTED]	04/18/22	04/18/22	0.0000	2.19%	365.88
025816CD9	CORPORATE BOND INTEREST 45,000 PAR VALUE AMERICAN EXPRESS CO DTD 5/20/2019 2.75000% 5/20/2022	[REDACTED]	04/19/22	04/19/22	45,000.0000	2.75%	512.19
06051GJH3	CORPORATE BOND INTEREST 45,000 PAR VALUE BANK OF AMERICA CORP DTD 10/21/2020 0.81000% 10/24/2024	[REDACTED]	04/24/22	04/24/22	45,000.0000	0.81%	182.25
097023CG8	CORPORATE BOND INTEREST 40,000 PAR VALUE BOEING CO DTD 5/2/2019 2.70000% 5/1/2022	[REDACTED]	05/01/22	05/01/22	40,000.0000	2.70%	540.00
718172CQ0	CORPORATE BOND INTEREST 35,000 PAR VALUE PHILIP MORRIS INTL INC DTD 5/1/2020 1.12500% 5/1/2023	[REDACTED]	05/01/22	05/01/22	35,000.0000	1.13%	196.88



Detail Schedule of Income Received (Continued)

Base Currency: USD

Asset Number	Description	Portfolio Number	Ex-Date	Payable Date	Unit/Par	Income Rate	Income Received This Period
025537AQ4	CORPORATE BOND INTEREST 30,000 PAR VALUE AMERICAN ELECTRIC POWER INC DTD 11/20/2020 0.75000% 11/1/2023	[REDACTED]	05/01/22	05/01/22	30,000.0000	0.75%	112.50
172967ND9	CORPORATE BOND INTEREST 50,000 PAR VALUE CITIGROUP INC DTD 11/3/2021 1.28100% 11/3/2025	[REDACTED]	05/03/22	05/03/22	50,000.0000	1.28%	320.25
74460DAG4	CORPORATE BOND INTEREST 90,000 PAR VALUE PUBLIC STORAGE DTD 11/9/2021 1.50000% 11/9/2026	[REDACTED]	05/09/22	05/09/22	90,000.0000	1.50%	675.00
037833DT4	CORPORATE BOND INTEREST 20,000 PAR VALUE APPLE INC DTD 5/11/2020 1.12500% 5/11/2025	[REDACTED]	05/11/22	05/11/22	20,000.0000	1.13%	112.50
87264ABZ7	ACCRUED INTEREST RECEIVED T-MOBILE USA INC DTD 2/15/2021 1.50000% 2/15/2026	[REDACTED]	05/12/22	05/12/22	0.0000	1.50%	170.63
00817YAQ1	CORPORATE BOND INTEREST 45,000 PAR VALUE AETNA INC DTD 11/10/2014 3.50000% 11/15/2024	[REDACTED]	05/15/22	05/15/22	45,000.0000	3.50%	787.50
68389XBBO	CORPORATE BOND INTEREST 15,000 PAR VALUE ORACLE CORP DTD 5/5/2015 2.50000% 5/15/2022	[REDACTED]	05/15/22	05/15/22	15,000.0000	2.50%	187.50





Account Statement

TEAMSTERS LOC 73 PENSION CONSOL [REDACTED]

January 01, 2022 - December 31, 2022

Detail Schedule of Income Received (Continued)

Base Currency: USD

Asset Number	Description	Portfolio Number	Ex-Date	Payable Date	Unit/Par	Income Rate	Income Received This Period
744573ALO	CORPORATE BOND INTEREST 40,000 PAR VALUE PUBLIC SVC ENTERPRISE GROUP INC DTD 11/6/2017 2.65000% 11/15/2022	[REDACTED]	05/15/22	05/15/22	40,000.0000	2.65%	530.00
694308JE8	CORPORATE BOND INTEREST 35,000 PAR VALUE PACIFIC GAS & ELECTRIC CO DTD 6/19/2020 1.75000% 6/16/2022	[REDACTED]	05/16/22	05/16/22	35,000.0000	1.75%	255.21
29364WBF4	CORPORATE BOND INTEREST 40,000 PAR VALUE ENTERGY LOUISIANA LLC DTD 11/24/2020 0.62000% 11/17/2023	[REDACTED]	05/17/22	05/17/22	40,000.0000	0.62%	124.00
437076CM2	ACCRUED INTEREST RECEIVED HOME DEPOT INC DTD 3/28/2022 2.70000% 4/15/2025	[REDACTED]	05/17/22	05/17/22	0.0000	2.70%	57.37
023135CD6	ACCRUED INTEREST RECEIVED AMAZON.COM INC DTD 4/13/2022 2.73000% 4/13/2024	[REDACTED]	05/17/22	05/17/22	0.0000	2.73%	81.90
29364WBF4	CORPORATE BOND INTEREST 16,000 PAR VALUE ENTERGY LOUISIANA LLC DTD 11/24/2020 0.62000% 11/17/2023	[REDACTED]	05/23/22	05/23/22	16,000.0000	0.62%	1.65
670837AC7	CORPORATE BOND INTEREST 30,000 PAR VALUE OGE ENERGY CORP DTD 5/27/2021 0.70300% 5/26/2023	[REDACTED]	05/26/22	05/26/22	30,000.0000	0.70%	105.45



Detail Schedule of Income Received (Continued)

Base Currency: USD

Asset Number	Description	Portfolio Number	Ex-Date	Payable Date	Unit/Par	Income Rate	Income Received This Period
46647PCH7	CORPORATE BOND INTEREST 25,000 PAR VALUE JPMORGAN CHASE & CO DTD 6/1/2021 0.82400% 6/1/2025	[REDACTED]	06/01/22	06/01/22	25,000.0000	0.82%	103.00
16412XAG0	ACCRUED INTEREST PAID CHENIERE CORP CHRISTI HLDGS DTD 5/19/2017 5.12500% 6/30/2027	[REDACTED]	06/08/22	06/08/22	0.0000	5.13%	-1,025.00
731572AA1	CORPORATE BOND INTEREST 10,000 PAR VALUE RALPH LAUREN CORP DTD 6/3/2020 1.70000% 6/15/2022	[REDACTED]	06/15/22	06/15/22	10,000.0000	1.70%	85.00
693475BC8	CORPORATE BOND INTEREST 35,000 PAR VALUE PNC FINANCIAL SERVICES GROUP INC DTD 9/13/2021 3.40000%	[REDACTED]	06/15/22	06/15/22	35,000.0000	3.40%	297.50
89236TGW9	ACCRUED INTEREST RECEIVED TOYOTA MOTOR CREDIT CORP DTD 4/1/2020 2.90000% 3/30/2023	[REDACTED]	06/27/22	06/27/22	0.0000	2.90%	179.24
38141GZP2	ACCRUED INTEREST RECEIVED GOLDMAN SACHS GROUP INC DTD 3/15/2022 3.00000% 3/15/2024	[REDACTED]	06/29/22	06/29/22	0.0000	3.00%	353.33
38143U8H7	ACCRUED INTEREST PAID GOLDMAN SACHS GROUP INC DTD 2/25/2016 3.75000% 2/25/2026	[REDACTED]	06/29/22	06/29/22	0.0000	3.75%	-656.25





Account Statement

TEAMSTERS LOC 73 PENSION CONSOL [REDACTED]

January 01, 2022 - December 31, 2022

Detail Schedule of Income Received (Continued)

Base Currency: USD

Asset Number	Description	Portfolio Number	Ex-Date	Payable Date	Unit/Par	Income Rate	Income Received This Period
16412XAGO	CORPORATE BOND INTEREST 45,000 PAR VALUE CHENIERE CORP CHRISTI HLDGS DTD 5/19/2017 5.12500% 6/30/2027	[REDACTED]	06/30/22	06/30/22	45,000.0000	5.13%	1,153.13
86787EAT4	CORPORATE BOND INTEREST 15,000 PAR VALUE SUNTRUST BANK DTD 7/31/2017 2.45000% 8/1/2022	[REDACTED]	07/01/22	07/01/22	15,000.0000	2.45%	153.13
26444BAA2	CORPORATE BOND INTEREST 45,000 PAR VALUE @ 1 DUKE ENERGY PROGRESS DTD 11/24/2021 1.29500% 7/1/2030 @ 1% PER SHARE POOL # REC DT: 06/30/2022 PAY DT: 07/01/2022	[REDACTED]	07/01/22	07/01/22	45,000.0000	1.30%	351.27
02665WDC2	CORPORATE BOND INTEREST 30,000 PAR VALUE AMERICAN HONDA FINANCE CORP DTD 9/10/2019 2.05000% 1/10/2023	[REDACTED]	07/10/22	07/10/22	30,000.0000	2.05%	307.50
573284AY2	CORPORATE BOND INTEREST 30,000 PAR VALUE MARTIN MARIETTA MATERIALS INC DTD 7/2/2021 0.65000% 7/15/2023	[REDACTED]	07/15/22	07/15/22	30,000.0000	0.65%	97.50





Account Statement

TEAMSTERS LOC 73 PENSION CONSOL

January 01, 2022 - December 31, 2022

Detail Schedule of Income Received (Continued)

Base Currency: USD

Asset Number	Description	Portfolio Number	Ex-Date	Payable Date	Unit/Par	Income Rate	Income Received This Period
02377UAB0	CORPORATE BOND INTEREST 75,000 PAR VALUE @ 0.17183424 AMERICAN AIRLINES INC DTD 7/31/2013 4.95000% 7/15/2024 @ 0.17183424% PER SHARE POOL # REC DT: 07/15/2022 PAY DT: 07/15/2022		07/15/22	07/15/22	75,000.0000	4.95%	318.97
06051GKG3	ACCRUED INTEREST RECEIVED BANK OF AMERICA CORP DTD 2/4/2022 1.84300% 2/4/2025		07/19/22	07/19/22	0.0000	1.84%	256.48
46647PAU0	CORPORATE BOND INTEREST 10,000 PAR VALUE JPMORGAN CHASE & CO DTD 7/23/2018 3.79700% 7/23/2024		07/23/22	07/23/22	10,000.0000	3.80%	189.85
38141GZH0	CORPORATE BOND INTEREST 45,000 PAR VALUE GOLDMAN SACHS GROUP INC DTD 1/24/2022 1.75700% 1/24/2025		07/24/22	07/24/22	45,000.0000	1.76%	395.33
373334KM2	CORPORATE BOND INTEREST 20,000 PAR VALUE GEORGIA POWER CO DTD 1/10/2020 2.10000% 7/30/2023		07/30/22	07/30/22	20,000.0000	2.10%	210.00
48128BAG6	CORPORATE BOND INTEREST 10,000 PAR VALUE JPMORGAN CHASE & CO DTD 1/23/2020 4.60000% 1/23/2060		08/01/22	08/01/22	10,000.0000	4.60%	230.00





Account Statement

TEAMSTERS LOC 73 PENSION CONSOL [REDACTED]
January 01, 2022 - December 31, 2022

Detail Schedule of Income Received (Continued)

Base Currency: USD

Asset Number	Description	Portfolio Number	Ex-Date	Payable Date	Unit/Par	Income Rate	Income Received This Period
444859BP6	CORPORATE BOND INTEREST 50,000 PAR VALUE HUMANA INC DTD 8/3/2021 0.65000% 8/3/2023	[REDACTED]	08/03/22	08/03/22	50,000.0000	0.65%	162.50
61772BAB9	ACCRUED INTEREST PAID MORGAN STANLEY DTD 4/22/2021 1.59300% 5/4/2027	[REDACTED]	08/12/22	08/12/22	0.0000	1.59%	-112.84
38141GZH0	ACCRUED INTEREST RECEIVED GOLDMAN SACHS GROUP INC DTD 1/24/2022 1.75700% 1/24/2025	[REDACTED]	08/12/22	08/12/22	0.0000	1.76%	48.32
38141GYA6	ACCRUED INTEREST PAID GOLDMAN SACHS GROUP INC DTD 3/8/2021 1.43100% 3/9/2027	[REDACTED]	08/12/22	08/12/22	0.0000	1.43%	-624.08
38143U8H7	ACCRUED INTEREST RECEIVED GOLDMAN SACHS GROUP INC DTD 2/25/2016 3.75000% 2/25/2026	[REDACTED]	08/12/22	08/12/22	0.0000	3.75%	890.63
670346AL9	CORPORATE BOND INTEREST 5,000 PAR VALUE NUCOR CORP DTD 9/21/2010 4.12500% 9/15/2022	[REDACTED]	08/15/22	08/15/22	5,000.0000	4.13%	85.94
928563AH8	CORPORATE BOND INTEREST 30,000 PAR VALUE VMWARE INC DTD 8/2/2021 1.00000% 8/15/2024	[REDACTED]	08/15/22	08/15/22	30,000.0000	1.00%	150.00





Account Statement

TEAMSTERS LOC 73 PENSION CONSOL [REDACTED]

January 01, 2022 - December 31, 2022

Detail Schedule of Income Received (Continued)

Base Currency: USD

Asset Number	Description	Portfolio Number	Ex-Date	Payable Date	Unit/Par	Income Rate	Income Received This Period
438516CC8	CORPORATE BOND INTEREST 8,000 PAR VALUE HONEYWELL INTERNATIONAL INC DTD 8/19/2020 0.48300% 8/19/2022	[REDACTED]	08/19/22	08/19/22	8,000.0000	0.48%	19.32
928563AC9	CORPORATE BOND INTEREST 35,000 PAR VALUE VMWARE INC DTD 8/21/2017 3.90000% 8/21/2027	[REDACTED]	08/21/22	08/21/22	35,000.0000	3.90%	682.50
785592AM8	CORPORATE BOND INTEREST 45,000 PAR VALUE SABINE PASS LIQUEFACTION LLC DTD 9/1/2015 5.62500% 3/1/2025	[REDACTED]	09/01/22	09/01/22	45,000.0000	5.63%	1,265.63
142339AK6	CORPORATE BOND INTEREST 30,000 PAR VALUE CARLISLE COS INC DTD 9/28/2021 0.55000% 9/1/2023	[REDACTED]	09/01/22	09/01/22	30,000.0000	0.55%	82.50
303075AA3	CORPORATE BOND INTEREST 40,000 PAR VALUE FACTSET RESH SYS INC DTD 3/1/2022 2.90000% 3/1/2027	[REDACTED]	09/01/22	09/01/22	40,000.0000	2.90%	580.00
948741AH6	CORPORATE BOND INTEREST 30,000 PAR VALUE WEINGARTEN REALTY INVESTORS DTD 10/9/2012 3.37500% 10/15/2022	[REDACTED]	09/07/22	09/07/22	30,000.0000	3.38%	483.75
20826FAU0	CORPORATE BOND INTEREST 40,000 PAR VALUE CONOCOPHILLIPS CO DTD 3/8/2022 2.40000% 3/7/2025	[REDACTED]	09/07/22	09/07/22	40,000.0000	2.40%	477.33



Detail Schedule of Income Received (Continued)

Base Currency: USD

Asset Number	Description	Portfolio Number	Ex-Date	Payable Date	Unit/Par	Income Rate	Income Received This Period
24422ETV1	CORPORATE BOND INTEREST 10,000 PAR VALUE JOHN DEERE CAPITAL CORP DTD 9/8/2017 2.15000% 9/8/2022	[REDACTED]	09/08/22	09/08/22	10,000.0000	2.15%	107.50
049560AU9	CORPORATE BOND INTEREST 30,000 PAR VALUE ATMOS ENERGY CORP DTD 3/9/2021 0.62500% 3/9/2023	[REDACTED]	09/09/22	09/09/22	30,000.0000	0.63%	93.75
38141GYA6	CORPORATE BOND INTEREST 100,000 PAR VALUE GOLDMAN SACHS GROUP INC DTD 3/8/2021 1.43100% 3/9/2027	[REDACTED]	09/09/22	09/09/22	100,000.0000	1.43%	715.50
037833DL1	CORPORATE BOND INTEREST 10,000 PAR VALUE APPLE INC DTD 9/11/2019 1.70000% 9/11/2022	[REDACTED]	09/11/22	09/11/22	10,000.0000	1.70%	85.00
24422EWF2	ACCRUED INTEREST RECEIVED JOHN DEERE CAPITAL CORP DTD 6/6/2022 3.40000% 6/6/2025	[REDACTED]	09/12/22	09/12/22	0.0000	3.40%	509.06
959802AZ2	CORPORATE BOND INTEREST 30,000 PAR VALUE WESTERN UNION CO DTD 3/9/2021 1.35000% 3/15/2026	[REDACTED]	09/15/22	09/15/22	30,000.0000	1.35%	202.50
03027XBRO	CORPORATE BOND INTEREST 25,000 PAR VALUE AMERICAN TOWER CORP DTD 9/27/2021 1.45000% 9/15/2026	[REDACTED]	09/15/22	09/15/22	25,000.0000	1.45%	181.25





Account Statement

TEAMSTERS LOC 73 PENSION CONSOL [REDACTED]

January 01, 2022 - December 31, 2022

Detail Schedule of Income Received (Continued)

Base Currency: USD

Asset Number	Description	Portfolio Number	Ex-Date	Payable Date	Unit/Par	Income Rate	Income Received This Period
882508BK9	CORPORATE BOND INTEREST 15,000 PAR VALUE TEXAS INSTRUMENTS INC DTD 9/15/2021 1.12500% 9/15/2026	[REDACTED]	09/15/22	09/15/22	15,000.0000	1.13%	84.38
693475BC8	CORPORATE BOND INTEREST 35,000 PAR VALUE PNC FINANCIAL SERVICES GROUP INC DTD 9/13/2021 3.40000%	[REDACTED]	09/15/22	09/15/22	35,000.0000	3.40%	297.50
025537AK7	CORPORATE BOND INTEREST 45,000 PAR VALUE AMERICAN ELECTRIC POWER INC DTD 3/19/2019 2.03100% 3/15/2024	[REDACTED]	09/15/22	09/15/22	45,000.0000	2.03%	456.98
090572AR9	CORPORATE BOND INTEREST 30,000 PAR VALUE BIO-RAD LABS DTD 3/2/2022 3.30000% 3/15/2027	[REDACTED]	09/15/22	09/15/22	30,000.0000	3.30%	530.75
22822VAZ4	CORPORATE BOND INTEREST 30,000 PAR VALUE CROWN CASTLE INTL CORP DTD 3/4/2022 2.90000% 3/15/2027	[REDACTED]	09/15/22	09/15/22	30,000.0000	2.90%	461.58
46647PBS4	CORPORATE BOND INTEREST 30,000 PAR VALUE JPMORGAN CHASE & CO DTD 9/16/2020 0.65300% 9/16/2024	[REDACTED]	09/16/22	09/16/22	30,000.0000	0.65%	97.95
097023DD4	ACCRUED INTEREST PAID BOEING CO DTD 2/4/2021 1.16700% 2/4/2023	[REDACTED]	09/16/22	09/16/22	0.0000	1.17%	-14.91



Detail Schedule of Income Received (Continued)

Base Currency: USD

Asset Number	Description	Portfolio Number	Ex-Date	Payable Date	Unit/Par	Income Rate	Income Received This Period
097023DD4	ACCRUED INTEREST PAID BOEING CO DTD 2/4/2021 1.16700% 2/4/2023		09/16/22	09/16/22	0.0000	1.17%	-52.19
609207AZ8	CORPORATE BOND INTEREST 35,000 PAR VALUE MONDELEZ INTERNATIONAL INC DTD 3/17/2022 2.12500% 3/17/2024		09/17/22	09/17/22	35,000.0000	2.13%	371.88
89236TJX4	CORPORATE BOND INTEREST 55,000 PAR VALUE TOYOTA MOTOR CREDIT CORP DTD 3/22/2022 2.50000% 3/22/2024		09/22/22	09/22/22	55,000.0000	2.50%	687.50
097023DE2	ACCRUED INTEREST PAID BOEING CO DTD 2/4/2021 1.43300% 2/4/2024		09/29/22	09/29/22	0.0000	1.43%	-105.68
097023DD4	ACCRUED INTEREST RECEIVED BOEING CO DTD 2/4/2021 1.16700% 2/4/2023		09/29/22	09/29/22	0.0000	1.17%	86.07
233331AW7	ACCRUED INTEREST PAID DTE ENERGY CO DTD 7/1/2019 2.52900% 10/1/2024		09/30/22	09/30/22	0.0000	2.53%	-7.38
00287YBC2	ACCRUED INTEREST PAID ABBVIE INC DTD 9/18/2018 3.75000% 11/14/2023		09/30/22	09/30/22	0.0000	3.75%	-437.50
744573AL0	ACCRUED INTEREST RECEIVED PUBLIC SVC ENTERPRISE GROUP INC DTD 11/6/2017 2.65000% 11/15/2022		09/30/22	09/30/22	0.0000	2.65%	409.28





Account Statement

TEAMSTERS LOC 73 PENSION CONSOL [REDACTED]
January 01, 2022 - December 31, 2022

Detail Schedule of Income Received (Continued)

Base Currency: USD

Asset Number	Description	Portfolio Number	Ex-Date	Payable Date	Unit/Par	Income Rate	Income Received This Period
74762EAG7	CORPORATE BOND INTEREST 35,000 PAR VALUE QUANTA SERVICES INC DTD 9/23/2021 0.95000% 10/1/2024	[REDACTED]	10/01/22	10/01/22	35,000.0000	0.95%	166.25
02665WCZ2	ACCRUED INTEREST PAID AMERICAN HONDA FINANCE CORP DTD 6/27/2019 2.40000% 6/27/2024	[REDACTED]	10/04/22	10/04/22	0.0000	2.40%	-165.00
02665WDC2	ACCRUED INTEREST RECEIVED AMERICAN HONDA FINANCE CORP DTD 9/10/2019 2.05000% 1/10/2023	[REDACTED]	10/04/22	10/04/22	0.0000	2.05%	146.92
24422EVE6	CORPORATE BOND INTEREST 30,000 PAR VALUE JOHN DEERE CAPITAL CORP DTD 3/9/2020 1.20000% 4/6/2023	[REDACTED]	10/06/22	10/06/22	30,000.0000	1.20%	180.00
84756NAH2	CORPORATE BOND INTEREST 10,000 PAR VALUE SPECTRA ENERGY PARTNERS L P DTD 10/17/2016 3.37500% 10/15/2026	[REDACTED]	10/15/22	10/15/22	10,000.0000	3.38%	168.75
37045XDM5	CORPORATE BOND INTEREST 25,000 PAR VALUE GENERAL MOTORS FINANCIAL CO INC DTD 10/15/2021 1.20000% 10/15/2024	[REDACTED]	10/15/22	10/15/22	25,000.0000	1.20%	150.00
61747YEQ4	CORPORATE BOND INTEREST 45,000 PAR VALUE MORGAN STANLEY DTD 4/20/2022 3.62000% 4/17/2025	[REDACTED]	10/17/22	10/17/22	45,000.0000	3.62%	800.93



Detail Schedule of Income Received (Continued)

Base Currency: USD

Asset Number	Description	Portfolio Number	Ex-Date	Payable Date	Unit/Par	Income Rate	Income Received This Period
63743HEY4	CORPORATE BOND INTEREST 25,000 PAR VALUE NATIONAL RURAL UTILS COOP FIN DTD 10/25/2021 1.00000% 10/18/2024	[REDACTED]	10/18/22	10/18/22	25,000.0000	1.00%	125.00
06051GJH3	CORPORATE BOND INTEREST 45,000 PAR VALUE BANK OF AMERICA CORP DTD 10/21/2020 0.81000% 10/24/2024	[REDACTED]	10/24/22	10/24/22	45,000.0000	0.81%	182.25
785592AV8	ACCRUED INTEREST PAID SABINE PASS LIQUEFACTION LLC DTD 12/31/2016 5.87500% 6/30/2026	[REDACTED]	10/27/22	10/27/22	0.0000	5.88%	-783.33
16412XAG0	ACCRUED INTEREST RECEIVED CHENIERE CORP CHRISTI HLDGS DTD 5/19/2017 5.12500% 6/30/2027	[REDACTED]	10/27/22	10/27/22	0.0000	5.13%	768.75
38141GYA6	ACCRUED INTEREST RECEIVED GOLDMAN SACHS GROUP INC DTD 3/8/2021 1.43100% 3/9/2027	[REDACTED]	10/27/22	10/27/22	0.0000	1.43%	206.70
06051GLA5	ACCRUED INTEREST RECEIVED BANK OF AMERICA CORP DTD 7/22/2022 4.82700% 7/22/2026	[REDACTED]	10/31/22	10/31/22	0.0000	4.83%	469.29
06051GJK6	ACCRUED INTEREST PAID BANK OF AMERICA CORP DTD 10/21/2020 1.19700% 10/24/2026	[REDACTED]	10/31/22	10/31/22	0.0000	1.20%	-9.31
785592AJ5	ACCRUED INTEREST PAID SABINE PASS LIQUEFACTION LLC DTD 11/15/2014 5.75000% 5/15/2024	[REDACTED]	10/31/22	10/31/22	0.0000	5.75%	-1,066.94





Account Statement

TEAMSTERS LOC 73 PENSION CONSOL [REDACTED]
 January 01, 2022 - December 31, 2022

Detail Schedule of Income Received (Continued)

Base Currency: USD

Asset Number	Description	Portfolio Number	Ex-Date	Payable Date	Unit/Par	Income Rate	Income Received This Period
785592AM8	ACCRUED INTEREST RECEIVED SABINE PASS LIQUEFACTION LLC DTD 9/1/2015 5.62500% 3/1/2025	[REDACTED]	10/31/22	10/31/22	0.0000	5.63%	333.59
718172CQ0	CORPORATE BOND INTEREST 35,000 PAR VALUE PHILIP MORRIS INTL INC DTD 5/1/2020 1.12500% 5/1/2023	[REDACTED]	11/01/22	11/01/22	35,000.0000	1.13%	196.88
025537AQ4	CORPORATE BOND INTEREST 30,000 PAR VALUE AMERICAN ELECTRIC POWER INC DTD 11/20/2020 0.75000% 11/1/2023	[REDACTED]	11/01/22	11/01/22	30,000.0000	0.75%	112.50
172967ND9	CORPORATE BOND INTEREST 50,000 PAR VALUE CITIGROUP INC DTD 11/3/2021 1.28100% 11/3/2025	[REDACTED]	11/03/22	11/03/22	50,000.0000	1.28%	320.25
61772BAB9	CORPORATE BOND INTEREST 25,000 PAR VALUE MORGAN STANLEY DTD 4/22/2021 1.59300% 5/4/2027	[REDACTED]	11/04/22	11/04/22	25,000.0000	1.59%	199.13
74460DAG4	CORPORATE BOND INTEREST 90,000 PAR VALUE PUBLIC STORAGE DTD 11/9/2021 1.50000% 11/9/2026	[REDACTED]	11/09/22	11/09/22	90,000.0000	1.50%	675.00
037833DT4	CORPORATE BOND INTEREST 20,000 PAR VALUE APPLE INC DTD 5/11/2020 1.12500% 5/11/2025	[REDACTED]	11/11/22	11/11/22	20,000.0000	1.13%	112.50





Account Statement

TEAMSTERS LOC 73 PENSION CONSOL [REDACTED]
 January 01, 2022 - December 31, 2022

Detail Schedule of Income Received (Continued)

Base Currency: USD

Asset Number	Description	Portfolio Number	Ex-Date	Payable Date	Unit/Par	Income Rate	Income Received This Period
00287YBC2	CORPORATE BOND INTEREST 30,000 PAR VALUE ABBVIE INC DTD 9/18/2018 3.75000% 11/14/2023	[REDACTED]	11/14/22	11/14/22	30,000.0000	3.75%	562.50
00817YAQ1	CORPORATE BOND INTEREST 45,000 PAR VALUE AETNA INC DTD 11/10/2014 3.50000% 11/15/2024	[REDACTED]	11/15/22	11/15/22	45,000.0000	3.50%	787.50
785592AJ5	CORPORATE BOND INTEREST 40,000 PAR VALUE SABINE PASS LIQUEFACTION LLC DTD 11/15/2014 5.75000% 5/15/2024	[REDACTED]	11/15/22	11/15/22	40,000.0000	5.75%	1,150.00
29364WBF4	CORPORATE BOND INTEREST 24,000 PAR VALUE ENTERGY LOUISIANA LLC DTD 11/24/2020 0.62000% 11/17/2023	[REDACTED]	11/17/22	11/17/22	24,000.0000	0.62%	74.40
444859BP6	ACCRUED INTEREST RECEIVED HUMANA INC DTD 8/3/2021 0.65000% 8/3/2023	[REDACTED]	11/18/22	11/18/22	0.0000	0.65%	9.84
172967NQ0	CORPORATE BOND INTEREST 45,000 PAR VALUE CITIGROUP INC DTD 5/24/2022 4.14000% 5/24/2025	[REDACTED]	11/24/22	11/24/22	45,000.0000	4.14%	931.50
670837AC7	CORPORATE BOND INTEREST 30,000 PAR VALUE OGE ENERGY CORP DTD 5/27/2021 0.70300% 5/26/2023	[REDACTED]	11/26/22	11/26/22	30,000.0000	0.70%	105.45





Account Statement

TEAMSTERS LOC 73 PENSION CONSOL

January 01, 2022 - December 31, 2022

Detail Schedule of Income Received (Continued)

Base Currency: USD

Asset Number	Description	Portfolio Number	Ex-Date	Payable Date	Unit/Par	Income Rate	Income Received This Period
46647PCH7	CORPORATE BOND INTEREST 25,000 PAR VALUE JPMORGAN CHASE & CO DTD 6/1/2021 0.82400% 6/1/2025		12/01/22	12/01/22	25,000.0000	0.82%	103.00
090572AR9	ACCRUED INTEREST RECEIVED BIO-RAD LABS DTD 3/2/2022 3.30000% 3/15/2027		12/13/22	12/13/22	0.0000	3.30%	165.00
090572AR9	ACCRUED INTEREST RECEIVED BIO-RAD LABS DTD 3/2/2022 3.30000% 3/15/2027		12/13/22	12/13/22	0.0000	3.30%	82.50
06051GJH3	ACCRUED INTEREST PAID BANK OF AMERICA CORP DTD 10/21/2020 0.81000% 10/24/2024		12/13/22	12/13/22	0.0000	0.81%	-34.43
06051GJK6	ACCRUED INTEREST RECEIVED BANK OF AMERICA CORP DTD 10/21/2020 1.19700% 10/24/2026		12/13/22	12/13/22	0.0000	1.20%	59.35
693475BC8	CORPORATE BOND INTEREST 35,000 PAR VALUE PNC FINANCIAL SERVICES GROUP INC DTD 9/13/2021 3.40000%		12/15/22	12/15/22	35,000.0000	3.40%	297.50
63743HFE7	CORPORATE BOND INTEREST 25,000 PAR VALUE NATIONAL RURAL UTILS COOP FIN CORP DTD 5/4/2022 3.45000% 6/15/2025		12/15/22	12/15/22	25,000.0000	3.45%	529.48
68389XCFO	ACCRUED INTEREST RECEIVED ORACLE CORP DTD 11/9/2022 5.80000% 11/10/2025		12/21/22	12/21/22	0.0000	5.80%	35.44





Account Statement

TEAMSTERS LOC 73 PENSION CONSOL [REDACTED]
 January 01, 2022 - December 31, 2022

Detail Schedule of Income Received (Continued)

Base Currency: USD

Asset Number	Description	Portfolio Number	Ex-Date	Payable Date	Unit/Par	Income Rate	Income Received This Period
02665WCZ2	CORPORATE BOND INTEREST 25,000 PAR VALUE AMERICAN HONDA FINANCE CORP DTD 6/27/2019 2.40000% 6/27/2024	[REDACTED]	12/27/22	12/27/22	25,000.0000	2.40%	300.00
097023DE2	ACCRUED INTEREST RECEIVED BOEING CO DTD 2/4/2021 1.43300% 2/4/2024	[REDACTED]	12/28/22	12/28/22	0.0000	1.43%	29.06
444859BP6	ACCRUED INTEREST RECEIVED HUMANA INC DTD 8/3/2021 0.65000% 8/3/2023	[REDACTED]	12/28/22	12/28/22	0.0000	0.65%	13.27
00817YAQ1	ACCRUED INTEREST RECEIVED AETNA INC DTD 11/10/2014 3.50000% 11/15/2024	[REDACTED]	12/28/22	12/28/22	0.0000	3.50%	21.88
025537AK7	ACCRUED INTEREST RECEIVED AMERICAN ELECTRIC POWER INC DTD 3/19/2019 2.03100% 3/15/2024	[REDACTED]	12/28/22	12/28/22	0.0000	2.03%	29.62
89236TKC8	CORPORATE BOND INTEREST 25,000 PAR VALUE TOYOTA MOTOR CREDIT CORP DTD 6/30/2022 3.95000% 6/30/2025	[REDACTED]	12/30/22	12/30/22	25,000.0000	3.95%	493.75
Total Corporate Bonds							37,144.34
Corporate Mortgage Back							



Detail Schedule of Income Received (Continued)

Base Currency: USD

Asset Number	Description	Portfolio Number	Ex-Date	Payable Date	Unit/Par	Income Rate	Income Received This Period
89233MAD5	INTEREST MORT BACKED SECURITIES CORP 30,000 PAR VALUE @ 0.67622849 TOYOTA AUTO RECEIVABLES OWNER TR DTD 11/13/2019 1.92000% 1/16/2024 @ 0.67622849% PER SHARE POOL # REC DT: 01/15/2022 PAY DT: 01/15/2022	[REDACTED]	01/15/22	01/15/22	30,000.0000	1.92%	32.46
89239RAC0	INTEREST MORT BACKED SECURITIES CORP 10,000 PAR VALUE @ 0.94211211 TOYOTA AUTO RECEIVABLES OWNER TR DTD 4/29/2020 1.36000% 8/15/2024 @ 0.94211211% PER SHARE POOL # REC DT: 01/15/2022 PAY DT: 01/15/2022	[REDACTED]	01/15/22	01/15/22	10,000.0000	1.36%	10.68
58769QAC5	INTEREST MORT BACKED SECURITIES CORP 20,000 PAR VALUE @ 0.2456145 MERCEDES-BENZ AUTO RECEIVABLES TRUST DTD 11/20/2019 2.00000% 10/15/2022 @ 0.2456145% PER SHARE POOL # REC DT: 01/15/2022 PAY DT: 01/15/2022	[REDACTED]	01/15/22	01/15/22	20,000.0000	2.00%	8.19





Account Statement

TEAMSTERS LOC 73 PENSION CONSOL [REDACTED]
January 01, 2022 - December 31, 2022

Detail Schedule of Income Received (Continued)

Base Currency: USD

Asset Number	Description	Portfolio Number	Ex-Date	Payable Date	Unit/Par	Income Rate	Income Received This Period
12598LACO	INTEREST MORT BACKED SECURITIES CORP 10,000 PAR VALUE @ 1 CNH EQUIPMENT TRUST DTD 10/27/2021 0.81000% 12/15/2026 @ 1% PER SHARE POOL # REC DT: 01/15/2022 PAY DT: 01/15/2022	[REDACTED]	01/15/22	01/15/22	10,000.0000	0.81%	6.75
03066RAC9	INTEREST MORT BACKED SECURITIES CORP 10,000 PAR VALUE @ 1 AMERICREDIT AUTO RECEIVABLES TRUST DTD 6/16/2021 0.34000% 12/18/2026 @ 1% PER SHARE POOL # REC DT: 01/18/2022 PAY DT: 01/18/2022	[REDACTED]	01/18/22	01/18/22	10,000.0000	0.34%	2.83
46639NAR2	INTEREST MORT BACKED SECURITIES CORP 20,000 PAR VALUE @ 0.14219861 JPMBB COMMERCIAL MTG SECS TRUST DTD 6/1/2013 3.15700% 7/15/2045 @ 0.14219861% PER SHARE POOL # REC DT: 12/31/2021 PAY DT: 01/18/2022	[REDACTED]	01/04/22	01/18/22	20,000.0000	3.16%	7.48





Account Statement

TEAMSTERS LOC 73 PENSION CONSOL [REDACTED]

January 01, 2022 - December 31, 2022

Detail Schedule of Income Received (Continued)

Base Currency: USD

Asset Number	Description	Portfolio Number	Ex-Date	Payable Date	Unit/Par	Income Rate	Income Received This Period
36258VAD6	INTEREST MORT BACKED SECURITIES CORP 15,000 PAR VALUE @ 0.83971752 GM FINANCIAL CONS ATMB RECEIVABLE TR DTD 4/22/2020 1.49000% 12/16/2024 @ 0.83971752% PER SHARE POOL # REC DT: 01/14/2022 PAY DT: 01/16/2022	[REDACTED]	01/16/22	01/16/22	15,000.0000	1.49%	15.64
03066JAC7	INTEREST MORT BACKED SECURITIES CORP 15,000 PAR VALUE @ 1 AMERICREDIT AUTO RECEIVABLES TRUST DTD 11/17/2021 0.76000% 8/18/2026 @ 1% PER SHARE POOL # REC DT: 01/18/2022 PAY DT: 01/18/2022	[REDACTED]	01/18/22	01/18/22	15,000.0000	0.76%	9.50
92348TAA2	INTEREST MORT BACKED SECURITIES CORP 25,000 PAR VALUE @ 1 VERIZON OWNER TRUST DTD 1/29/2020 1.85000% 7/22/2024 @ 1% PER SHARE POOL # REC DT: 01/20/2022 PAY DT: 01/20/2022	[REDACTED]	01/20/22	01/20/22	25,000.0000	1.85%	38.54





Account Statement

TEAMSTERS LOC 73 PENSION CONSOL [REDACTED]

January 01, 2022 - December 31, 2022

Detail Schedule of Income Received (Continued)

Base Currency: USD

Asset Number	Description	Portfolio Number	Ex-Date	Payable Date	Unit/Par	Income Rate	Income Received This Period
92348KAA1	INTEREST MORT BACKED SECURITIES CORP 25,000 PAR VALUE @ 1 VERIZON MASTER TRUST DTD 5/25/2021 0.86000% 5/20/2027 @ 1% PER SHARE POOL # REC DT: 01/20/2022 PAY DT: 01/20/2022	[REDACTED]	01/20/22	01/20/22	25,000.0000	0.86%	10.42
12598LAC0	INTEREST MORT BACKED SECURITIES CORP 10,000 PAR VALUE @ 1 CNH EQUIPMENT TRUST DTD 10/27/2021 0.81000% 12/15/2026 @ 1% PER SHARE POOL # REC DT: 02/15/2022 PAY DT: 02/15/2022	[REDACTED]	02/15/22	02/15/22	10,000.0000	0.81%	6.75
345286AC2	INTEREST MORT BACKED SECURITIES CORP 20,000 PAR VALUE @ 1 FORD CREDIT AUTO OWNER TRUST DTD 1/24/2022 1.29000% 6/15/2026 @ 1% PER SHARE POOL # REC DT: 02/15/2022 PAY DT: 02/15/2022	[REDACTED]	02/15/22	02/15/22	20,000.0000	1.29%	15.05





Account Statement

TEAMSTERS LOC 73 PENSION CONSOL [REDACTED]
January 01, 2022 - December 31, 2022

Detail Schedule of Income Received (Continued)

Base Currency: USD

Asset Number	Description	Portfolio Number	Ex-Date	Payable Date	Unit/Par	Income Rate	Income Received This Period
58769QAC5	INTEREST MORT BACKED SECURITIES CORP 20,000 PAR VALUE @ 0.1469263 MERCEDES-BENZ AUTO RECEIVABLES TRUST DTD 11/20/2019 2.00000% 10/15/2022 @ 0.1469263% PER SHARE POOL # REC DT: 02/14/2022 PAY DT: 02/15/2022	[REDACTED]	02/15/22	02/15/22	20,000.0000	2.00%	4.90
89233MAD5	INTEREST MORT BACKED SECURITIES CORP 30,000 PAR VALUE @ 0.61337714 TOYOTA AUTO RECEIVABLES OWNER TR DTD 11/13/2019 1.92000% 1/16/2024 @ 0.61337714% PER SHARE POOL # REC DT: 02/14/2022 PAY DT: 02/15/2022	[REDACTED]	02/15/22	02/15/22	30,000.0000	1.92%	29.44
89239RAC0	INTEREST MORT BACKED SECURITIES CORP 10,000 PAR VALUE @ 0.87237445 TOYOTA AUTO RECEIVABLES OWNER TR DTD 4/29/2020 1.36000% 8/15/2024 @ 0.87237445% PER SHARE POOL # REC DT: 02/14/2022 PAY DT: 02/15/2022	[REDACTED]	02/15/22	02/15/22	10,000.0000	1.36%	9.89





Account Statement

TEAMSTERS LOC 73 PENSION CONSOL [REDACTED]

January 01, 2022 - December 31, 2022

Detail Schedule of Income Received (Continued)

Base Currency: USD

Asset Number	Description	Portfolio Number	Ex-Date	Payable Date	Unit/Par	Income Rate	Income Received This Period
36258VAD6	INTEREST MORT BACKED SECURITIES CORP 15,000 PAR VALUE @ 0.78150868 GM FINANCIAL CONS ATMB RECEIVABLE TR DTD 4/22/2020 1.49000% 12/16/2024 @ 0.78150868% PER SHARE POOL # REC DT: 02/15/2022 PAY DT: 02/16/2022	[REDACTED]	02/16/22	02/16/22	15,000.0000	1.49%	14.56
46639NAR2	INTEREST MORT BACKED SECURITIES CORP 20,000 PAR VALUE @ 0.09027675 JPMBB COMMERCIAL MTG SECS TRUST DTD 6/1/2013 3.15700% 7/15/2045 @ 0.09027675% PER SHARE POOL # REC DT: 01/31/2022 PAY DT: 02/17/2022	[REDACTED]	02/03/22	02/17/22	20,000.0000	3.16%	4.75
03066RAC9	INTEREST MORT BACKED SECURITIES CORP 10,000 PAR VALUE @ 1 AMERICREDIT AUTO RECEIVABLES TRUST DTD 6/16/2021 0.34000% 12/18/2026 @ 1% PER SHARE POOL # REC DT: 02/18/2022 PAY DT: 02/18/2022	[REDACTED]	02/18/22	02/18/22	10,000.0000	0.34%	2.83





Account Statement

TEAMSTERS LOC 73 PENSION CONSOL [REDACTED]

January 01, 2022 - December 31, 2022

Detail Schedule of Income Received (Continued)

Base Currency: USD

Asset Number	Description	Portfolio Number	Ex-Date	Payable Date	Unit/Par	Income Rate	Income Received This Period
03066JAC7	INTEREST MORT BACKED SECURITIES CORP 15,000 PAR VALUE @ 1 AMERICREDIT AUTO RECEIVABLES TRUST DTD 11/17/2021 0.76000% 8/18/2026 @ 1% PER SHARE POOL # REC DT: 02/18/2022 PAY DT: 02/18/2022	[REDACTED]	02/18/22	02/18/22	15,000.0000	0.76%	9.50
92348TAA2	INTEREST MORT BACKED SECURITIES CORP 25,000 PAR VALUE @ 1 VERIZON OWNER TRUST DTD 1/29/2020 1.85000% 7/22/2024 @ 1% PER SHARE POOL # REC DT: 02/20/2022 PAY DT: 02/20/2022	[REDACTED]	02/20/22	02/20/22	25,000.0000	1.85%	38.54
92348KAA1	INTEREST MORT BACKED SECURITIES CORP 25,000 PAR VALUE @ 1 VERIZON MASTER TRUST DTD 5/25/2021 0.86000% 5/20/2027 @ 1% PER SHARE POOL # REC DT: 02/20/2022 PAY DT: 02/20/2022	[REDACTED]	02/20/22	02/20/22	25,000.0000	0.86%	10.42





Account Statement

TEAMSTERS LOC 73 PENSION CONSOL [REDACTED]

January 01, 2022 - December 31, 2022

Detail Schedule of Income Received (Continued)

Base Currency: USD

Asset Number	Description	Portfolio Number	Ex-Date	Payable Date	Unit/Par	Income Rate	Income Received This Period
92348KAL7	INTEREST MORT BACKED SECURITIES CORP 10,000 PAR VALUE @ 1 VERIZON MASTER TRUST DTD 1/25/2022 1.04000% 1/20/2027 @ 1% PER SHARE POOL # REC DT: 02/20/2022 PAY DT: 02/20/2022	[REDACTED]	02/20/22	02/20/22	10,000.0000	1.04%	7.22
89233MAD5	INTEREST MORT BACKED SECURITIES CORP 30,000 PAR VALUE @ 0.55472933 TOYOTA AUTO RECEIVABLES OWNER TR DTD 11/13/2019 1.92000% 1/16/2024 @ 0.55472933% PER SHARE POOL # REC DT: 03/15/2022 PAY DT: 03/15/2022	[REDACTED]	03/15/22	03/15/22	30,000.0000	1.92%	26.63
89239RAC0	INTEREST MORT BACKED SECURITIES CORP 10,000 PAR VALUE @ 0.80993862 TOYOTA AUTO RECEIVABLES OWNER TR DTD 4/29/2020 1.36000% 8/15/2024 @ 0.80993862% PER SHARE POOL # REC DT: 03/15/2022 PAY DT: 03/15/2022	[REDACTED]	03/15/22	03/15/22	10,000.0000	1.36%	9.18





Account Statement

TEAMSTERS LOC 73 PENSION CONSOL [REDACTED]

January 01, 2022 - December 31, 2022

Detail Schedule of Income Received (Continued)

Base Currency: USD

Asset Number	Description	Portfolio Number	Ex-Date	Payable Date	Unit/Par	Income Rate	Income Received This Period
58769QAC5	INTEREST MORT BACKED SECURITIES CORP 20,000 PAR VALUE @ 0.05234145 MERCEDES-BENZ AUTO RECEIVABLES TRUST DTD 11/20/2019 2.00000% 10/15/2022 @ 0.05234145% PER SHARE POOL # REC DT: 03/15/2022 PAY DT: 03/15/2022	[REDACTED]	03/15/22	03/15/22	20,000.0000	2.00%	1.74
43815BAC4	INTEREST MORT BACKED SECURITIES CORP 30,000 PAR VALUE @ 1 HONDA AUTO RECEIVABLES OWNER TRUST DTD 2/23/2022 1.88000% 5/15/2026 @ 1% PER SHARE POOL # REC DT: 03/15/2022 PAY DT: 03/15/2022	[REDACTED]	03/15/22	03/15/22	30,000.0000	1.88%	34.47
12598LAC0	INTEREST MORT BACKED SECURITIES CORP 10,000 PAR VALUE @ 1 CNH EQUIPMENT TRUST DTD 10/27/2021 0.81000% 12/15/2026 @ 1% PER SHARE POOL # REC DT: 03/15/2022 PAY DT: 03/15/2022	[REDACTED]	03/15/22	03/15/22	10,000.0000	0.81%	6.75





Account Statement

TEAMSTERS LOC 73 PENSION CONSOL [REDACTED]

January 01, 2022 - December 31, 2022

Detail Schedule of Income Received (Continued)

Base Currency: USD

Asset Number	Description	Portfolio Number	Ex-Date	Payable Date	Unit/Par	Income Rate	Income Received This Period
345286AC2	INTEREST MORT BACKED SECURITIES CORP 20,000 PAR VALUE @ 1 FORD CREDIT AUTO OWNER TRUST DTD 1/24/2022 1.29000% 6/15/2026 @ 1% PER SHARE POOL # REC DT: 03/15/2022 PAY DT: 03/15/2022	[REDACTED]	03/15/22	03/15/22	20,000.0000	1.29%	21.50
36258VAD6	INTEREST MORT BACKED SECURITIES CORP 15,000 PAR VALUE @ 0.7300947 GM FINANCIAL CONS ATMB RECEIVABLE TR DTD 4/22/2020 1.49000% 12/16/2024 @ 0.7300947% PER SHARE POOL # REC DT: 03/16/2022 PAY DT: 03/16/2022	[REDACTED]	03/16/22	03/16/22	15,000.0000	1.49%	13.60
46639NAR2	INTEREST MORT BACKED SECURITIES CORP 20,000 PAR VALUE @ 0.07005166 JPMBB COMMERCIAL MTG SECS TRUST DTD 6/1/2013 3.15700% 7/15/2045 @ 0.07005166% PER SHARE POOL # REC DT: 02/28/2022 PAY DT: 03/17/2022	[REDACTED]	03/03/22	03/17/22	20,000.0000	3.16%	3.69





Account Statement

TEAMSTERS LOC 73 PENSION CONSOL [REDACTED]

January 01, 2022 - December 31, 2022

Detail Schedule of Income Received (Continued)

Base Currency: USD

Asset Number	Description	Portfolio Number	Ex-Date	Payable Date	Unit/Par	Income Rate	Income Received This Period
03066RAC9	INTEREST MORT BACKED SECURITIES CORP 10,000 PAR VALUE @ 1 AMERICREDIT AUTO RECEIVABLES TRUST DTD 6/16/2021 0.34000% 12/18/2026 @ 1% PER SHARE POOL # REC DT: 03/18/2022 PAY DT: 03/18/2022	[REDACTED]	03/18/22	03/18/22	10,000.0000	0.34%	2.83
03066JAC7	INTEREST MORT BACKED SECURITIES CORP 15,000 PAR VALUE @ 1 AMERICREDIT AUTO RECEIVABLES TRUST DTD 11/17/2021 0.76000% 8/18/2026 @ 1% PER SHARE POOL # REC DT: 03/18/2022 PAY DT: 03/18/2022	[REDACTED]	03/18/22	03/18/22	15,000.0000	0.76%	9.50
92348TAA2	INTEREST MORT BACKED SECURITIES CORP 25,000 PAR VALUE @ 0.89588969 VERIZON OWNER TRUST DTD 1/29/2020 1.85000% 7/22/2024 @ 0.89588969% PER SHARE POOL # REC DT: 03/20/2022 PAY DT: 03/20/2022	[REDACTED]	03/20/22	03/20/22	25,000.0000	1.85%	34.53





Account Statement

TEAMSTERS LOC 73 PENSION CONSOL [REDACTED]

January 01, 2022 - December 31, 2022

Detail Schedule of Income Received (Continued)

Base Currency: USD

Asset Number	Description	Portfolio Number	Ex-Date	Payable Date	Unit/Par	Income Rate	Income Received This Period
92348KAA1	INTEREST MORT BACKED SECURITIES CORP 25,000 PAR VALUE @ 1 VERIZON MASTER TRUST DTD 5/25/2021 0.86000% 5/20/2027 @ 1% PER SHARE POOL # REC DT: 03/20/2022 PAY DT: 03/20/2022	[REDACTED]	03/20/22	03/20/22	25,000.0000	0.86%	10.42
92348KAL7	INTEREST MORT BACKED SECURITIES CORP 10,000 PAR VALUE @ 1 VERIZON MASTER TRUST DTD 1/25/2022 1.04000% 1/20/2027 @ 1% PER SHARE POOL # REC DT: 03/20/2022 PAY DT: 03/20/2022	[REDACTED]	03/20/22	03/20/22	10,000.0000	1.04%	8.67
36265MAC9	INTEREST MORT BACKED SECURITIES CORP 30,000 PAR VALUE @ 1 GM FINANCIAL AUTO LEASING TRUST DTD 2/23/2022 1.90000% 3/20/2025 @ 1% PER SHARE POOL # REC DT: 03/18/2022 PAY DT: 03/20/2022	[REDACTED]	03/20/22	03/20/22	30,000.0000	1.90%	44.33





Account Statement

TEAMSTERS LOC 73 PENSION CONSOL [REDACTED]

January 01, 2022 - December 31, 2022

Detail Schedule of Income Received (Continued)

Base Currency: USD

Asset Number	Description	Portfolio Number	Ex-Date	Payable Date	Unit/Par	Income Rate	Income Received This Period
47787JAC2	INTEREST MORT BACKED SECURITIES CORP 35,000 PAR VALUE @ 1 JOHN DEERE OWNER TRUST DTD 3/16/2022 2.32000% 9/15/2026 @ 1% PER SHARE POOL # REC DT: 04/15/2022 PAY DT: 04/15/2022	[REDACTED]	04/15/22	04/15/22	35,000.0000	2.32%	65.41
89233MAD5	INTEREST MORT BACKED SECURITIES CORP 30,000 PAR VALUE @ 0.49981117 TOYOTA AUTO RECEIVABLES OWNER TR DTD 11/13/2019 1.92000% 1/16/2024 @ 0.49981117% PER SHARE POOL # REC DT: 04/15/2022 PAY DT: 04/15/2022	[REDACTED]	04/15/22	04/15/22	30,000.0000	1.92%	23.99
89239RAC0	INTEREST MORT BACKED SECURITIES CORP 10,000 PAR VALUE @ 0.75250058 TOYOTA AUTO RECEIVABLES OWNER TR DTD 4/29/2020 1.36000% 8/15/2024 @ 0.75250058% PER SHARE POOL # REC DT: 04/15/2022 PAY DT: 04/15/2022	[REDACTED]	04/15/22	04/15/22	10,000.0000	1.36%	8.53





Account Statement

TEAMSTERS LOC 73 PENSION CONSOL [REDACTED]

January 01, 2022 - December 31, 2022

Detail Schedule of Income Received (Continued)

Base Currency: USD

Asset Number	Description	Portfolio Number	Ex-Date	Payable Date	Unit/Par	Income Rate	Income Received This Period
12598LACO	INTEREST MORT BACKED SECURITIES CORP 10,000 PAR VALUE @ 1 CNH EQUIPMENT TRUST DTD 10/27/2021 0.81000% 12/15/2026 @ 1% PER SHARE POOL # REC DT: 04/15/2022 PAY DT: 04/15/2022	[REDACTED]	04/15/22	04/15/22	10,000.0000	0.81%	6.75
345286AC2	INTEREST MORT BACKED SECURITIES CORP 20,000 PAR VALUE @ 1 FORD CREDIT AUTO OWNER TRUST DTD 1/24/2022 1.29000% 6/15/2026 @ 1% PER SHARE POOL # REC DT: 04/15/2022 PAY DT: 04/15/2022	[REDACTED]	04/15/22	04/15/22	20,000.0000	1.29%	21.50
43815BAC4	INTEREST MORT BACKED SECURITIES CORP 30,000 PAR VALUE @ 1 HONDA AUTO RECEIVABLES OWNER TRUST DTD 2/23/2022 1.88000% 5/15/2026 @ 1% PER SHARE POOL # REC DT: 04/15/2022 PAY DT: 04/15/2022	[REDACTED]	04/15/22	04/15/22	30,000.0000	1.88%	47.00





Account Statement

TEAMSTERS LOC 73 PENSION CONSOL [REDACTED]

January 01, 2022 - December 31, 2022

Detail Schedule of Income Received (Continued)

Base Currency: USD

Asset Number	Description	Portfolio Number	Ex-Date	Payable Date	Unit/Par	Income Rate	Income Received This Period
03066RAC9	INTEREST MORT BACKED SECURITIES CORP 10,000 PAR VALUE @ 1 AMERICREDIT AUTO RECEIVABLES TRUST DTD 6/16/2021 0.34000% 12/18/2026 @ 1% PER SHARE POOL # REC DT: 04/18/2022 PAY DT: 04/18/2022	[REDACTED]	04/18/22	04/18/22	10,000.0000	0.34%	2.83
36258VAD6	INTEREST MORT BACKED SECURITIES CORP 15,000 PAR VALUE @ 0.68030255 GM FINANCIAL CONS ATMB RECEIVABLE TR DTD 4/22/2020 1.49000% 12/16/2024 @ 0.68030255% PER SHARE POOL # REC DT: 04/16/2022 PAY DT: 04/16/2022	[REDACTED]	04/16/22	04/16/22	15,000.0000	1.49%	12.67
03066TAC5	INTEREST MORT BACKED SECURITIES CORP 30,000 PAR VALUE @ 1 AMERICREDIT AUTO RECEIVABLES TRUST DTD 3/16/2022 2.45000% 11/18/2026 @ 1% PER SHARE POOL # REC DT: 04/18/2022 PAY DT: 04/18/2022	[REDACTED]	04/18/22	04/18/22	30,000.0000	2.45%	65.33



Detail Schedule of Income Received (Continued)

Base Currency: USD

Asset Number	Description	Portfolio Number	Ex-Date	Payable Date	Unit/Par	Income Rate	Income Received This Period
03066JAC7	INTEREST MORT BACKED SECURITIES CORP 15,000 PAR VALUE @ 1 AMERICREDIT AUTO RECEIVABLES TRUST DTD 11/17/2021 0.76000% 8/18/2026 @ 1% PER SHARE POOL # REC DT: 04/15/2022 PAY DT: 04/18/2022	[REDACTED]	04/18/22	04/18/22	15,000.0000	0.76%	9.50
46639NAR2	INTEREST MORT BACKED SECURITIES CORP 20,000 PAR VALUE @ 0.04694746 JPMBB COMMERCIAL MTG SECS TRUST DTD 6/1/2013 3.15700% 7/15/2045 @ 0.04694746% PER SHARE POOL # REC DT: 04/01/2022 PAY DT: 04/18/2022	[REDACTED]	04/04/22	04/18/22	20,000.0000	3.16%	2.47
92348TAA2	INTEREST MORT BACKED SECURITIES CORP 25,000 PAR VALUE @ 0.80154854 VERIZON OWNER TRUST DTD 1/29/2020 1.85000% 7/22/2024 @ 0.80154854% PER SHARE POOL # REC DT: 04/20/2022 PAY DT: 04/20/2022	[REDACTED]	04/20/22	04/20/22	25,000.0000	1.85%	30.89





Account Statement

TEAMSTERS LOC 73 PENSION CONSOL [REDACTED]
 January 01, 2022 - December 31, 2022

Detail Schedule of Income Received (Continued)

Base Currency: USD

Asset Number	Description	Portfolio Number	Ex-Date	Payable Date	Unit/Par	Income Rate	Income Received This Period
92348KAA1	INTEREST MORT BACKED SECURITIES CORP 25,000 PAR VALUE @ 1 VERIZON MASTER TRUST DTD 5/25/2021 0.86000% 5/20/2027 @ 1% PER SHARE POOL # REC DT: 04/20/2022 PAY DT: 04/20/2022	[REDACTED]	04/20/22	04/20/22	25,000.0000	0.86%	10.42
36265MAC9	INTEREST MORT BACKED SECURITIES CORP 30,000 PAR VALUE @ 1 GM FINANCIAL AUTO LEASING TRUST DTD 2/23/2022 1.90000% 3/20/2025 @ 1% PER SHARE POOL # REC DT: 04/20/2022 PAY DT: 04/20/2022	[REDACTED]	04/20/22	04/20/22	30,000.0000	1.90%	47.50
92348KAL7	INTEREST MORT BACKED SECURITIES CORP 10,000 PAR VALUE @ 1 VERIZON MASTER TRUST DTD 1/25/2022 1.04000% 1/20/2027 @ 1% PER SHARE POOL # REC DT: 04/20/2022 PAY DT: 04/20/2022	[REDACTED]	04/20/22	04/20/22	10,000.0000	1.04%	8.67
47787JAC2	ACCRUED INTEREST PAID JOHN DEERE OWNER TRUST DTD 3/16/2022 2.32000% 9/15/2026	[REDACTED]	04/20/22	04/20/22	0.0000	2.32%	-2.26





Account Statement

TEAMSTERS LOC 73 PENSION CONSOL [REDACTED]

January 01, 2022 - December 31, 2022

Detail Schedule of Income Received (Continued)

Base Currency: USD

Asset Number	Description	Portfolio Number	Ex-Date	Payable Date	Unit/Par	Income Rate	Income Received This Period
24737BAA3	INTEREST MORT BACKED SECURITIES CORP 40,000 PAR VALUE @ 1 DELTA AIR LINES INC DTD 3/13/2019 3.20400% 4/25/2024 @ 1% PER SHARE POOL # REC DT: 04/08/2022 PAY DT: 04/25/2022	[REDACTED]	04/25/22	04/25/22	40,000.0000	3.20%	640.80
47787JAC2	INTEREST MORT BACKED SECURITIES CORP 40,000 PAR VALUE @ 1 JOHN DEERE OWNER TRUST DTD 3/16/2022 2.32000% 9/15/2026 @ 1% PER SHARE POOL # REC DT: 05/15/2022 PAY DT: 05/15/2022	[REDACTED]	05/15/22	05/15/22	40,000.0000	2.32%	77.33
89239RAC0	INTEREST MORT BACKED SECURITIES CORP 10,000 PAR VALUE @ 0.68678101 TOYOTA AUTO RECEIVABLES OWNER TR DTD 4/29/2020 1.36000% 8/15/2024 @ 0.68678101% PER SHARE POOL # REC DT: 05/15/2022 PAY DT: 05/15/2022	[REDACTED]	05/15/22	05/15/22	10,000.0000	1.36%	7.78



Detail Schedule of Income Received (Continued)

Base Currency: USD

Asset Number	Description	Portfolio Number	Ex-Date	Payable Date	Unit/Par	Income Rate	Income Received This Period
36258VAD6	INTEREST MORT BACKED SECURITIES CORP 15,000 PAR VALUE @ 0.62541643 GM FINANCIAL CONS ATMB RECEIVABLE TR DTD 4/22/2020 1.49000% 12/16/2024 @ 0.62541643% PER SHARE POOL # REC DT: 05/16/2022 PAY DT: 05/16/2022	[REDACTED]	05/16/22	05/16/22	15,000.0000	1.49%	11.65
89233MAD5	INTEREST MORT BACKED SECURITIES CORP 30,000 PAR VALUE @ 0.43926031 TOYOTA AUTO RECEIVABLES OWNER TR DTD 11/13/2019 1.92000% 1/16/2024 @ 0.43926031% PER SHARE POOL # REC DT: 05/15/2022 PAY DT: 05/15/2022	[REDACTED]	05/15/22	05/15/22	30,000.0000	1.92%	21.08
12598LAC0	INTEREST MORT BACKED SECURITIES CORP 10,000 PAR VALUE @ 1 CNH EQUIPMENT TRUST DTD 10/27/2021 0.81000% 12/15/2026 @ 1% PER SHARE POOL # REC DT: 05/15/2022 PAY DT: 05/15/2022	[REDACTED]	05/15/22	05/15/22	10,000.0000	0.81%	6.75





Account Statement

TEAMSTERS LOC 73 PENSION CONSOL [REDACTED]
January 01, 2022 - December 31, 2022

Detail Schedule of Income Received (Continued)

Base Currency: USD

Asset Number	Description	Portfolio Number	Ex-Date	Payable Date	Unit/Par	Income Rate	Income Received This Period
345286AC2	INTEREST MORT BACKED SECURITIES CORP 20,000 PAR VALUE @ 1 FORD CREDIT AUTO OWNER TRUST DTD 1/24/2022 1.29000% 6/15/2026 @ 1% PER SHARE POOL # REC DT: 05/15/2022 PAY DT: 05/15/2022	[REDACTED]	05/15/22	05/15/22	20,000.0000	1.29%	21.50
43815BAC4	INTEREST MORT BACKED SECURITIES CORP 30,000 PAR VALUE @ 1 HONDA AUTO RECEIVABLES OWNER TRUST DTD 2/23/2022 1.88000% 5/15/2026 @ 1% PER SHARE POOL # REC DT: 05/15/2022 PAY DT: 05/15/2022	[REDACTED]	05/15/22	05/15/22	30,000.0000	1.88%	47.00
34528LAD7	INTEREST MORT BACKED SECURITIES CORP 50,000 PAR VALUE @ 1 FORD CREDIT AUTO LEASE TRUST DTD 4/26/2022 3.23000% 5/15/2025 @ 1% PER SHARE POOL # REC DT: 05/13/2022 PAY DT: 05/15/2022	[REDACTED]	05/15/22	05/15/22	50,000.0000	3.23%	85.24



Detail Schedule of Income Received (Continued)

Base Currency: USD

Asset Number	Description	Portfolio Number	Ex-Date	Payable Date	Unit/Par	Income Rate	Income Received This Period
46639NAR2	INTEREST MORT BACKED SECURITIES CORP 20,000 PAR VALUE @ 0.02656994 JPMBB COMMERCIAL MTG SECS TRUST DTD 6/1/2013 3.15700% 7/15/2045 @ 0.02656994% PER SHARE POOL # REC DT: 05/01/2022 PAY DT: 05/17/2022	[REDACTED]	05/03/22	05/17/22	20,000.0000	3.16%	1.40
03066RAC9	INTEREST MORT BACKED SECURITIES CORP 10,000 PAR VALUE @ 1 AMERICREDIT AUTO RECEIVABLES TRUST DTD 6/16/2021 0.34000% 12/18/2026 @ 1% PER SHARE POOL # REC DT: 05/18/2022 PAY DT: 05/18/2022	[REDACTED]	05/18/22	05/18/22	10,000.0000	0.34%	2.83
03066JAC7	INTEREST MORT BACKED SECURITIES CORP 15,000 PAR VALUE @ 1 AMERICREDIT AUTO RECEIVABLES TRUST DTD 11/17/2021 0.76000% 8/18/2026 @ 1% PER SHARE POOL # REC DT: 05/18/2022 PAY DT: 05/18/2022	[REDACTED]	05/18/22	05/18/22	15,000.0000	0.76%	9.50





Account Statement

TEAMSTERS LOC 73 PENSION CONSOL [REDACTED]
January 01, 2022 - December 31, 2022

Detail Schedule of Income Received (Continued)

Base Currency: USD

Asset Number	Description	Portfolio Number	Ex-Date	Payable Date	Unit/Par	Income Rate	Income Received This Period
03066TAC5	INTEREST MORT BACKED SECURITIES CORP 30,000 PAR VALUE @ 1 AMERICREDIT AUTO RECEIVABLES TRUST DTD 3/16/2022 2.45000% 11/18/2026 @ 1% PER SHARE POOL # REC DT: 05/18/2022 PAY DT: 05/18/2022	[REDACTED]	05/18/22	05/18/22	30,000.0000	2.45%	61.25
92348TAA2	INTEREST MORT BACKED SECURITIES CORP 25,000 PAR VALUE @ 0.69790399 VERIZON OWNER TRUST DTD 1/29/2020 1.85000% 7/22/2024 @ 0.69790399% PER SHARE POOL # REC DT: 05/20/2022 PAY DT: 05/20/2022	[REDACTED]	05/20/22	05/20/22	25,000.0000	1.85%	26.90
92348KAA1	INTEREST MORT BACKED SECURITIES CORP 25,000 PAR VALUE @ 1 VERIZON MASTER TRUST DTD 5/25/2021 0.86000% 5/20/2027 @ 1% PER SHARE POOL # REC DT: 05/20/2022 PAY DT: 05/20/2022	[REDACTED]	05/20/22	05/20/22	25,000.0000	0.86%	10.42





Account Statement

TEAMSTERS LOC 73 PENSION CONSOL [REDACTED]
January 01, 2022 - December 31, 2022

Detail Schedule of Income Received (Continued)

Base Currency: USD

Asset Number	Description	Portfolio Number	Ex-Date	Payable Date	Unit/Par	Income Rate	Income Received This Period
36265MAC9	INTEREST MORT BACKED SECURITIES CORP 30,000 PAR VALUE @ 1 GM FINANCIAL AUTO LEASING TRUST DTD 2/23/2022 1.90000% 3/20/2025 @ 1% PER SHARE POOL # REC DT: 05/20/2022 PAY DT: 05/20/2022	[REDACTED]	05/20/22	05/20/22	30,000.0000	1.90%	47.50
92348KAL7	INTEREST MORT BACKED SECURITIES CORP 10,000 PAR VALUE @ 1 VERIZON MASTER TRUST DTD 1/25/2022 1.04000% 1/20/2027 @ 1% PER SHARE POOL # REC DT: 05/20/2022 PAY DT: 05/20/2022	[REDACTED]	05/20/22	05/20/22	10,000.0000	1.04%	8.67
47787JAC2	INTEREST MORT BACKED SECURITIES CORP 40,000 PAR VALUE @ 1 JOHN DEERE OWNER TRUST DTD 3/16/2022 2.32000% 9/15/2026 @ 1% PER SHARE POOL # REC DT: 06/15/2022 PAY DT: 06/15/2022	[REDACTED]	06/15/22	06/15/22	40,000.0000	2.32%	77.33





Account Statement

TEAMSTERS LOC 73 PENSION CONSOL [REDACTED]

January 01, 2022 - December 31, 2022

Detail Schedule of Income Received (Continued)

Base Currency: USD

Asset Number	Description	Portfolio Number	Ex-Date	Payable Date	Unit/Par	Income Rate	Income Received This Period
89239RAC0	INTEREST MORT BACKED SECURITIES CORP 10,000 PAR VALUE @ 0.62900113 TOYOTA AUTO RECEIVABLES OWNER TR DTD 4/29/2020 1.36000% 8/15/2024 @ 0.62900113% PER SHARE POOL # REC DT: 06/15/2022 PAY DT: 06/15/2022	[REDACTED]	06/15/22	06/15/22	10,000.0000	1.36%	7.13
89233MAD5	INTEREST MORT BACKED SECURITIES CORP 30,000 PAR VALUE @ 0.38690328 TOYOTA AUTO RECEIVABLES OWNER TR DTD 11/13/2019 1.92000% 1/16/2024 @ 0.38690328% PER SHARE POOL # REC DT: 06/15/2022 PAY DT: 06/15/2022	[REDACTED]	06/15/22	06/15/22	30,000.0000	1.92%	18.57
34528LAD7	INTEREST MORT BACKED SECURITIES CORP 50,000 PAR VALUE @ 1 FORD CREDIT AUTO LEASE TRUST DTD 4/26/2022 3.23000% 5/15/2025 @ 1% PER SHARE POOL # REC DT: 06/15/2022 PAY DT: 06/15/2022	[REDACTED]	06/15/22	06/15/22	50,000.0000	3.23%	134.58





Account Statement

TEAMSTERS LOC 73 PENSION CONSOL [REDACTED]
January 01, 2022 - December 31, 2022

Detail Schedule of Income Received (Continued)

Base Currency: USD

Asset Number	Description	Portfolio Number	Ex-Date	Payable Date	Unit/Par	Income Rate	Income Received This Period
02008JACO	INTEREST MORT BACKED SECURITIES CORP 15,000 PAR VALUE @ 1 ALLY AUTO RECEIVABLES TRUST DTD 5/18/2022 3.31000% 11/15/2026 @ 1% PER SHARE POOL # REC DT: 06/15/2022 PAY DT: 06/15/2022	[REDACTED]	06/15/22	06/15/22	15,000.0000	3.31%	37.24
12598LACO	INTEREST MORT BACKED SECURITIES CORP 10,000 PAR VALUE @ 1 CNH EQUIPMENT TRUST DTD 10/27/2021 0.81000% 12/15/2026 @ 1% PER SHARE POOL # REC DT: 06/15/2022 PAY DT: 06/15/2022	[REDACTED]	06/15/22	06/15/22	10,000.0000	0.81%	6.75
345286AC2	INTEREST MORT BACKED SECURITIES CORP 20,000 PAR VALUE @ 1 FORD CREDIT AUTO OWNER TRUST DTD 1/24/2022 1.29000% 6/15/2026 @ 1% PER SHARE POOL # REC DT: 06/15/2022 PAY DT: 06/15/2022	[REDACTED]	06/15/22	06/15/22	20,000.0000	1.29%	21.50





Account Statement

TEAMSTERS LOC 73 PENSION CONSOL [REDACTED]

January 01, 2022 - December 31, 2022

Detail Schedule of Income Received (Continued)

Base Currency: USD

Asset Number	Description	Portfolio Number	Ex-Date	Payable Date	Unit/Par	Income Rate	Income Received This Period
43815BAC4	INTEREST MORT BACKED SECURITIES CORP 30,000 PAR VALUE @ 1 HONDA AUTO RECEIVABLES OWNER TRUST DTD 2/23/2022 1.88000% 5/15/2026 @ 1% PER SHARE POOL # REC DT: 06/15/2022 PAY DT: 06/15/2022	[REDACTED]	06/15/22	06/15/22	30,000.0000	1.88%	47.00
36258VAD6	INTEREST MORT BACKED SECURITIES CORP 15,000 PAR VALUE @ 0.57577812 GM FINANCIAL CONS ATMB RECEIVABLE TR DTD 4/22/2020 1.49000% 12/16/2024 @ 0.57577812% PER SHARE POOL # REC DT: 06/16/2022 PAY DT: 06/16/2022	[REDACTED]	06/16/22	06/16/22	15,000.0000	1.49%	10.72
92348TAA2	INTEREST MORT BACKED SECURITIES CORP 25,000 PAR VALUE @ 0.62069211 VERIZON OWNER TRUST DTD 1/29/2020 1.85000% 7/22/2024 @ 0.62069211% PER SHARE POOL # REC DT: 06/20/2022 PAY DT: 06/20/2022	[REDACTED]	06/20/22	06/20/22	25,000.0000	1.85%	23.92





Account Statement

TEAMSTERS LOC 73 PENSION CONSOL [REDACTED]

January 01, 2022 - December 31, 2022

Detail Schedule of Income Received (Continued)

Base Currency: USD

Asset Number	Description	Portfolio Number	Ex-Date	Payable Date	Unit/Par	Income Rate	Income Received This Period
92348KAA1	INTEREST MORT BACKED SECURITIES CORP 25,000 PAR VALUE @ 1 VERIZON MASTER TRUST DTD 5/25/2021 0.86000% 5/20/2027 @ 1% PER SHARE POOL # REC DT: 06/20/2022 PAY DT: 06/20/2022	[REDACTED]	06/20/22	06/20/22	25,000.0000	0.86%	10.42
03066RAC9	INTEREST MORT BACKED SECURITIES CORP 10,000 PAR VALUE @ 1 AMERICREDIT AUTO RECEIVABLES TRUST DTD 6/16/2021 0.34000% 12/18/2026 @ 1% PER SHARE POOL # REC DT: 06/18/2022 PAY DT: 06/18/2022	[REDACTED]	06/18/22	06/18/22	10,000.0000	0.34%	2.83
03066JAC7	INTEREST MORT BACKED SECURITIES CORP 15,000 PAR VALUE @ 1 AMERICREDIT AUTO RECEIVABLES TRUST DTD 11/17/2021 0.76000% 8/18/2026 @ 1% PER SHARE POOL # REC DT: 06/18/2022 PAY DT: 06/18/2022	[REDACTED]	06/18/22	06/18/22	15,000.0000	0.76%	9.50





Account Statement

TEAMSTERS LOC 73 PENSION CONSOL [REDACTED]
January 01, 2022 - December 31, 2022

Detail Schedule of Income Received (Continued)

Base Currency: USD

Asset Number	Description	Portfolio Number	Ex-Date	Payable Date	Unit/Par	Income Rate	Income Received This Period
03066TAC5	INTEREST MORT BACKED SECURITIES CORP 30,000 PAR VALUE @ 1 AMERICREDIT AUTO RECEIVABLES TRUST DTD 3/16/2022 2.45000% 11/18/2026 @ 1% PER SHARE POOL # REC DT: 06/18/2022 PAY DT: 06/18/2022	[REDACTED]	06/18/22	06/18/22	30,000.0000	2.45%	61.25
36265MAC9	INTEREST MORT BACKED SECURITIES CORP 30,000 PAR VALUE @ 1 GM FINANCIAL AUTO LEASING TRUST DTD 2/23/2022 1.90000% 3/20/2025 @ 1% PER SHARE POOL # REC DT: 06/20/2022 PAY DT: 06/20/2022	[REDACTED]	06/20/22	06/20/22	30,000.0000	1.90%	47.50
92348KAL7	INTEREST MORT BACKED SECURITIES CORP 10,000 PAR VALUE @ 1 VERIZON MASTER TRUST DTD 1/25/2022 1.04000% 1/20/2027 @ 1% PER SHARE POOL # REC DT: 06/20/2022 PAY DT: 06/20/2022	[REDACTED]	06/20/22	06/20/22	10,000.0000	1.04%	8.67
24737BAA3	ACCRUED INTEREST RECEIVED DELTA AIR LINES INC DTD 3/13/2019 3.20400% 4/25/2024	[REDACTED]	06/24/22	06/24/22	0.0000	3.20%	56.07





Account Statement

TEAMSTERS LOC 73 PENSION CONSOL [REDACTED]

January 01, 2022 - December 31, 2022

Detail Schedule of Income Received (Continued)

Base Currency: USD

Asset Number	Description	Portfolio Number	Ex-Date	Payable Date	Unit/Par	Income Rate	Income Received This Period
05602RAD3	INTEREST MORT BACKED SECURITIES CORP 10,000 PAR VALUE @ 1 BMW VEHICLE OWNER TRUST DTD 5/18/2022 3.21000% 8/25/2026 @ 1% PER SHARE POOL # REC DT: 06/25/2022 PAY DT: 06/25/2022	[REDACTED]	06/25/22	06/25/22	10,000.0000	3.21%	32.99
47787JAC2	INTEREST MORT BACKED SECURITIES CORP 40,000 PAR VALUE @ 1 JOHN DEERE OWNER TRUST DTD 3/16/2022 2.32000% 9/15/2026 @ 1% PER SHARE POOL # REC DT: 07/15/2022 PAY DT: 07/15/2022	[REDACTED]	07/15/22	07/15/22	40,000.0000	2.32%	77.33
89239RAC0	INTEREST MORT BACKED SECURITIES CORP 10,000 PAR VALUE @ 0.57523548 TOYOTA AUTO RECEIVABLES OWNER TR DTD 4/29/2020 1.36000% 8/15/2024 @ 0.57523548% PER SHARE POOL # REC DT: 07/15/2022 PAY DT: 07/15/2022	[REDACTED]	07/15/22	07/15/22	10,000.0000	1.36%	6.52



Detail Schedule of Income Received (Continued)

Base Currency: USD

Asset Number	Description	Portfolio Number	Ex-Date	Payable Date	Unit/Par	Income Rate	Income Received This Period
89233MAD5	INTEREST MORT BACKED SECURITIES CORP 30,000 PAR VALUE @ 0.33686915 TOYOTA AUTO RECEIVABLES OWNER TR DTD 11/13/2019 1.92000% 1/16/2024 @ 0.33686915% PER SHARE POOL # REC DT: 07/15/2022 PAY DT: 07/15/2022	[REDACTED]	07/15/22	07/15/22	30,000.0000	1.92%	16.17
02008JACO	INTEREST MORT BACKED SECURITIES CORP 15,000 PAR VALUE @ 1 ALLY AUTO RECEIVABLES TRUST DTD 5/18/2022 3.31000% 11/15/2026 @ 1% PER SHARE POOL # REC DT: 07/15/2022 PAY DT: 07/15/2022	[REDACTED]	07/15/22	07/15/22	15,000.0000	3.31%	41.37
34528LAD7	INTEREST MORT BACKED SECURITIES CORP 50,000 PAR VALUE @ 1 FORD CREDIT AUTO LEASE TRUST DTD 4/26/2022 3.23000% 5/15/2025 @ 1% PER SHARE POOL # REC DT: 07/15/2022 PAY DT: 07/15/2022	[REDACTED]	07/15/22	07/15/22	50,000.0000	3.23%	134.58





Account Statement

TEAMSTERS LOC 73 PENSION CONSOL [REDACTED]
January 01, 2022 - December 31, 2022

Detail Schedule of Income Received (Continued)

Base Currency: USD

Asset Number	Description	Portfolio Number	Ex-Date	Payable Date	Unit/Par	Income Rate	Income Received This Period
345286AC2	INTEREST MORT BACKED SECURITIES CORP 20,000 PAR VALUE @ 1 FORD CREDIT AUTO OWNER TRUST DTD 1/24/2022 1.29000% 6/15/2026 @ 1% PER SHARE POOL # REC DT: 07/15/2022 PAY DT: 07/15/2022	[REDACTED]	07/15/22	07/15/22	20,000.0000	1.29%	21.50
43815BAC4	INTEREST MORT BACKED SECURITIES CORP 30,000 PAR VALUE @ 1 HONDA AUTO RECEIVABLES OWNER TRUST DTD 2/23/2022 1.88000% 5/15/2026 @ 1% PER SHARE POOL # REC DT: 07/15/2022 PAY DT: 07/15/2022	[REDACTED]	07/15/22	07/15/22	30,000.0000	1.88%	47.00
12598LAC0	INTEREST MORT BACKED SECURITIES CORP 10,000 PAR VALUE @ 1 CNH EQUIPMENT TRUST DTD 10/27/2021 0.81000% 12/15/2026 @ 1% PER SHARE POOL # REC DT: 07/14/2022 PAY DT: 07/15/2022	[REDACTED]	07/15/22	07/15/22	10,000.0000	0.81%	6.75





Account Statement

TEAMSTERS LOC 73 PENSION CONSOL [REDACTED]
January 01, 2022 - December 31, 2022

Detail Schedule of Income Received (Continued)

Base Currency: USD

Asset Number	Description	Portfolio Number	Ex-Date	Payable Date	Unit/Par	Income Rate	Income Received This Period
03066RAC9	INTEREST MORT BACKED SECURITIES CORP 10,000 PAR VALUE @ 1 AMERICREDIT AUTO RECEIVABLES TRUST DTD 6/16/2021 0.34000% 12/18/2026 @ 1% PER SHARE POOL # REC DT: 07/18/2022 PAY DT: 07/18/2022	[REDACTED]	07/18/22	07/18/22	10,000.0000	0.34%	2.83
36258VAD6	INTEREST MORT BACKED SECURITIES CORP 15,000 PAR VALUE @ 0.52993086 GM FINANCIAL CONS ATMB RECEIVABLE TR DTD 4/22/2020 1.49000% 12/16/2024 @ 0.52993086% PER SHARE POOL # REC DT: 07/16/2022 PAY DT: 07/16/2022	[REDACTED]	07/16/22	07/16/22	15,000.0000	1.49%	9.87
03065WAD7	INTEREST MORT BACKED SECURITIES CORP 20,000 PAR VALUE @ 1 AMERICREDIT AUTOMOBILE RECEIVABLE TRUST DTD 6/22/2022 4.38000% 4/18/2028 @ 1% PER SHARE POOL # REC DT: 07/18/2022 PAY DT: 07/18/2022	[REDACTED]	07/18/22	07/18/22	20,000.0000	4.38%	63.27





Account Statement

TEAMSTERS LOC 73 PENSION CONSOL [REDACTED]

January 01, 2022 - December 31, 2022

Detail Schedule of Income Received (Continued)

Base Currency: USD

Asset Number	Description	Portfolio Number	Ex-Date	Payable Date	Unit/Par	Income Rate	Income Received This Period
03066JAC7	INTEREST MORT BACKED SECURITIES CORP 15,000 PAR VALUE @ 1 AMERICREDIT AUTO RECEIVABLES TRUST DTD 11/17/2021 0.76000% 8/18/2026 @ 1% PER SHARE POOL # REC DT: 07/18/2022 PAY DT: 07/18/2022	[REDACTED]	07/18/22	07/18/22	15,000.0000	0.76%	9.50
03066TAC5	INTEREST MORT BACKED SECURITIES CORP 30,000 PAR VALUE @ 1 AMERICREDIT AUTO RECEIVABLES TRUST DTD 3/16/2022 2.45000% 11/18/2026 @ 1% PER SHARE POOL # REC DT: 07/15/2022 PAY DT: 07/18/2022	[REDACTED]	07/18/22	07/18/22	30,000.0000	2.45%	61.25
92348TAA2	INTEREST MORT BACKED SECURITIES CORP 25,000 PAR VALUE @ 0.54494047 VERIZON OWNER TRUST DTD 1/29/2020 1.85000% 7/22/2024 @ 0.54494047% PER SHARE POOL # REC DT: 07/20/2022 PAY DT: 07/20/2022	[REDACTED]	07/20/22	07/20/22	25,000.0000	1.85%	21.00





Account Statement

TEAMSTERS LOC 73 PENSION CONSOL [REDACTED]

January 01, 2022 - December 31, 2022

Detail Schedule of Income Received (Continued)

Base Currency: USD

Asset Number	Description	Portfolio Number	Ex-Date	Payable Date	Unit/Par	Income Rate	Income Received This Period
92348KAA1	INTEREST MORT BACKED SECURITIES CORP 25,000 PAR VALUE @ 1 VERIZON MASTER TRUST DTD 5/25/2021 0.86000% 5/20/2027 @ 1% PER SHARE POOL # REC DT: 07/20/2022 PAY DT: 07/20/2022	[REDACTED]	07/20/22	07/20/22	25,000.0000	0.86%	10.42
36265MAC9	INTEREST MORT BACKED SECURITIES CORP 30,000 PAR VALUE @ 1 GM FINANCIAL AUTO LEASING TRUST DTD 2/23/2022 1.90000% 3/20/2025 @ 1% PER SHARE POOL # REC DT: 07/20/2022 PAY DT: 07/20/2022	[REDACTED]	07/20/22	07/20/22	30,000.0000	1.90%	47.50
92348KAL7	INTEREST MORT BACKED SECURITIES CORP 10,000 PAR VALUE @ 1 VERIZON MASTER TRUST DTD 1/25/2022 1.04000% 1/20/2027 @ 1% PER SHARE POOL # REC DT: 07/20/2022 PAY DT: 07/20/2022	[REDACTED]	07/20/22	07/20/22	10,000.0000	1.04%	8.67





Account Statement

TEAMSTERS LOC 73 PENSION CONSOL [REDACTED]
January 01, 2022 - December 31, 2022

Detail Schedule of Income Received (Continued)

Base Currency: USD

Asset Number	Description	Portfolio Number	Ex-Date	Payable Date	Unit/Par	Income Rate	Income Received This Period
05602RAD3	INTEREST MORT BACKED SECURITIES CORP 10,000 PAR VALUE @ 1 BMW VEHICLE OWNER TRUST DTD 5/18/2022 3.21000% 8/25/2026 @ 1% PER SHARE POOL # REC DT: 07/25/2022 PAY DT: 07/25/2022	[REDACTED]	07/25/22	07/25/22	10,000.0000	3.21%	26.75
92348TAA2	ACCRUED INTEREST RECEIVED VERIZON OWNER TRUST DTD 1/29/2020 1.85000% 7/22/2024	[REDACTED]	08/09/22	08/09/22	0.0000	1.85%	12.76
89233MAD5	ACCRUED INTEREST RECEIVED TOYOTA AUTO RECEIVABLES OWNER TR DTD 11/13/2019 1.92000% 1/16/2024	[REDACTED]	08/09/22	08/09/22	0.0000	1.92%	12.03
47787JAC2	INTEREST MORT BACKED SECURITIES CORP 40,000 PAR VALUE @ 1 JOHN DEERE OWNER TRUST DTD 3/16/2022 2.32000% 9/15/2026 @ 1% PER SHARE POOL # REC DT: 08/15/2022 PAY DT: 08/15/2022	[REDACTED]	08/15/22	08/15/22	40,000.0000	2.32%	77.33
89239RAC0	INTEREST MORT BACKED SECURITIES CORP 10,000 PAR VALUE @ 0.5230973 TOYOTA AUTO RECEIVABLES OWNER TR DTD 4/29/2020 1.36000% 8/15/2024 @ 0.5230973% PER SHARE POOL # REC DT: 08/15/2022 PAY DT: 08/15/2022	[REDACTED]	08/15/22	08/15/22	10,000.0000	1.36%	5.93





Account Statement

TEAMSTERS LOC 73 PENSION CONSOL [REDACTED]

January 01, 2022 - December 31, 2022

Detail Schedule of Income Received (Continued)

Base Currency: USD

Asset Number	Description	Portfolio Number	Ex-Date	Payable Date	Unit/Par	Income Rate	Income Received This Period
02008JACO	INTEREST MORT BACKED SECURITIES CORP 15,000 PAR VALUE @ 1 ALLY AUTO RECEIVABLES TRUST DTD 5/18/2022 3.31000% 11/15/2026 @ 1% PER SHARE POOL # REC DT: 08/15/2022 PAY DT: 08/15/2022	[REDACTED]	08/15/22	08/15/22	15,000.0000	3.31%	41.37
34528LAD7	INTEREST MORT BACKED SECURITIES CORP 50,000 PAR VALUE @ 1 FORD CREDIT AUTO LEASE TRUST DTD 4/26/2022 3.23000% 5/15/2025 @ 1% PER SHARE POOL # REC DT: 08/15/2022 PAY DT: 08/15/2022	[REDACTED]	08/15/22	08/15/22	50,000.0000	3.23%	134.58
12598LACO	INTEREST MORT BACKED SECURITIES CORP 10,000 PAR VALUE @ 1 CNH EQUIPMENT TRUST DTD 10/27/2021 0.81000% 12/15/2026 @ 1% PER SHARE POOL # REC DT: 08/15/2022 PAY DT: 08/15/2022	[REDACTED]	08/15/22	08/15/22	10,000.0000	0.81%	6.75



Detail Schedule of Income Received (Continued)

Base Currency: USD

Asset Number	Description	Portfolio Number	Ex-Date	Payable Date	Unit/Par	Income Rate	Income Received This Period
345286AC2	INTEREST MORT BACKED SECURITIES CORP 20,000 PAR VALUE @ 1 FORD CREDIT AUTO OWNER TRUST DTD 1/24/2022 1.29000% 6/15/2026 @ 1% PER SHARE POOL # REC DT: 08/15/2022 PAY DT: 08/15/2022	[REDACTED]	08/15/22	08/15/22	20,000.0000	1.29%	21.50
43815BAC4	INTEREST MORT BACKED SECURITIES CORP 30,000 PAR VALUE @ 1 HONDA AUTO RECEIVABLES OWNER TRUST DTD 2/23/2022 1.88000% 5/15/2026 @ 1% PER SHARE POOL # REC DT: 08/15/2022 PAY DT: 08/15/2022	[REDACTED]	08/15/22	08/15/22	30,000.0000	1.88%	47.00
36258VAD6	INTEREST MORT BACKED SECURITIES CORP 15,000 PAR VALUE @ 0.48450063 GM FINANCIAL CONS ATMB RECEIVABLE TR DTD 4/22/2020 1.49000% 12/16/2024 @ 0.48450063% PER SHARE POOL # REC DT: 08/16/2022 PAY DT: 08/16/2022	[REDACTED]	08/16/22	08/16/22	15,000.0000	1.49%	9.02





Account Statement

TEAMSTERS LOC 73 PENSION CONSOL [REDACTED]

January 01, 2022 - December 31, 2022

Detail Schedule of Income Received (Continued)

Base Currency: USD

Asset Number	Description	Portfolio Number	Ex-Date	Payable Date	Unit/Par	Income Rate	Income Received This Period
03066RAC9	INTEREST MORT BACKED SECURITIES CORP 10,000 PAR VALUE @ 1 AMERICREDIT AUTO RECEIVABLES TRUST DTD 6/16/2021 0.34000% 12/18/2026 @ 1% PER SHARE POOL # REC DT: 08/18/2022 PAY DT: 08/18/2022	[REDACTED]	08/18/22	08/18/22	10,000.0000	0.34%	2.83
03065WAD7	INTEREST MORT BACKED SECURITIES CORP 20,000 PAR VALUE @ 1 AMERICREDIT AUTOMOBILE RECEIVABLE TRUST DTD 6/22/2022 4.38000% 4/18/2028 @ 1% PER SHARE POOL # REC DT: 08/18/2022 PAY DT: 08/18/2022	[REDACTED]	08/18/22	08/18/22	20,000.0000	4.38%	73.00
03066JAC7	INTEREST MORT BACKED SECURITIES CORP 15,000 PAR VALUE @ 1 AMERICREDIT AUTO RECEIVABLES TRUST DTD 11/17/2021 0.76000% 8/18/2026 @ 1% PER SHARE POOL # REC DT: 08/18/2022 PAY DT: 08/18/2022	[REDACTED]	08/18/22	08/18/22	15,000.0000	0.76%	9.50





Account Statement

TEAMSTERS LOC 73 PENSION CONSOL [REDACTED]
January 01, 2022 - December 31, 2022

Detail Schedule of Income Received (Continued)

Base Currency: USD

Asset Number	Description	Portfolio Number	Ex-Date	Payable Date	Unit/Par	Income Rate	Income Received This Period
03066TAC5	INTEREST MORT BACKED SECURITIES CORP 30,000 PAR VALUE @ 1 AMERICREDIT AUTO RECEIVABLES TRUST DTD 3/16/2022 2.45000% 11/18/2026 @ 1% PER SHARE POOL # REC DT: 08/18/2022 PAY DT: 08/18/2022	[REDACTED]	08/18/22	08/18/22	30,000.0000	2.45%	61.25
92348KAA1	INTEREST MORT BACKED SECURITIES CORP 25,000 PAR VALUE @ 1 VERIZON MASTER TRUST DTD 5/25/2021 0.86000% 5/20/2027 @ 1% PER SHARE POOL # REC DT: 08/20/2022 PAY DT: 08/20/2022	[REDACTED]	08/20/22	08/20/22	25,000.0000	0.86%	10.42
36265MAC9	INTEREST MORT BACKED SECURITIES CORP 30,000 PAR VALUE @ 1 GM FINANCIAL AUTO LEASING TRUST DTD 2/23/2022 1.90000% 3/20/2025 @ 1% PER SHARE POOL # REC DT: 08/20/2022 PAY DT: 08/20/2022	[REDACTED]	08/20/22	08/20/22	30,000.0000	1.90%	47.50





Account Statement

TEAMSTERS LOC 73 PENSION CONSOL [REDACTED]

January 01, 2022 - December 31, 2022

Detail Schedule of Income Received (Continued)

Base Currency: USD

Asset Number	Description	Portfolio Number	Ex-Date	Payable Date	Unit/Par	Income Rate	Income Received This Period
92348KAL7	INTEREST MORT BACKED SECURITIES CORP 10,000 PAR VALUE @ 1 VERIZON MASTER TRUST DTD 1/25/2022 1.04000% 1/20/2027 @ 1% PER SHARE POOL # REC DT: 08/20/2022 PAY DT: 08/20/2022	[REDACTED]	08/20/22	08/20/22	10,000.0000	1.04%	8.67
05602RAD3	INTEREST MORT BACKED SECURITIES CORP 10,000 PAR VALUE @ 1 BMW VEHICLE OWNER TRUST DTD 5/18/2022 3.21000% 8/25/2026 @ 1% PER SHARE POOL # REC DT: 08/25/2022 PAY DT: 08/25/2022	[REDACTED]	08/25/22	08/25/22	10,000.0000	3.21%	26.75
47787JAC2	INTEREST MORT BACKED SECURITIES CORP 40,000 PAR VALUE @ 1 JOHN DEERE OWNER TRUST DTD 3/16/2022 2.32000% 9/15/2026 @ 1% PER SHARE POOL # REC DT: 09/15/2022 PAY DT: 09/15/2022	[REDACTED]	09/15/22	09/15/22	40,000.0000	2.32%	77.33





Account Statement

TEAMSTERS LOC 73 PENSION CONSOL [REDACTED]

January 01, 2022 - December 31, 2022

Detail Schedule of Income Received (Continued)

Base Currency: USD

Asset Number	Description	Portfolio Number	Ex-Date	Payable Date	Unit/Par	Income Rate	Income Received This Period
89239RAC0	INTEREST MORT BACKED SECURITIES CORP 10,000 PAR VALUE @ 0.47374701 TOYOTA AUTO RECEIVABLES OWNER TR DTD 4/29/2020 1.36000% 8/15/2024 @ 0.47374701% PER SHARE POOL # REC DT: 09/15/2022 PAY DT: 09/15/2022	[REDACTED]	09/15/22	09/15/22	10,000.0000	1.36%	5.37
345286AC2	INTEREST MORT BACKED SECURITIES CORP 20,000 PAR VALUE @ 1 FORD CREDIT AUTO OWNER TRUST DTD 1/24/2022 1.29000% 6/15/2026 @ 1% PER SHARE POOL # REC DT: 09/15/2022 PAY DT: 09/15/2022	[REDACTED]	09/15/22	09/15/22	20,000.0000	1.29%	21.50
43815BAC4	INTEREST MORT BACKED SECURITIES CORP 30,000 PAR VALUE @ 1 HONDA AUTO RECEIVABLES OWNER TRUST DTD 2/23/2022 1.88000% 5/15/2026 @ 1% PER SHARE POOL # REC DT: 09/15/2022 PAY DT: 09/15/2022	[REDACTED]	09/15/22	09/15/22	30,000.0000	1.88%	47.00



Detail Schedule of Income Received (Continued)

Base Currency: USD

Asset Number	Description	Portfolio Number	Ex-Date	Payable Date	Unit/Par	Income Rate	Income Received This Period
47800AAC4	INTEREST MORT BACKED SECURITIES CORP 25,000 PAR VALUE @ 1 JOHN DEERE OWNER TRUST DTD 7/20/2022 3.74000% 2/16/2027 @ 1% PER SHARE POOL # REC DT: 09/15/2022 PAY DT: 09/15/2022	[REDACTED]	09/15/22	09/15/22	25,000.0000	3.74%	142.85
02008JACO	INTEREST MORT BACKED SECURITIES CORP 15,000 PAR VALUE @ 1 ALLY AUTO RECEIVABLES TRUST DTD 5/18/2022 3.31000% 11/15/2026 @ 1% PER SHARE POOL # REC DT: 09/15/2022 PAY DT: 09/15/2022	[REDACTED]	09/15/22	09/15/22	15,000.0000	3.31%	41.37
34528LAD7	INTEREST MORT BACKED SECURITIES CORP 50,000 PAR VALUE @ 1 FORD CREDIT AUTO LEASE TRUST DTD 4/26/2022 3.23000% 5/15/2025 @ 1% PER SHARE POOL # REC DT: 09/15/2022 PAY DT: 09/15/2022	[REDACTED]	09/15/22	09/15/22	50,000.0000	3.23%	134.58





Account Statement

TEAMSTERS LOC 73 PENSION CONSOL [REDACTED]
 January 01, 2022 - December 31, 2022

Detail Schedule of Income Received (Continued)

Base Currency: USD

Asset Number	Description	Portfolio Number	Ex-Date	Payable Date	Unit/Par	Income Rate	Income Received This Period
12598LACO	INTEREST MORT BACKED SECURITIES CORP 10,000 PAR VALUE @ 1 CNH EQUIPMENT TRUST DTD 10/27/2021 0.81000% 12/15/2026 @ 1% PER SHARE POOL # REC DT: 09/14/2022 PAY DT: 09/15/2022	[REDACTED]	09/15/22	09/15/22	10,000.0000	0.81%	6.75
36258VAD6	INTEREST MORT BACKED SECURITIES CORP 15,000 PAR VALUE @ 0.43954397 GM FINANCIAL CONS ATMB RECEIVABLE TR DTD 4/22/2020 1.49000% 12/16/2024 @ 0.43954397% PER SHARE POOL # REC DT: 09/16/2022 PAY DT: 09/16/2022	[REDACTED]	09/16/22	09/16/22	15,000.0000	1.49%	8.19
03066RAC9	INTEREST MORT BACKED SECURITIES CORP 10,000 PAR VALUE @ 1 AMERICREDIT AUTO RECEIVABLES TRUST DTD 6/16/2021 0.34000% 12/18/2026 @ 1% PER SHARE POOL # REC DT: 09/18/2022 PAY DT: 09/18/2022	[REDACTED]	09/18/22	09/18/22	10,000.0000	0.34%	2.83





Account Statement

TEAMSTERS LOC 73 PENSION CONSOL [REDACTED]

January 01, 2022 - December 31, 2022

Detail Schedule of Income Received (Continued)

Base Currency: USD

Asset Number	Description	Portfolio Number	Ex-Date	Payable Date	Unit/Par	Income Rate	Income Received This Period
03065WAD7	INTEREST MORT BACKED SECURITIES CORP 20,000 PAR VALUE @ 1 AMERICREDIT AUTOMOBILE RECEIVABLE TRUST DTD 6/22/2022 4.38000% 4/18/2028 @ 1% PER SHARE POOL # REC DT: 09/18/2022 PAY DT: 09/18/2022	[REDACTED]	09/18/22	09/18/22	20,000.0000	4.38%	73.00
03066JAC7	INTEREST MORT BACKED SECURITIES CORP 15,000 PAR VALUE @ 1 AMERICREDIT AUTO RECEIVABLES TRUST DTD 11/17/2021 0.76000% 8/18/2026 @ 1% PER SHARE POOL # REC DT: 09/18/2022 PAY DT: 09/18/2022	[REDACTED]	09/18/22	09/18/22	15,000.0000	0.76%	9.50
03066TAC5	INTEREST MORT BACKED SECURITIES CORP 30,000 PAR VALUE @ 1 AMERICREDIT AUTO RECEIVABLES TRUST DTD 3/16/2022 2.45000% 11/18/2026 @ 1% PER SHARE POOL # REC DT: 09/18/2022 PAY DT: 09/18/2022	[REDACTED]	09/18/22	09/18/22	30,000.0000	2.45%	61.25





Account Statement

TEAMSTERS LOC 73 PENSION CONSOL [REDACTED]
January 01, 2022 - December 31, 2022

Detail Schedule of Income Received (Continued)

Base Currency: USD

Asset Number	Description	Portfolio Number	Ex-Date	Payable Date	Unit/Par	Income Rate	Income Received This Period
92348KAA1	INTEREST MORT BACKED SECURITIES CORP 25,000 PAR VALUE @ 1 VERIZON MASTER TRUST DTD 5/25/2021 0.86000% 5/20/2027 @ 1% PER SHARE POOL # REC DT: 09/20/2022 PAY DT: 09/20/2022	[REDACTED]	09/20/22	09/20/22	25,000.0000	0.86%	10.42
380130AD6	INTEREST MORT BACKED SECURITIES CORP 25,000 PAR VALUE @ 1 GM FINANCIAL AUTO LEASING TRUST DTD 8/17/2022 4.01000% 9/22/2025 @ 1% PER SHARE POOL # REC DT: 09/19/2022 PAY DT: 09/20/2022	[REDACTED]	09/20/22	09/20/22	25,000.0000	4.01%	91.90
36265MAC9	INTEREST MORT BACKED SECURITIES CORP 30,000 PAR VALUE @ 1 GM FINANCIAL AUTO LEASING TRUST DTD 2/23/2022 1.90000% 3/20/2025 @ 1% PER SHARE POOL # REC DT: 09/20/2022 PAY DT: 09/20/2022	[REDACTED]	09/20/22	09/20/22	30,000.0000	1.90%	47.50



Detail Schedule of Income Received (Continued)

Base Currency: USD

Asset Number	Description	Portfolio Number	Ex-Date	Payable Date	Unit/Par	Income Rate	Income Received This Period
92348KAL7	INTEREST MORT BACKED SECURITIES CORP 10,000 PAR VALUE @ 1 VERIZON MASTER TRUST DTD 1/25/2022 1.04000% 1/20/2027 @ 1% PER SHARE POOL # REC DT: 09/20/2022 PAY DT: 09/20/2022	[REDACTED]	09/20/22	09/20/22	10,000.0000	1.04%	8.67
05602RAD3	INTEREST MORT BACKED SECURITIES CORP 10,000 PAR VALUE @ 1 BMW VEHICLE OWNER TRUST DTD 5/18/2022 3.21000% 8/25/2026 @ 1% PER SHARE POOL # REC DT: 09/25/2022 PAY DT: 09/25/2022	[REDACTED]	09/25/22	09/25/22	10,000.0000	3.21%	26.75
47787JAC2	INTEREST MORT BACKED SECURITIES CORP 40,000 PAR VALUE @ 1 JOHN DEERE OWNER TRUST DTD 3/16/2022 2.32000% 9/15/2026 @ 1% PER SHARE POOL # REC DT: 10/15/2022 PAY DT: 10/15/2022	[REDACTED]	10/15/22	10/15/22	40,000.0000	2.32%	77.33





Account Statement

TEAMSTERS LOC 73 PENSION CONSOL [REDACTED]

January 01, 2022 - December 31, 2022

Detail Schedule of Income Received (Continued)

Base Currency: USD

Asset Number	Description	Portfolio Number	Ex-Date	Payable Date	Unit/Par	Income Rate	Income Received This Period
47800AAC4	INTEREST MORT BACKED SECURITIES CORP 25,000 PAR VALUE @ 1 JOHN DEERE OWNER TRUST DTD 7/20/2022 3.74000% 2/16/2027 @ 1% PER SHARE POOL # REC DT: 10/15/2022 PAY DT: 10/15/2022	[REDACTED]	10/15/22	10/15/22	25,000.0000	3.74%	77.92
02008JACO	INTEREST MORT BACKED SECURITIES CORP 15,000 PAR VALUE @ 1 ALLY AUTO RECEIVABLES TRUST DTD 5/18/2022 3.31000% 11/15/2026 @ 1% PER SHARE POOL # REC DT: 10/15/2022 PAY DT: 10/15/2022	[REDACTED]	10/15/22	10/15/22	15,000.0000	3.31%	41.37
34528LAD7	INTEREST MORT BACKED SECURITIES CORP 50,000 PAR VALUE @ 1 FORD CREDIT AUTO LEASE TRUST DTD 4/26/2022 3.23000% 5/15/2025 @ 1% PER SHARE POOL # REC DT: 10/15/2022 PAY DT: 10/15/2022	[REDACTED]	10/15/22	10/15/22	50,000.0000	3.23%	134.58





Account Statement

TEAMSTERS LOC 73 PENSION CONSOL [REDACTED]

January 01, 2022 - December 31, 2022

Detail Schedule of Income Received (Continued)

Base Currency: USD

Asset Number	Description	Portfolio Number	Ex-Date	Payable Date	Unit/Par	Income Rate	Income Received This Period
89239RAC0	INTEREST MORT BACKED SECURITIES CORP 10,000 PAR VALUE @ 0.42405265 TOYOTA AUTO RECEIVABLES OWNER TR DTD 4/29/2020 1.36000% 8/15/2024 @ 0.42405265% PER SHARE POOL # REC DT: 10/15/2022 PAY DT: 10/15/2022	[REDACTED]	10/15/22	10/15/22	10,000.0000	1.36%	4.81
36258VAD6	INTEREST MORT BACKED SECURITIES CORP 15,000 PAR VALUE @ 0.39598005 GM FINANCIAL CONS ATMB RECEIVABLE TR DTD 4/22/2020 1.49000% 12/16/2024 @ 0.39598005% PER SHARE POOL # REC DT: 10/16/2022 PAY DT: 10/16/2022	[REDACTED]	10/16/22	10/16/22	15,000.0000	1.49%	7.38
345286AC2	INTEREST MORT BACKED SECURITIES CORP 20,000 PAR VALUE @ 1 FORD CREDIT AUTO OWNER TRUST DTD 1/24/2022 1.29000% 6/15/2026 @ 1% PER SHARE POOL # REC DT: 10/15/2022 PAY DT: 10/15/2022	[REDACTED]	10/15/22	10/15/22	20,000.0000	1.29%	21.50





Account Statement

TEAMSTERS LOC 73 PENSION CONSOL [REDACTED]

January 01, 2022 - December 31, 2022

Detail Schedule of Income Received (Continued)

Base Currency: USD

Asset Number	Description	Portfolio Number	Ex-Date	Payable Date	Unit/Par	Income Rate	Income Received This Period
43815BAC4	INTEREST MORT BACKED SECURITIES CORP 30,000 PAR VALUE @ 1 HONDA AUTO RECEIVABLES OWNER TRUST DTD 2/23/2022 1.88000% 5/15/2026 @ 1% PER SHARE POOL # REC DT: 10/15/2022 PAY DT: 10/15/2022	[REDACTED]	10/15/22	10/15/22	30,000.0000	1.88%	47.00
12598LAC0	INTEREST MORT BACKED SECURITIES CORP 10,000 PAR VALUE @ 1 CNH EQUIPMENT TRUST DTD 10/27/2021 0.81000% 12/15/2026 @ 1% PER SHARE POOL # REC DT: 10/14/2022 PAY DT: 10/15/2022	[REDACTED]	10/15/22	10/15/22	10,000.0000	0.81%	6.75
03065WAD7	INTEREST MORT BACKED SECURITIES CORP 20,000 PAR VALUE @ 1 AMERICREDIT AUTOMOBILE RECEIVABLE TRUST DTD 6/22/2022 4.38000% 4/18/2028 @ 1% PER SHARE POOL # REC DT: 10/18/2022 PAY DT: 10/18/2022	[REDACTED]	10/18/22	10/18/22	20,000.0000	4.38%	73.00





Account Statement

TEAMSTERS LOC 73 PENSION CONSOL [REDACTED]

January 01, 2022 - December 31, 2022

Detail Schedule of Income Received (Continued)

Base Currency: USD

Asset Number	Description	Portfolio Number	Ex-Date	Payable Date	Unit/Par	Income Rate	Income Received This Period
03066JAC7	INTEREST MORT BACKED SECURITIES CORP 15,000 PAR VALUE @ 1 AMERICREDIT AUTO RECEIVABLES TRUST DTD 11/17/2021 0.76000% 8/18/2026 @ 1% PER SHARE POOL # REC DT: 10/18/2022 PAY DT: 10/18/2022	[REDACTED]	10/18/22	10/18/22	15,000.0000	0.76%	9.50
03066TAC5	INTEREST MORT BACKED SECURITIES CORP 30,000 PAR VALUE @ 1 AMERICREDIT AUTO RECEIVABLES TRUST DTD 3/16/2022 2.45000% 11/18/2026 @ 1% PER SHARE POOL # REC DT: 10/18/2022 PAY DT: 10/18/2022	[REDACTED]	10/18/22	10/18/22	30,000.0000	2.45%	61.25
03066RAC9	INTEREST MORT BACKED SECURITIES CORP 10,000 PAR VALUE @ 1 AMERICREDIT AUTO RECEIVABLES TRUST DTD 6/16/2021 0.34000% 12/18/2026 @ 1% PER SHARE POOL # REC DT: 10/18/2022 PAY DT: 10/18/2022	[REDACTED]	10/18/22	10/18/22	10,000.0000	0.34%	2.83



Detail Schedule of Income Received (Continued)

Base Currency: USD

Asset Number	Description	Portfolio Number	Ex-Date	Payable Date	Unit/Par	Income Rate	Income Received This Period
92348KAA1	INTEREST MORT BACKED SECURITIES CORP 25,000 PAR VALUE @ 1 VERIZON MASTER TRUST DTD 5/25/2021 0.86000% 5/20/2027 @ 1% PER SHARE POOL # REC DT: 10/20/2022 PAY DT: 10/20/2022	[REDACTED]	10/20/22	10/20/22	25,000.0000	0.86%	10.42
36265MAC9	INTEREST MORT BACKED SECURITIES CORP 30,000 PAR VALUE @ 1 GM FINANCIAL AUTO LEASING TRUST DTD 2/23/2022 1.90000% 3/20/2025 @ 1% PER SHARE POOL # REC DT: 10/20/2022 PAY DT: 10/20/2022	[REDACTED]	10/20/22	10/20/22	30,000.0000	1.90%	47.50
380130AD6	INTEREST MORT BACKED SECURITIES CORP 25,000 PAR VALUE @ 1 GM FINANCIAL AUTO LEASING TRUST DTD 8/17/2022 4.01000% 9/22/2025 @ 1% PER SHARE POOL # REC DT: 10/20/2022 PAY DT: 10/20/2022	[REDACTED]	10/20/22	10/20/22	25,000.0000	4.01%	83.54



Detail Schedule of Income Received (Continued)

Base Currency: USD

Asset Number	Description	Portfolio Number	Ex-Date	Payable Date	Unit/Par	Income Rate	Income Received This Period
92348KAL7	INTEREST MORT BACKED SECURITIES CORP 10,000 PAR VALUE @ 1 VERIZON MASTER TRUST DTD 1/25/2022 1.04000% 1/20/2027 @ 1% PER SHARE POOL # REC DT: 10/20/2022 PAY DT: 10/20/2022	XXXXXXXXXX	10/20/22	10/20/22	10,000.0000	1.04%	8.67
05602RAD3	INTEREST MORT BACKED SECURITIES CORP 10,000 PAR VALUE @ 1 BMW VEHICLE OWNER TRUST DTD 5/18/2022 3.21000% 8/25/2026 @ 1% PER SHARE POOL # REC DT: 10/25/2022 PAY DT: 10/25/2022	XXXXXXXXXX	10/25/22	10/25/22	10,000.0000	3.21%	26.75
24737BAA3	INTEREST MORT BACKED SECURITIES CORP 30,000 PAR VALUE @ 1 DELTA AIR LINES INC DTD 3/13/2019 3.20400% 4/25/2024 @ 1% PER SHARE POOL # REC DT: 10/10/2022 PAY DT: 10/25/2022	XXXXXXXXXX	10/25/22	10/25/22	30,000.0000	3.20%	480.60





Account Statement

TEAMSTERS LOC 73 PENSION CONSOL [REDACTED]
January 01, 2022 - December 31, 2022

Detail Schedule of Income Received (Continued)

Base Currency: USD

Asset Number	Description	Portfolio Number	Ex-Date	Payable Date	Unit/Par	Income Rate	Income Received This Period
47787JAC2	INTEREST MORT BACKED SECURITIES CORP 40,000 PAR VALUE @ 1 JOHN DEERE OWNER TRUST DTD 3/16/2022 2.32000% 9/15/2026 @ 1% PER SHARE POOL # REC DT: 11/15/2022 PAY DT: 11/15/2022	[REDACTED]	11/15/22	11/15/22	40,000.0000	2.32%	77.33
47800AAC4	INTEREST MORT BACKED SECURITIES CORP 25,000 PAR VALUE @ 1 JOHN DEERE OWNER TRUST DTD 7/20/2022 3.74000% 2/16/2027 @ 1% PER SHARE POOL # REC DT: 11/15/2022 PAY DT: 11/15/2022	[REDACTED]	11/15/22	11/15/22	25,000.0000	3.74%	77.92
12598LAC0	INTEREST MORT BACKED SECURITIES CORP 10,000 PAR VALUE @ 1 CNH EQUIPMENT TRUST DTD 10/27/2021 0.81000% 12/15/2026 @ 1% PER SHARE POOL # REC DT: 11/15/2022 PAY DT: 11/15/2022	[REDACTED]	11/15/22	11/15/22	10,000.0000	0.81%	6.75





Account Statement

TEAMSTERS LOC 73 PENSION CONSOL [REDACTED]

January 01, 2022 - December 31, 2022

Detail Schedule of Income Received (Continued)

Base Currency: USD

Asset Number	Description	Portfolio Number	Ex-Date	Payable Date	Unit/Par	Income Rate	Income Received This Period
345286AC2	INTEREST MORT BACKED SECURITIES CORP 20,000 PAR VALUE @ 1 FORD CREDIT AUTO OWNER TRUST DTD 1/24/2022 1.29000% 6/15/2026 @ 1% PER SHARE POOL # REC DT: 11/15/2022 PAY DT: 11/15/2022	[REDACTED]	11/15/22	11/15/22	20,000.0000	1.29%	21.50
43815BAC4	INTEREST MORT BACKED SECURITIES CORP 30,000 PAR VALUE @ 1 HONDA AUTO RECEIVABLES OWNER TRUST DTD 2/23/2022 1.88000% 5/15/2026 @ 1% PER SHARE POOL # REC DT: 11/15/2022 PAY DT: 11/15/2022	[REDACTED]	11/15/22	11/15/22	30,000.0000	1.88%	47.00
02008JAC0	INTEREST MORT BACKED SECURITIES CORP 15,000 PAR VALUE @ 1 ALLY AUTO RECEIVABLES TRUST DTD 5/18/2022 3.31000% 11/15/2026 @ 1% PER SHARE POOL # REC DT: 11/15/2022 PAY DT: 11/15/2022	[REDACTED]	11/15/22	11/15/22	15,000.0000	3.31%	41.37





Account Statement

TEAMSTERS LOC 73 PENSION CONSOL [REDACTED]

January 01, 2022 - December 31, 2022

Detail Schedule of Income Received (Continued)

Base Currency: USD

Asset Number	Description	Portfolio Number	Ex-Date	Payable Date	Unit/Par	Income Rate	Income Received This Period
34528LAD7	INTEREST MORT BACKED SECURITIES CORP 50,000 PAR VALUE @ 1 FORD CREDIT AUTO LEASE TRUST DTD 4/26/2022 3.23000% 5/15/2025 @ 1% PER SHARE POOL # REC DT: 11/14/2022 PAY DT: 11/15/2022	[REDACTED]	11/15/22	11/15/22	50,000.0000	3.23%	134.58
89239RAC0	INTEREST MORT BACKED SECURITIES CORP 10,000 PAR VALUE @ 0.3781013 TOYOTA AUTO RECEIVABLES OWNER TR DTD 4/29/2020 1.36000% 8/15/2024 @ 0.3781013% PER SHARE POOL # REC DT: 11/14/2022 PAY DT: 11/15/2022	[REDACTED]	11/15/22	11/15/22	10,000.0000	1.36%	4.29
36258VAD6	INTEREST MORT BACKED SECURITIES CORP 15,000 PAR VALUE @ 0.35635578 GM FINANCIAL CONS ATMB RECEIVABLE TR DTD 4/22/2020 1.49000% 12/16/2024 @ 0.35635578% PER SHARE POOL # REC DT: 11/16/2022 PAY DT: 11/16/2022	[REDACTED]	11/16/22	11/16/22	15,000.0000	1.49%	6.64





Account Statement

TEAMSTERS LOC 73 PENSION CONSOL [REDACTED]

January 01, 2022 - December 31, 2022

Detail Schedule of Income Received (Continued)

Base Currency: USD

Asset Number	Description	Portfolio Number	Ex-Date	Payable Date	Unit/Par	Income Rate	Income Received This Period
03066RAC9	INTEREST MORT BACKED SECURITIES CORP 10,000 PAR VALUE @ 1 AMERICREDIT AUTO RECEIVABLES TRUST DTD 6/16/2021 0.34000% 12/18/2026 @ 1% PER SHARE POOL # REC DT: 11/18/2022 PAY DT: 11/18/2022	[REDACTED]	11/18/22	11/18/22	10,000.0000	0.34%	2.83
03065WAD7	INTEREST MORT BACKED SECURITIES CORP 20,000 PAR VALUE @ 1 AMERICREDIT AUTOMOBILE RECEIVABLE TRUST DTD 6/22/2022 4.38000% 4/18/2028 @ 1% PER SHARE POOL # REC DT: 11/18/2022 PAY DT: 11/18/2022	[REDACTED]	11/18/22	11/18/22	20,000.0000	4.38%	73.00
03066JAC7	INTEREST MORT BACKED SECURITIES CORP 15,000 PAR VALUE @ 1 AMERICREDIT AUTO RECEIVABLES TRUST DTD 11/17/2021 0.76000% 8/18/2026 @ 1% PER SHARE POOL # REC DT: 11/18/2022 PAY DT: 11/18/2022	[REDACTED]	11/18/22	11/18/22	15,000.0000	0.76%	9.50





Account Statement

TEAMSTERS LOC 73 PENSION CONSOL [REDACTED]
January 01, 2022 - December 31, 2022

Detail Schedule of Income Received (Continued)

Base Currency: USD

Asset Number	Description	Portfolio Number	Ex-Date	Payable Date	Unit/Par	Income Rate	Income Received This Period
03066TAC5	INTEREST MORT BACKED SECURITIES CORP 30,000 PAR VALUE @ 1 AMERICREDIT AUTO RECEIVABLES TRUST DTD 3/16/2022 2.45000% 11/18/2026 @ 1% PER SHARE POOL # REC DT: 11/18/2022 PAY DT: 11/18/2022	[REDACTED]	11/18/22	11/18/22	30,000.0000	2.45%	61.25
92348KAA1	INTEREST MORT BACKED SECURITIES CORP 25,000 PAR VALUE @ 1 VERIZON MASTER TRUST DTD 5/25/2021 0.86000% 5/20/2027 @ 1% PER SHARE POOL # REC DT: 11/20/2022 PAY DT: 11/20/2022	[REDACTED]	11/20/22	11/20/22	25,000.0000	0.86%	10.42
36265MAC9	INTEREST MORT BACKED SECURITIES CORP 30,000 PAR VALUE @ 1 GM FINANCIAL AUTO LEASING TRUST DTD 2/23/2022 1.90000% 3/20/2025 @ 1% PER SHARE POOL # REC DT: 11/20/2022 PAY DT: 11/20/2022	[REDACTED]	11/20/22	11/20/22	30,000.0000	1.90%	47.50





Account Statement

TEAMSTERS LOC 73 PENSION CONSOL [REDACTED]

January 01, 2022 - December 31, 2022

Detail Schedule of Income Received (Continued)

Base Currency: USD

Asset Number	Description	Portfolio Number	Ex-Date	Payable Date	Unit/Par	Income Rate	Income Received This Period
380130AD6	INTEREST MORT BACKED SECURITIES CORP 25,000 PAR VALUE @ 1 GM FINANCIAL AUTO LEASING TRUST DTD 8/17/2022 4.01000% 9/22/2025 @ 1% PER SHARE POOL # REC DT: 11/20/2022 PAY DT: 11/20/2022	[REDACTED]	11/20/22	11/20/22	25,000.0000	4.01%	83.54
92348KAL7	INTEREST MORT BACKED SECURITIES CORP 10,000 PAR VALUE @ 1 VERIZON MASTER TRUST DTD 1/25/2022 1.04000% 1/20/2027 @ 1% PER SHARE POOL # REC DT: 11/20/2022 PAY DT: 11/20/2022	[REDACTED]	11/20/22	11/20/22	10,000.0000	1.04%	8.67
05602RAD3	INTEREST MORT BACKED SECURITIES CORP 10,000 PAR VALUE @ 1 BMW VEHICLE OWNER TRUST DTD 5/18/2022 3.21000% 8/25/2026 @ 1% PER SHARE POOL # REC DT: 11/25/2022 PAY DT: 11/25/2022	[REDACTED]	11/25/22	11/25/22	10,000.0000	3.21%	26.75





Account Statement

TEAMSTERS LOC 73 PENSION CONSOL [REDACTED]

January 01, 2022 - December 31, 2022

Detail Schedule of Income Received (Continued)

Base Currency: USD

Asset Number	Description	Portfolio Number	Ex-Date	Payable Date	Unit/Par	Income Rate	Income Received This Period
47787JAC2	INTEREST MORT BACKED SECURITIES CORP 40,000 PAR VALUE @ 1 JOHN DEERE OWNER TRUST DTD 3/16/2022 2.32000% 9/15/2026 @ 1% PER SHARE POOL # REC DT: 12/15/2022 PAY DT: 12/15/2022	[REDACTED]	12/15/22	12/15/22	40,000.0000	2.32%	77.33
47800AAC4	INTEREST MORT BACKED SECURITIES CORP 25,000 PAR VALUE @ 1 JOHN DEERE OWNER TRUST DTD 7/20/2022 3.74000% 2/16/2027 @ 1% PER SHARE POOL # REC DT: 12/15/2022 PAY DT: 12/15/2022	[REDACTED]	12/15/22	12/15/22	25,000.0000	3.74%	77.92
89239RAC0	INTEREST MORT BACKED SECURITIES CORP 10,000 PAR VALUE @ 0.3353884 TOYOTA AUTO RECEIVABLES OWNER TR DTD 4/29/2020 1.36000% 8/15/2024 @ 0.3353884% PER SHARE POOL # REC DT: 12/15/2022 PAY DT: 12/15/2022	[REDACTED]	12/15/22	12/15/22	10,000.0000	1.36%	3.80





Account Statement

TEAMSTERS LOC 73 PENSION CONSOL [REDACTED]

January 01, 2022 - December 31, 2022

Detail Schedule of Income Received (Continued)

Base Currency: USD

Asset Number	Description	Portfolio Number	Ex-Date	Payable Date	Unit/Par	Income Rate	Income Received This Period
02008JACO	INTEREST MORT BACKED SECURITIES CORP 15,000 PAR VALUE @ 1 ALLY AUTO RECEIVABLES TRUST DTD 5/18/2022 3.31000% 11/15/2026 @ 1% PER SHARE POOL # REC DT: 12/15/2022 PAY DT: 12/15/2022	[REDACTED]	12/15/22	12/15/22	15,000.0000	3.31%	41.37
34528LAD7	INTEREST MORT BACKED SECURITIES CORP 50,000 PAR VALUE @ 1 FORD CREDIT AUTO LEASE TRUST DTD 4/26/2022 3.23000% 5/15/2025 @ 1% PER SHARE POOL # REC DT: 12/15/2022 PAY DT: 12/15/2022	[REDACTED]	12/15/22	12/15/22	50,000.0000	3.23%	134.58
12598LACO	INTEREST MORT BACKED SECURITIES CORP 10,000 PAR VALUE @ 1 CNH EQUIPMENT TRUST DTD 10/27/2021 0.81000% 12/15/2026 @ 1% PER SHARE POOL # REC DT: 12/15/2022 PAY DT: 12/15/2022	[REDACTED]	12/15/22	12/15/22	10,000.0000	0.81%	6.75





Account Statement

TEAMSTERS LOC 73 PENSION CONSOL [REDACTED]

January 01, 2022 - December 31, 2022

Detail Schedule of Income Received (Continued)

Base Currency: USD

Asset Number	Description	Portfolio Number	Ex-Date	Payable Date	Unit/Par	Income Rate	Income Received This Period
345286AC2	INTEREST MORT BACKED SECURITIES CORP 20,000 PAR VALUE @ 1 FORD CREDIT AUTO OWNER TRUST DTD 1/24/2022 1.29000% 6/15/2026 @ 1% PER SHARE POOL # REC DT: 12/15/2022 PAY DT: 12/15/2022	[REDACTED]	12/15/22	12/15/22	20,000.0000	1.29%	21.50
43815BAC4	INTEREST MORT BACKED SECURITIES CORP 30,000 PAR VALUE @ 1 HONDA AUTO RECEIVABLES OWNER TRUST DTD 2/23/2022 1.88000% 5/15/2026 @ 1% PER SHARE POOL # REC DT: 12/15/2022 PAY DT: 12/15/2022	[REDACTED]	12/15/22	12/15/22	30,000.0000	1.88%	47.00
36258VAD6	INTEREST MORT BACKED SECURITIES CORP 15,000 PAR VALUE @ 0.32058534 GM FINANCIAL CONS ATMB RECEIVABLE TR DTD 4/22/2020 1.49000% 12/16/2024 @ 0.32058534% PER SHARE POOL # REC DT: 12/16/2022 PAY DT: 12/16/2022	[REDACTED]	12/16/22	12/16/22	15,000.0000	1.49%	5.97





Account Statement

TEAMSTERS LOC 73 PENSION CONSOL [REDACTED]

January 01, 2022 - December 31, 2022

Detail Schedule of Income Received (Continued)

Base Currency: USD

Asset Number	Description	Portfolio Number	Ex-Date	Payable Date	Unit/Par	Income Rate	Income Received This Period
03066RAC9	INTEREST MORT BACKED SECURITIES CORP 10,000 PAR VALUE @ 1 AMERICREDIT AUTO RECEIVABLES TRUST DTD 6/16/2021 0.34000% 12/18/2026 @ 1% PER SHARE POOL # REC DT: 12/18/2022 PAY DT: 12/18/2022	[REDACTED]	12/18/22	12/18/22	10,000.0000	0.34%	2.83
03065WAD7	INTEREST MORT BACKED SECURITIES CORP 20,000 PAR VALUE @ 1 AMERICREDIT AUTOMOBILE RECEIVABLE TRUST DTD 6/22/2022 4.38000% 4/18/2028 @ 1% PER SHARE POOL # REC DT: 12/18/2022 PAY DT: 12/18/2022	[REDACTED]	12/18/22	12/18/22	20,000.0000	4.38%	73.00
03066JAC7	INTEREST MORT BACKED SECURITIES CORP 15,000 PAR VALUE @ 1 AMERICREDIT AUTO RECEIVABLES TRUST DTD 11/17/2021 0.76000% 8/18/2026 @ 1% PER SHARE POOL # REC DT: 12/18/2022 PAY DT: 12/18/2022	[REDACTED]	12/18/22	12/18/22	15,000.0000	0.76%	9.50



Detail Schedule of Income Received (Continued)

Base Currency: USD

Asset Number	Description	Portfolio Number	Ex-Date	Payable Date	Unit/Par	Income Rate	Income Received This Period
03066TAC5	INTEREST MORT BACKED SECURITIES CORP 30,000 PAR VALUE @ 1 AMERICREDIT AUTO RECEIVABLES TRUST DTD 3/16/2022 2.45000% 11/18/2026 @ 1% PER SHARE POOL # REC DT: 12/18/2022 PAY DT: 12/18/2022	[REDACTED]	12/18/22	12/18/22	30,000.0000	2.45%	61.25
92348KAA1	INTEREST MORT BACKED SECURITIES CORP 25,000 PAR VALUE @ 1 VERIZON MASTER TRUST DTD 5/25/2021 0.86000% 5/20/2027 @ 1% PER SHARE POOL # REC DT: 12/20/2022 PAY DT: 12/20/2022	[REDACTED]	12/20/22	12/20/22	25,000.0000	0.86%	10.42
36265MAC9	INTEREST MORT BACKED SECURITIES CORP 30,000 PAR VALUE @ 1 GM FINANCIAL AUTO LEASING TRUST DTD 2/23/2022 1.90000% 3/20/2025 @ 1% PER SHARE POOL # REC DT: 12/20/2022 PAY DT: 12/20/2022	[REDACTED]	12/20/22	12/20/22	30,000.0000	1.90%	47.50





Account Statement

TEAMSTERS LOC 73 PENSION CONSOL [REDACTED]
 January 01, 2022 - December 31, 2022

Detail Schedule of Income Received (Continued)

Base Currency: USD

Asset Number	Description	Portfolio Number	Ex-Date	Payable Date	Unit/Par	Income Rate	Income Received This Period
380130AD6	INTEREST MORT BACKED SECURITIES CORP 25,000 PAR VALUE @ 1 GM FINANCIAL AUTO LEASING TRUST DTD 8/17/2022 4.01000% 9/22/2025 @ 1% PER SHARE POOL # REC DT: 12/20/2022 PAY DT: 12/20/2022	[REDACTED]	12/20/22	12/20/22	25,000.0000	4.01%	83.54
92348KAL7	INTEREST MORT BACKED SECURITIES CORP 10,000 PAR VALUE @ 1 VERIZON MASTER TRUST DTD 1/25/2022 1.04000% 1/20/2027 @ 1% PER SHARE POOL # REC DT: 12/20/2022 PAY DT: 12/20/2022	[REDACTED]	12/20/22	12/20/22	10,000.0000	1.04%	8.67
05602RAD3	INTEREST MORT BACKED SECURITIES CORP 10,000 PAR VALUE @ 1 BMW VEHICLE OWNER TRUST DTD 5/18/2022 3.21000% 8/25/2026 @ 1% PER SHARE POOL # REC DT: 12/25/2022 PAY DT: 12/25/2022	[REDACTED]	12/25/22	12/25/22	10,000.0000	3.21%	26.75
Total Corporate Mortgage Back							7,327.40
Government Mortgage Back							





Account Statement

TEAMSTERS LOC 73 PENSION CONSOL [REDACTED]
January 01, 2022 - December 31, 2022

Detail Schedule of Income Received (Continued)

Base Currency: USD

Asset Number	Description	Portfolio Number	Ex-Date	Payable Date	Unit/Par	Income Rate	Income Received This Period
31307EE67	INTEREST MORT BACKED SECURITIES GOVT 65,000 PAR VALUE @ 0.18071381 FREDDIE MAC GOLD DTD 9/1/2013 3.50000% 9/1/2028 @ 0.18071381% PER SHARE POOL # J25557 REC DT: 12/31/2021 PAY DT: 01/15/2022	[REDACTED]	01/01/22	01/15/22	65,000.0000	3.50%	34.26
3620A9P96	INTEREST MORT BACKED SECURITIES GOVT 70,000 PAR VALUE @ 0.15302993 GOVERNMENT NATL MTG ASSN DTD 10/1/2009 5.00000% 10/15/2039 @ 0.15302993% PER SHARE POOL # 723248 REC DT: 12/31/2021 PAY DT: 01/15/2022	[REDACTED]	01/01/22	01/15/22	70,000.0000	5.00%	44.63
36241LX84	INTEREST MORT BACKED SECURITIES GOVT 90,000 PAR VALUE @ 0.1188837 GOVERNMENT NATL MTG ASSN DTD 9/1/2011 3.50000% 9/15/2041 @ 0.1188837% PER SHARE POOL # 783403 REC DT: 12/31/2021 PAY DT: 01/15/2022	[REDACTED]	01/01/22	01/15/22	90,000.0000	3.50%	31.21





Account Statement

TEAMSTERS LOC 73 PENSION CONSOL [REDACTED]

January 01, 2022 - December 31, 2022

Detail Schedule of Income Received (Continued)

Base Currency: USD

Asset Number	Description	Portfolio Number	Ex-Date	Payable Date	Unit/Par	Income Rate	Income Received This Period
31307UZN1	INTEREST MORT BACKED SECURITIES GOVT 10,000 PAR VALUE @ 0.44031725 FREDDIE MAC GOLD DTD 11/1/2017 3.00000% 11/1/2032 @ 0.44031725% PER SHARE POOL # J37949 REC DT: 12/31/2021 PAY DT: 01/15/2022	[REDACTED]	01/01/22	01/15/22	10,000.0000	3.00%	11.01
31418DLN0	INTEREST MORT BACKED SECURITIES GOVT 35,000 PAR VALUE @ 0.36821943 FANNIE MAE DTD 1/1/2020 3.50000% 1/1/2034 @ 0.36821943% PER SHARE POOL # MA3932 REC DT: 12/31/2021 PAY DT: 01/25/2022	[REDACTED]	01/01/22	01/25/22	35,000.0000	3.50%	37.59
3138EKFT7	INTEREST MORT BACKED SECURITIES GOVT 15,000 PAR VALUE @ 0.11370235 FANNIE MAE DTD 12/1/2012 3.50000% 1/1/2028 @ 0.11370235% PER SHARE POOL # AL2877 REC DT: 12/31/2021 PAY DT: 01/25/2022	[REDACTED]	01/01/22	01/25/22	15,000.0000	3.50%	4.97





Account Statement

TEAMSTERS LOC 73 PENSION CONSOL [REDACTED]

January 01, 2022 - December 31, 2022

Detail Schedule of Income Received (Continued)

Base Currency: USD

Asset Number	Description	Portfolio Number	Ex-Date	Payable Date	Unit/Par	Income Rate	Income Received This Period
31418BCG9	INTEREST MORT BACKED SECURITIES GOVT 25,000 PAR VALUE @ 0.23842108 FANNIE MAE DTD 3/1/2014 4.50000% 4/1/2034 @ 0.23842108% PER SHARE POOL # MA1870 REC DT: 12/31/2021 PAY DT: 01/25/2022	[REDACTED]	01/01/22	01/25/22	25,000.0000	4.50%	22.35
31307EE67	INTEREST MORT BACKED SECURITIES GOVT 65,000 PAR VALUE @ 0.17781812 FREDDIE MAC GOLD DTD 9/1/2013 3.50000% 9/1/2028 @ 0.17781812% PER SHARE POOL # J25557 REC DT: 01/31/2022 PAY DT: 02/15/2022	[REDACTED]	02/01/22	02/15/22	65,000.0000	3.50%	33.71
3620A9P96	INTEREST MORT BACKED SECURITIES GOVT 70,000 PAR VALUE @ 0.1471523 GOVERNMENT NATL MTG ASSN DTD 10/1/2009 5.00000% 10/15/2039 @ 0.1471523% PER SHARE POOL # 723248 REC DT: 01/31/2022 PAY DT: 02/15/2022	[REDACTED]	02/01/22	02/15/22	70,000.0000	5.00%	42.92





Account Statement

TEAMSTERS LOC 73 PENSION CONSOL [REDACTED]

January 01, 2022 - December 31, 2022

Detail Schedule of Income Received (Continued)

Base Currency: USD

Asset Number	Description	Portfolio Number	Ex-Date	Payable Date	Unit/Par	Income Rate	Income Received This Period
36241LX84	INTEREST MORT BACKED SECURITIES GOVT 90,000 PAR VALUE @ 0.11569565 GOVERNMENT NATL MTG ASSN DTD 9/1/2011 3.50000% 9/15/2041 @ 0.11569565% PER SHARE POOL # 783403 REC DT: 01/31/2022 PAY DT: 02/15/2022	[REDACTED]	02/01/22	02/15/22	90,000.0000	3.50%	30.37
31307UZN1	INTEREST MORT BACKED SECURITIES GOVT 10,000 PAR VALUE @ 0.43255267 FREDDIE MAC GOLD DTD 11/1/2017 3.00000% 11/1/2032 @ 0.43255267% PER SHARE POOL # J37949 REC DT: 01/31/2022 PAY DT: 02/15/2022	[REDACTED]	02/01/22	02/15/22	10,000.0000	3.00%	10.81
31418DLN0	INTEREST MORT BACKED SECURITIES GOVT 35,000 PAR VALUE @ 0.35833028 FANNIE MAE DTD 1/1/2020 3.50000% 1/1/2034 @ 0.35833028% PER SHARE POOL # MA3932 REC DT: 01/31/2022 PAY DT: 02/25/2022	[REDACTED]	02/01/22	02/25/22	35,000.0000	3.50%	36.58





Account Statement

TEAMSTERS LOC 73 PENSION CONSOL [REDACTED]

January 01, 2022 - December 31, 2022

Detail Schedule of Income Received (Continued)

Base Currency: USD

Asset Number	Description	Portfolio Number	Ex-Date	Payable Date	Unit/Par	Income Rate	Income Received This Period
3138EKF7	INTEREST MORT BACKED SECURITIES GOVT 15,000 PAR VALUE @ 0.10884353 FANNIE MAE DTD 12/1/2012 3.50000% 1/1/2028 @ 0.10884353% PER SHARE POOL # AL2877 REC DT: 01/31/2022 PAY DT: 02/25/2022	[REDACTED]	02/01/22	02/25/22	15,000.0000	3.50%	4.76
31418BCG9	INTEREST MORT BACKED SECURITIES GOVT 25,000 PAR VALUE @ 0.21920951 FANNIE MAE DTD 3/1/2014 4.50000% 4/1/2034 @ 0.21920951% PER SHARE POOL # MA1870 REC DT: 01/31/2022 PAY DT: 02/25/2022	[REDACTED]	02/01/22	02/25/22	25,000.0000	4.50%	20.55
31307EE67	INTEREST MORT BACKED SECURITIES GOVT 65,000 PAR VALUE @ 0.17313439 FREDDIE MAC GOLD DTD 9/1/2013 3.50000% 9/1/2028 @ 0.17313439% PER SHARE POOL # J25557 REC DT: 02/28/2022 PAY DT: 03/15/2022	[REDACTED]	03/01/22	03/15/22	65,000.0000	3.50%	32.82





Account Statement

TEAMSTERS LOC 73 PENSION CONSOL [REDACTED]

January 01, 2022 - December 31, 2022

Detail Schedule of Income Received (Continued)

Base Currency: USD

Asset Number	Description	Portfolio Number	Ex-Date	Payable Date	Unit/Par	Income Rate	Income Received This Period
3620A9P96	INTEREST MORT BACKED SECURITIES GOVT 70,000 PAR VALUE @ 0.14658919 GOVERNMENT NATL MTG ASSN DTD 10/1/2009 5.00000% 10/15/2039 @ 0.14658919% PER SHARE POOL # 723248 REC DT: 02/28/2022 PAY DT: 03/15/2022	[REDACTED]	03/01/22	03/15/22	70,000.0000	5.00%	42.76
36241LX84	INTEREST MORT BACKED SECURITIES GOVT 90,000 PAR VALUE @ 0.1122676 GOVERNMENT NATL MTG ASSN DTD 9/1/2011 3.50000% 9/15/2041 @ 0.1122676% PER SHARE POOL # 783403 REC DT: 02/28/2022 PAY DT: 03/15/2022	[REDACTED]	03/01/22	03/15/22	90,000.0000	3.50%	29.47
31307UZN1	INTEREST MORT BACKED SECURITIES GOVT 10,000 PAR VALUE @ 0.41361603 FREDDIE MAC GOLD DTD 11/1/2017 3.00000% 11/1/2032 @ 0.41361603% PER SHARE POOL # J37949 REC DT: 02/28/2022 PAY DT: 03/15/2022	[REDACTED]	03/01/22	03/15/22	10,000.0000	3.00%	10.34





Account Statement

TEAMSTERS LOC 73 PENSION CONSOL [REDACTED]

January 01, 2022 - December 31, 2022

Detail Schedule of Income Received (Continued)

Base Currency: USD

Asset Number	Description	Portfolio Number	Ex-Date	Payable Date	Unit/Par	Income Rate	Income Received This Period
31418DLNO	INTEREST MORT BACKED SECURITIES GOVT 35,000 PAR VALUE @ 0.34914156 FANNIE MAE DTD 1/1/2020 3.50000% 1/1/2034 @ 0.34914156% PER SHARE POOL # MA3932 REC DT: 02/28/2022 PAY DT: 03/25/2022	[REDACTED]	03/01/22	03/25/22	35,000.0000	3.50%	35.64
3138EKFT7	INTEREST MORT BACKED SECURITIES GOVT 15,000 PAR VALUE @ 0.10691037 FANNIE MAE DTD 12/1/2012 3.50000% 1/1/2028 @ 0.10691037% PER SHARE POOL # AL2877 REC DT: 02/28/2022 PAY DT: 03/25/2022	[REDACTED]	03/01/22	03/25/22	15,000.0000	3.50%	4.68
31418BCG9	INTEREST MORT BACKED SECURITIES GOVT 25,000 PAR VALUE @ 0.20555623 FANNIE MAE DTD 3/1/2014 4.50000% 4/1/2034 @ 0.20555623% PER SHARE POOL # MA1870 REC DT: 02/28/2022 PAY DT: 03/25/2022	[REDACTED]	03/01/22	03/25/22	25,000.0000	4.50%	19.27





Account Statement

TEAMSTERS LOC 73 PENSION CONSOL [REDACTED]

January 01, 2022 - December 31, 2022

Detail Schedule of Income Received (Continued)

Base Currency: USD

Asset Number	Description	Portfolio Number	Ex-Date	Payable Date	Unit/Par	Income Rate	Income Received This Period
31307EE67	INTEREST MORT BACKED SECURITIES GOVT 65,000 PAR VALUE @ 0.17032771 FREDDIE MAC GOLD DTD 9/1/2013 3.50000% 9/1/2028 @ 0.17032771% PER SHARE POOL # J25557 REC DT: 03/31/2022 PAY DT: 04/15/2022	[REDACTED]	04/01/22	04/15/22	65,000.0000	3.50%	32.29
3620A9P96	INTEREST MORT BACKED SECURITIES GOVT 70,000 PAR VALUE @ 0.14139656 GOVERNMENT NATL MTG ASSN DTD 10/1/2009 5.00000% 10/15/2039 @ 0.14139656% PER SHARE POOL # 723248 REC DT: 03/31/2022 PAY DT: 04/15/2022	[REDACTED]	04/01/22	04/15/22	70,000.0000	5.00%	41.24
36241LX84	INTEREST MORT BACKED SECURITIES GOVT 90,000 PAR VALUE @ 0.10989514 GOVERNMENT NATL MTG ASSN DTD 9/1/2011 3.50000% 9/15/2041 @ 0.10989514% PER SHARE POOL # 783403 REC DT: 03/31/2022 PAY DT: 04/15/2022	[REDACTED]	04/01/22	04/15/22	90,000.0000	3.50%	28.85



Detail Schedule of Income Received (Continued)

Base Currency: USD

Asset Number	Description	Portfolio Number	Ex-Date	Payable Date	Unit/Par	Income Rate	Income Received This Period
31307UZN1	INTEREST MORT BACKED SECURITIES GOVT 10,000 PAR VALUE @ 0.38941731 FREDDIE MAC GOLD DTD 11/1/2017 3.00000% 11/1/2032 @ 0.38941731% PER SHARE POOL # J37949 REC DT: 03/31/2022 PAY DT: 04/15/2022	[REDACTED]	04/01/22	04/15/22	10,000.0000	3.00%	9.74
31418DLN0	INTEREST MORT BACKED SECURITIES GOVT 35,000 PAR VALUE @ 0.33786809 FANNIE MAE DTD 1/1/2020 3.50000% 1/1/2034 @ 0.33786809% PER SHARE POOL # MA3932 REC DT: 03/31/2022 PAY DT: 04/25/2022	[REDACTED]	04/01/22	04/25/22	35,000.0000	3.50%	34.49
3138EKFT7	INTEREST MORT BACKED SECURITIES GOVT 15,000 PAR VALUE @ 0.10351552 FANNIE MAE DTD 12/1/2012 3.50000% 1/1/2028 @ 0.10351552% PER SHARE POOL # AL2877 REC DT: 03/31/2022 PAY DT: 04/25/2022	[REDACTED]	04/01/22	04/25/22	15,000.0000	3.50%	4.53





Account Statement

TEAMSTERS LOC 73 PENSION CONSOL [REDACTED]

January 01, 2022 - December 31, 2022

Detail Schedule of Income Received (Continued)

Base Currency: USD

Asset Number	Description	Portfolio Number	Ex-Date	Payable Date	Unit/Par	Income Rate	Income Received This Period
31418BCG9	INTEREST MORT BACKED SECURITIES GOVT 25,000 PAR VALUE @ 0.20444667 FANNIE MAE DTD 3/1/2014 4.50000% 4/1/2034 @ 0.20444667% PER SHARE POOL # MA1870 REC DT: 03/31/2022 PAY DT: 04/25/2022	[REDACTED]	04/01/22	04/25/22	25,000.0000	4.50%	19.17
31307EE67	INTEREST MORT BACKED SECURITIES GOVT 65,000 PAR VALUE @ 0.16798022 FREDDIE MAC GOLD DTD 9/1/2013 3.50000% 9/1/2028 @ 0.16798022% PER SHARE POOL # J25557 REC DT: 04/30/2022 PAY DT: 05/15/2022	[REDACTED]	05/01/22	05/15/22	65,000.0000	3.50%	31.85
3620A9P96	INTEREST MORT BACKED SECURITIES GOVT 70,000 PAR VALUE @ 0.139091 GOVERNMENT NATL MTG ASSN DTD 10/1/2009 5.00000% 10/15/2039 @ 0.139091% PER SHARE POOL # 723248 REC DT: 04/30/2022 PAY DT: 05/15/2022	[REDACTED]	05/01/22	05/15/22	70,000.0000	5.00%	40.57





Account Statement

TEAMSTERS LOC 73 PENSION CONSOL [REDACTED]

January 01, 2022 - December 31, 2022

Detail Schedule of Income Received (Continued)

Base Currency: USD

Asset Number	Description	Portfolio Number	Ex-Date	Payable Date	Unit/Par	Income Rate	Income Received This Period
36241LX84	INTEREST MORT BACKED SECURITIES GOVT 90,000 PAR VALUE @ 0.10744831 GOVERNMENT NATL MTG ASSN DTD 9/1/2011 3.50000% 9/15/2041 @ 0.10744831% PER SHARE POOL # 783403 REC DT: 04/30/2022 PAY DT: 05/15/2022	[REDACTED]	05/01/22	05/15/22	90,000.0000	3.50%	28.21
31307UZN1	INTEREST MORT BACKED SECURITIES GOVT 10,000 PAR VALUE @ 0.38096065 FREDDIE MAC GOLD DTD 11/1/2017 3.00000% 11/1/2032 @ 0.38096065% PER SHARE POOL # J37949 REC DT: 04/30/2022 PAY DT: 05/15/2022	[REDACTED]	05/01/22	05/15/22	10,000.0000	3.00%	9.52
31418DLN0	INTEREST MORT BACKED SECURITIES GOVT 35,000 PAR VALUE @ 0.32390095 FANNIE MAE DTD 1/1/2020 3.50000% 1/1/2034 @ 0.32390095% PER SHARE POOL # MA3932 REC DT: 04/30/2022 PAY DT: 05/25/2022	[REDACTED]	05/01/22	05/25/22	35,000.0000	3.50%	33.06



Detail Schedule of Income Received (Continued)

Base Currency: USD

Asset Number	Description	Portfolio Number	Ex-Date	Payable Date	Unit/Par	Income Rate	Income Received This Period
3138EKF7	INTEREST MORT BACKED SECURITIES GOVT 15,000 PAR VALUE @ 0.09678294 FANNIE MAE DTD 12/1/2012 3.50000% 1/1/2028 @ 0.09678294% PER SHARE POOL # AL2877 REC DT: 04/30/2022 PAY DT: 05/25/2022	[REDACTED]	05/01/22	05/25/22	15,000.0000	3.50%	4.23
31418BCG9	INTEREST MORT BACKED SECURITIES GOVT 25,000 PAR VALUE @ 0.19942155 FANNIE MAE DTD 3/1/2014 4.50000% 4/1/2034 @ 0.19942155% PER SHARE POOL # MA1870 REC DT: 04/30/2022 PAY DT: 05/25/2022	[REDACTED]	05/01/22	05/25/22	25,000.0000	4.50%	18.70
31307EE67	INTEREST MORT BACKED SECURITIES GOVT 65,000 PAR VALUE @ 0.15685909 FREDDIE MAC GOLD DTD 9/1/2013 3.50000% 9/1/2028 @ 0.15685909% PER SHARE POOL # J25557 REC DT: 05/31/2022 PAY DT: 06/15/2022	[REDACTED]	06/01/22	06/15/22	65,000.0000	3.50%	29.74





Account Statement

TEAMSTERS LOC 73 PENSION CONSOL [REDACTED]
January 01, 2022 - December 31, 2022

Detail Schedule of Income Received (Continued)

Base Currency: USD

Asset Number	Description	Portfolio Number	Ex-Date	Payable Date	Unit/Par	Income Rate	Income Received This Period
3620A9P96	INTEREST MORT BACKED SECURITIES GOVT 70,000 PAR VALUE @ 0.13823913 GOVERNMENT NATL MTG ASSN DTD 10/1/2009 5.00000% 10/15/2039 @ 0.13823913% PER SHARE POOL # 723248 REC DT: 05/31/2022 PAY DT: 06/15/2022	[REDACTED]	06/01/22	06/15/22	70,000.0000	5.00%	40.32
36241LX84	INTEREST MORT BACKED SECURITIES GOVT 90,000 PAR VALUE @ 0.10611471 GOVERNMENT NATL MTG ASSN DTD 9/1/2011 3.50000% 9/15/2041 @ 0.10611471% PER SHARE POOL # 783403 REC DT: 05/31/2022 PAY DT: 06/15/2022	[REDACTED]	06/01/22	06/15/22	90,000.0000	3.50%	27.86
31307UZN1	INTEREST MORT BACKED SECURITIES GOVT 10,000 PAR VALUE @ 0.37321698 FREDDIE MAC GOLD DTD 11/1/2017 3.00000% 11/1/2032 @ 0.37321698% PER SHARE POOL # J37949 REC DT: 05/31/2022 PAY DT: 06/15/2022	[REDACTED]	06/01/22	06/15/22	10,000.0000	3.00%	9.33





Account Statement

TEAMSTERS LOC 73 PENSION CONSOL [REDACTED]

January 01, 2022 - December 31, 2022

Detail Schedule of Income Received (Continued)

Base Currency: USD

Asset Number	Description	Portfolio Number	Ex-Date	Payable Date	Unit/Par	Income Rate	Income Received This Period
31418DLNO	INTEREST MORT BACKED SECURITIES GOVT 35,000 PAR VALUE @ 0.31707769 FANNIE MAE DTD 1/1/2020 3.50000% 1/1/2034 @ 0.31707769% PER SHARE POOL # MA3932 REC DT: 05/31/2022 PAY DT: 06/25/2022	[REDACTED]	06/01/22	06/25/22	35,000.0000	3.50%	32.37
3138EKFT7	INTEREST MORT BACKED SECURITIES GOVT 15,000 PAR VALUE @ 0.09460515 FANNIE MAE DTD 12/1/2012 3.50000% 1/1/2028 @ 0.09460515% PER SHARE POOL # AL2877 REC DT: 05/31/2022 PAY DT: 06/25/2022	[REDACTED]	06/01/22	06/25/22	15,000.0000	3.50%	4.14
31418BCG9	INTEREST MORT BACKED SECURITIES GOVT 25,000 PAR VALUE @ 0.19688406 FANNIE MAE DTD 3/1/2014 4.50000% 4/1/2034 @ 0.19688406% PER SHARE POOL # MA1870 REC DT: 05/31/2022 PAY DT: 06/25/2022	[REDACTED]	06/01/22	06/25/22	25,000.0000	4.50%	18.46





Account Statement

TEAMSTERS LOC 73 PENSION CONSOL [REDACTED]

January 01, 2022 - December 31, 2022

Detail Schedule of Income Received (Continued)

Base Currency: USD

Asset Number	Description	Portfolio Number	Ex-Date	Payable Date	Unit/Par	Income Rate	Income Received This Period
31307EE67	INTEREST MORT BACKED SECURITIES GOVT 65,000 PAR VALUE @ 0.15074425 FREDDIE MAC GOLD DTD 9/1/2013 3.50000% 9/1/2028 @ 0.15074425% PER SHARE POOL # J25557 REC DT: 06/30/2022 PAY DT: 07/15/2022	[REDACTED]	07/01/22	07/15/22	65,000.0000	3.50%	28.58
3620A9P96	INTEREST MORT BACKED SECURITIES GOVT 70,000 PAR VALUE @ 0.13727306 GOVERNMENT NATL MTG ASSN DTD 10/1/2009 5.00000% 10/15/2039 @ 0.13727306% PER SHARE POOL # 723248 REC DT: 06/30/2022 PAY DT: 07/15/2022	[REDACTED]	07/01/22	07/15/22	70,000.0000	5.00%	40.04
36241LX84	INTEREST MORT BACKED SECURITIES GOVT 90,000 PAR VALUE @ 0.10418542 GOVERNMENT NATL MTG ASSN DTD 9/1/2011 3.50000% 9/15/2041 @ 0.10418542% PER SHARE POOL # 783403 REC DT: 06/30/2022 PAY DT: 07/15/2022	[REDACTED]	07/01/22	07/15/22	90,000.0000	3.50%	27.35





Account Statement

TEAMSTERS LOC 73 PENSION CONSOL [REDACTED]
January 01, 2022 - December 31, 2022

Detail Schedule of Income Received (Continued)

Base Currency: USD

Asset Number	Description	Portfolio Number	Ex-Date	Payable Date	Unit/Par	Income Rate	Income Received This Period
31307UZN1	INTEREST MORT BACKED SECURITIES GOVT 10,000 PAR VALUE @ 0.36985453 FREDDIE MAC GOLD DTD 11/1/2017 3.00000% 11/1/2032 @ 0.36985453% PER SHARE POOL # J37949 REC DT: 06/30/2022 PAY DT: 07/15/2022	[REDACTED]	07/01/22	07/15/22	10,000.0000	3.00%	9.25
31418DLN0	INTEREST MORT BACKED SECURITIES GOVT 35,000 PAR VALUE @ 0.30532826 FANNIE MAE DTD 1/1/2020 3.50000% 1/1/2034 @ 0.30532826% PER SHARE POOL # MA3932 REC DT: 06/30/2022 PAY DT: 07/25/2022	[REDACTED]	07/01/22	07/25/22	35,000.0000	3.50%	31.17
3138EKFT7	INTEREST MORT BACKED SECURITIES GOVT 15,000 PAR VALUE @ 0.09141235 FANNIE MAE DTD 12/1/2012 3.50000% 1/1/2028 @ 0.09141235% PER SHARE POOL # AL2877 REC DT: 06/30/2022 PAY DT: 07/25/2022	[REDACTED]	07/01/22	07/25/22	15,000.0000	3.50%	4.00





Account Statement

TEAMSTERS LOC 73 PENSION CONSOL [REDACTED]
January 01, 2022 - December 31, 2022

Detail Schedule of Income Received (Continued)

Base Currency: USD

Asset Number	Description	Portfolio Number	Ex-Date	Payable Date	Unit/Par	Income Rate	Income Received This Period
31418BCG9	INTEREST MORT BACKED SECURITIES GOVT 25,000 PAR VALUE @ 0.19230225 FANNIE MAE DTD 3/1/2014 4.50000% 4/1/2034 @ 0.19230225% PER SHARE POOL # MA1870 REC DT: 06/30/2022 PAY DT: 07/25/2022	[REDACTED]	07/01/22	07/25/22	25,000.0000	4.50%	18.03
31307EE67	INTEREST MORT BACKED SECURITIES GOVT 65,000 PAR VALUE @ 0.14855455 FREDDIE MAC GOLD DTD 9/1/2013 3.50000% 9/1/2028 @ 0.14855455% PER SHARE POOL # J25557 REC DT: 07/31/2022 PAY DT: 08/15/2022	[REDACTED]	08/01/22	08/15/22	65,000.0000	3.50%	28.16
3620A9P96	INTEREST MORT BACKED SECURITIES GOVT 70,000 PAR VALUE @ 0.1333195 GOVERNMENT NATL MTG ASSN DTD 10/1/2009 5.00000% 10/15/2039 @ 0.1333195% PER SHARE POOL # 723248 REC DT: 07/31/2022 PAY DT: 08/15/2022	[REDACTED]	08/01/22	08/15/22	70,000.0000	5.00%	38.88





Account Statement

TEAMSTERS LOC 73 PENSION CONSOL [REDACTED]

January 01, 2022 - December 31, 2022

Detail Schedule of Income Received (Continued)

Base Currency: USD

Asset Number	Description	Portfolio Number	Ex-Date	Payable Date	Unit/Par	Income Rate	Income Received This Period
36241LX84	INTEREST MORT BACKED SECURITIES GOVT 90,000 PAR VALUE @ 0.10274669 GOVERNMENT NATL MTG ASSN DTD 9/1/2011 3.50000% 9/15/2041 @ 0.10274669% PER SHARE POOL # 783403 REC DT: 07/31/2022 PAY DT: 08/15/2022	[REDACTED]	08/01/22	08/15/22	90,000.0000	3.50%	26.97
31307UZN1	INTEREST MORT BACKED SECURITIES GOVT 10,000 PAR VALUE @ 0.36577928 FREDDIE MAC GOLD DTD 11/1/2017 3.00000% 11/1/2032 @ 0.36577928% PER SHARE POOL # J37949 REC DT: 07/31/2022 PAY DT: 08/15/2022	[REDACTED]	08/01/22	08/15/22	10,000.0000	3.00%	9.14
31418DLN0	INTEREST MORT BACKED SECURITIES GOVT 35,000 PAR VALUE @ 0.29795439 FANNIE MAE DTD 1/1/2020 3.50000% 1/1/2034 @ 0.29795439% PER SHARE POOL # MA3932 REC DT: 07/31/2022 PAY DT: 08/25/2022	[REDACTED]	08/01/22	08/25/22	35,000.0000	3.50%	30.42



Detail Schedule of Income Received (Continued)

Base Currency: USD

Asset Number	Description	Portfolio Number	Ex-Date	Payable Date	Unit/Par	Income Rate	Income Received This Period
3138EKF7	INTEREST MORT BACKED SECURITIES GOVT 15,000 PAR VALUE @ 0.08904661 FANNIE MAE DTD 12/1/2012 3.50000% 1/1/2028 @ 0.08904661% PER SHARE POOL # AL2877 REC DT: 07/31/2022 PAY DT: 08/25/2022	[REDACTED]	08/01/22	08/25/22	15,000.0000	3.50%	3.90
31418BCG9	INTEREST MORT BACKED SECURITIES GOVT 25,000 PAR VALUE @ 0.17768983 FANNIE MAE DTD 3/1/2014 4.50000% 4/1/2034 @ 0.17768983% PER SHARE POOL # MA1870 REC DT: 07/31/2022 PAY DT: 08/25/2022	[REDACTED]	08/01/22	08/25/22	25,000.0000	4.50%	16.66
31307EE67	INTEREST MORT BACKED SECURITIES GOVT 65,000 PAR VALUE @ 0.1419558 FREDDIE MAC GOLD DTD 9/1/2013 3.50000% 9/1/2028 @ 0.1419558% PER SHARE POOL # J25557 REC DT: 08/31/2022 PAY DT: 09/15/2022	[REDACTED]	09/01/22	09/15/22	65,000.0000	3.50%	26.91



Detail Schedule of Income Received (Continued)

Base Currency: USD

Asset Number	Description	Portfolio Number	Ex-Date	Payable Date	Unit/Par	Income Rate	Income Received This Period
3620A9P96	INTEREST MORT BACKED SECURITIES GOVT 70,000 PAR VALUE @ 0.13280175 GOVERNMENT NATL MTG ASSN DTD 10/1/2009 5.00000% 10/15/2039 @ 0.13280175% PER SHARE POOL # 723248 REC DT: 08/31/2022 PAY DT: 09/15/2022	[REDACTED]	09/01/22	09/15/22	70,000.0000	5.00%	38.73
36241LX84	INTEREST MORT BACKED SECURITIES GOVT 90,000 PAR VALUE @ 0.10129894 GOVERNMENT NATL MTG ASSN DTD 9/1/2011 3.50000% 9/15/2041 @ 0.10129894% PER SHARE POOL # 783403 REC DT: 08/31/2022 PAY DT: 09/15/2022	[REDACTED]	09/01/22	09/15/22	90,000.0000	3.50%	26.59
31307UZN1	INTEREST MORT BACKED SECURITIES GOVT 10,000 PAR VALUE @ 0.36246329 FREDDIE MAC GOLD DTD 11/1/2017 3.00000% 11/1/2032 @ 0.36246329% PER SHARE POOL # J37949 REC DT: 08/31/2022 PAY DT: 09/15/2022	[REDACTED]	09/01/22	09/15/22	10,000.0000	3.00%	9.06





Account Statement

TEAMSTERS LOC 73 PENSION CONSOL [REDACTED]

January 01, 2022 - December 31, 2022

Detail Schedule of Income Received (Continued)

Base Currency: USD

Asset Number	Description	Portfolio Number	Ex-Date	Payable Date	Unit/Par	Income Rate	Income Received This Period
31418DLNO	INTEREST MORT BACKED SECURITIES GOVT 35,000 PAR VALUE @ 0.29294259 FANNIE MAE DTD 1/1/2020 3.50000% 1/1/2034 @ 0.29294259% PER SHARE POOL # MA3932 REC DT: 08/31/2022 PAY DT: 09/25/2022	[REDACTED]	09/01/22	09/25/22	35,000.0000	3.50%	29.90
3138EKFT7	INTEREST MORT BACKED SECURITIES GOVT 15,000 PAR VALUE @ 0.08723802 FANNIE MAE DTD 12/1/2012 3.50000% 1/1/2028 @ 0.08723802% PER SHARE POOL # AL2877 REC DT: 08/31/2022 PAY DT: 09/25/2022	[REDACTED]	09/01/22	09/25/22	15,000.0000	3.50%	3.82
31418BCG9	INTEREST MORT BACKED SECURITIES GOVT 25,000 PAR VALUE @ 0.17667136 FANNIE MAE DTD 3/1/2014 4.50000% 4/1/2034 @ 0.17667136% PER SHARE POOL # MA1870 REC DT: 08/31/2022 PAY DT: 09/25/2022	[REDACTED]	09/01/22	09/25/22	25,000.0000	4.50%	16.56





Account Statement

TEAMSTERS LOC 73 PENSION CONSOL [REDACTED]
January 01, 2022 - December 31, 2022

Detail Schedule of Income Received (Continued)

Base Currency: USD

Asset Number	Description	Portfolio Number	Ex-Date	Payable Date	Unit/Par	Income Rate	Income Received This Period
31307EE67	INTEREST MORT BACKED SECURITIES GOVT 65,000 PAR VALUE @ 0.13926067 FREDDIE MAC GOLD DTD 9/1/2013 3.50000% 9/1/2028 @ 0.13926067% PER SHARE POOL # J25557 REC DT: 09/30/2022 PAY DT: 10/15/2022	[REDACTED]	10/01/22	10/15/22	65,000.0000	3.50%	26.40
3620A9P96	INTEREST MORT BACKED SECURITIES GOVT 70,000 PAR VALUE @ 0.13222891 GOVERNMENT NATL MTG ASSN DTD 10/1/2009 5.00000% 10/15/2039 @ 0.13222891% PER SHARE POOL # 723248 REC DT: 09/30/2022 PAY DT: 10/15/2022	[REDACTED]	10/01/22	10/15/22	70,000.0000	5.00%	38.57
36241LX84	INTEREST MORT BACKED SECURITIES GOVT 90,000 PAR VALUE @ 0.10017701 GOVERNMENT NATL MTG ASSN DTD 9/1/2011 3.50000% 9/15/2041 @ 0.10017701% PER SHARE POOL # 783403 REC DT: 09/30/2022 PAY DT: 10/15/2022	[REDACTED]	10/01/22	10/15/22	90,000.0000	3.50%	26.30





Account Statement

TEAMSTERS LOC 73 PENSION CONSOL [REDACTED]

January 01, 2022 - December 31, 2022

Detail Schedule of Income Received (Continued)

Base Currency: USD

Asset Number	Description	Portfolio Number	Ex-Date	Payable Date	Unit/Par	Income Rate	Income Received This Period
31307UZN1	INTEREST MORT BACKED SECURITIES GOVT 10,000 PAR VALUE @ 0.35597131 FREDDIE MAC GOLD DTD 11/1/2017 3.00000% 11/1/2032 @ 0.35597131% PER SHARE POOL # J37949 REC DT: 09/30/2022 PAY DT: 10/15/2022	[REDACTED]	10/01/22	10/15/22	10,000.0000	3.00%	8.90
31418DLN0	INTEREST MORT BACKED SECURITIES GOVT 35,000 PAR VALUE @ 0.28797814 FANNIE MAE DTD 1/1/2020 3.50000% 1/1/2034 @ 0.28797814% PER SHARE POOL # MA3932 REC DT: 09/30/2022 PAY DT: 10/25/2022	[REDACTED]	10/01/22	10/25/22	35,000.0000	3.50%	29.40
3138EKFT7	INTEREST MORT BACKED SECURITIES GOVT 15,000 PAR VALUE @ 0.08552539 FANNIE MAE DTD 12/1/2012 3.50000% 1/1/2028 @ 0.08552539% PER SHARE POOL # AL2877 REC DT: 09/30/2022 PAY DT: 10/25/2022	[REDACTED]	10/01/22	10/25/22	15,000.0000	3.50%	3.74





Account Statement

TEAMSTERS LOC 73 PENSION CONSOL [REDACTED]

January 01, 2022 - December 31, 2022

Detail Schedule of Income Received (Continued)

Base Currency: USD

Asset Number	Description	Portfolio Number	Ex-Date	Payable Date	Unit/Par	Income Rate	Income Received This Period
31418BCG9	INTEREST MORT BACKED SECURITIES GOVT 25,000 PAR VALUE @ 0.1756634 FANNIE MAE DTD 3/1/2014 4.50000% 4/1/2034 @ 0.1756634% PER SHARE POOL # MA1870 REC DT: 09/30/2022 PAY DT: 10/25/2022	[REDACTED]	10/01/22	10/25/22	25,000.0000	4.50%	16.47
31307EE67	INTEREST MORT BACKED SECURITIES GOVT 65,000 PAR VALUE @ 0.13660555 FREDDIE MAC GOLD DTD 9/1/2013 3.50000% 9/1/2028 @ 0.13660555% PER SHARE POOL # J25557 REC DT: 10/31/2022 PAY DT: 11/15/2022	[REDACTED]	11/01/22	11/15/22	65,000.0000	3.50%	25.90
3620A9P96	INTEREST MORT BACKED SECURITIES GOVT 70,000 PAR VALUE @ 0.1282932 GOVERNMENT NATL MTG ASSN DTD 10/1/2009 5.00000% 10/15/2039 @ 0.1282932% PER SHARE POOL # 723248 REC DT: 10/31/2022 PAY DT: 11/15/2022	[REDACTED]	11/01/22	11/15/22	70,000.0000	5.00%	37.42





Account Statement

TEAMSTERS LOC 73 PENSION CONSOL [REDACTED]

January 01, 2022 - December 31, 2022

Detail Schedule of Income Received (Continued)

Base Currency: USD

Asset Number	Description	Portfolio Number	Ex-Date	Payable Date	Unit/Par	Income Rate	Income Received This Period
36241LX84	INTEREST MORT BACKED SECURITIES GOVT 90,000 PAR VALUE @ 0.09934563 GOVERNMENT NATL MTG ASSN DTD 9/1/2011 3.50000% 9/15/2041 @ 0.09934563% PER SHARE POOL # 783403 REC DT: 10/31/2022 PAY DT: 11/15/2022	[REDACTED]	11/01/22	11/15/22	90,000.0000	3.50%	26.08
31307UZN1	INTEREST MORT BACKED SECURITIES GOVT 10,000 PAR VALUE @ 0.34688549 FREDDIE MAC GOLD DTD 11/1/2017 3.00000% 11/1/2032 @ 0.34688549% PER SHARE POOL # J37949 REC DT: 10/31/2022 PAY DT: 11/15/2022	[REDACTED]	11/01/22	11/15/22	10,000.0000	3.00%	8.67
31418DLN0	INTEREST MORT BACKED SECURITIES GOVT 35,000 PAR VALUE @ 0.28316548 FANNIE MAE DTD 1/1/2020 3.50000% 1/1/2034 @ 0.28316548% PER SHARE POOL # MA3932 REC DT: 10/31/2022 PAY DT: 11/25/2022	[REDACTED]	11/01/22	11/25/22	35,000.0000	3.50%	28.91



Detail Schedule of Income Received (Continued)

Base Currency: USD

Asset Number	Description	Portfolio Number	Ex-Date	Payable Date	Unit/Par	Income Rate	Income Received This Period
3138EKF7	INTEREST MORT BACKED SECURITIES GOVT 15,000 PAR VALUE @ 0.08380038 FANNIE MAE DTD 12/1/2012 3.50000% 1/1/2028 @ 0.08380038% PER SHARE POOL # AL2877 REC DT: 10/31/2022 PAY DT: 11/25/2022	[REDACTED]	11/01/22	11/25/22	15,000.0000	3.50%	3.67
31418BCG9	INTEREST MORT BACKED SECURITIES GOVT 25,000 PAR VALUE @ 0.17132903 FANNIE MAE DTD 3/1/2014 4.50000% 4/1/2034 @ 0.17132903% PER SHARE POOL # MA1870 REC DT: 10/31/2022 PAY DT: 11/25/2022	[REDACTED]	11/01/22	11/25/22	25,000.0000	4.50%	16.06
31307EE67	INTEREST MORT BACKED SECURITIES GOVT 65,000 PAR VALUE @ 0.13434937 FREDDIE MAC GOLD DTD 9/1/2013 3.50000% 9/1/2028 @ 0.13434937% PER SHARE POOL # J25557 REC DT: 11/30/2022 PAY DT: 12/15/2022	[REDACTED]	12/01/22	12/15/22	65,000.0000	3.50%	25.47



Detail Schedule of Income Received (Continued)

Base Currency: USD

Asset Number	Description	Portfolio Number	Ex-Date	Payable Date	Unit/Par	Income Rate	Income Received This Period
3620A9P96	INTEREST MORT BACKED SECURITIES GOVT 70,000 PAR VALUE @ 0.12774239 GOVERNMENT NATL MTG ASSN DTD 10/1/2009 5.00000% 10/15/2039 @ 0.12774239% PER SHARE POOL # 723248 REC DT: 11/30/2022 PAY DT: 12/15/2022	[REDACTED]	12/01/22	12/15/22	70,000.0000	5.00%	37.26
36241LX84	INTEREST MORT BACKED SECURITIES GOVT 90,000 PAR VALUE @ 0.09816915 GOVERNMENT NATL MTG ASSN DTD 9/1/2011 3.50000% 9/15/2041 @ 0.09816915% PER SHARE POOL # 783403 REC DT: 11/30/2022 PAY DT: 12/15/2022	[REDACTED]	12/01/22	12/15/22	90,000.0000	3.50%	25.77
31307UZN1	INTEREST MORT BACKED SECURITIES GOVT 10,000 PAR VALUE @ 0.33480455 FREDDIE MAC GOLD DTD 11/1/2017 3.00000% 11/1/2032 @ 0.33480455% PER SHARE POOL # J37949 REC DT: 11/30/2022 PAY DT: 12/15/2022	[REDACTED]	12/01/22	12/15/22	10,000.0000	3.00%	8.37





Account Statement

TEAMSTERS LOC 73 PENSION CONSOL [REDACTED]
 January 01, 2022 - December 31, 2022

Detail Schedule of Income Received (Continued)

Base Currency: USD

Asset Number	Description	Portfolio Number	Ex-Date	Payable Date	Unit/Par	Income Rate	Income Received This Period
31418DLNO	INTEREST MORT BACKED SECURITIES GOVT 35,000 PAR VALUE @ 0.27580184 FANNIE MAE DTD 1/1/2020 3.50000% 1/1/2034 @ 0.27580184% PER SHARE POOL # MA3932 REC DT: 11/30/2022 PAY DT: 12/25/2022	[REDACTED]	12/01/22	12/25/22	35,000.0000	3.50%	28.15
3138EKFT7	INTEREST MORT BACKED SECURITIES GOVT 15,000 PAR VALUE @ 0.08209617 FANNIE MAE DTD 12/1/2012 3.50000% 1/1/2028 @ 0.08209617% PER SHARE POOL # AL2877 REC DT: 11/30/2022 PAY DT: 12/25/2022	[REDACTED]	12/01/22	12/25/22	15,000.0000	3.50%	3.59
31418BCG9	INTEREST MORT BACKED SECURITIES GOVT 25,000 PAR VALUE @ 0.17030055 FANNIE MAE DTD 3/1/2014 4.50000% 4/1/2034 @ 0.17030055% PER SHARE POOL # MA1870 REC DT: 11/30/2022 PAY DT: 12/25/2022	[REDACTED]	12/01/22	12/25/22	25,000.0000	4.50%	19.97
Total Government Mortgage Back							1,944.56
Treasuries							
91282CCU3	ACCRUED INTEREST RECEIVED UNITED STATES TREAS NTS DTD 8/31/2021 0.12500% 8/31/2023	[REDACTED]	01/19/22	01/19/22	0.0000	0.13%	7.41





Account Statement

TEAMSTERS LOC 73 PENSION CONSOL [REDACTED]
 January 01, 2022 - December 31, 2022

Detail Schedule of Income Received (Continued)

Base Currency: USD

Asset Number	Description	Portfolio Number	Ex-Date	Payable Date	Unit/Par	Income Rate	Income Received This Period
91282CDV0	ACCRUED INTEREST PAID UNITED STATES TREAS NTS DTD 1/31/2022 0.87500% 1/31/2024	[REDACTED]	02/02/22	02/02/22	0.0000	0.88%	-6.28
91282CBC4	ACCRUED INTEREST PAID UNITED STATES TREAS NTS DTD 12/31/2020 0.37500% 12/31/2025	[REDACTED]	02/09/22	02/09/22	0.0000	0.38%	-10.88
91282CBC4	ACCRUED INTEREST RECEIVED UNITED STATES TREAS NTS DTD 12/31/2020 0.37500% 12/31/2025	[REDACTED]	02/10/22	02/10/22	0.0000	0.38%	18.65
912828N30	ACCRUED INTEREST RECEIVED UNITED STATES TREAS NTS DTD 12/31/2015 2.12500% 12/31/2022	[REDACTED]	02/15/22	02/15/22	0.0000	2.13%	84.53
91282CDV0	ACCRUED INTEREST RECEIVED UNITED STATES TREAS NTS DTD 1/31/2022 0.87500% 1/31/2024	[REDACTED]	02/24/22	02/24/22	0.0000	0.88%	12.09
91282CCU3	INTEREST EARNED ON US GOVT SECURITIES 920,000 PAR VALUE UNITED STATES TREAS NTS DTD 8/31/2021 0.12500% 8/31/2023	[REDACTED]	02/28/22	02/28/22	920,000.0000	0.13%	575.00
91282CCU3	ACCRUED INTEREST RECEIVED UNITED STATES TREAS NTS DTD 8/31/2021 0.12500% 8/31/2023	[REDACTED]	03/03/22	03/03/22	0.0000	0.13%	0.54
91282CBC4	ACCRUED INTEREST RECEIVED UNITED STATES TREAS NTS DTD 12/31/2020 0.37500% 12/31/2025	[REDACTED]	03/10/22	03/10/22	0.0000	0.38%	26.47



Detail Schedule of Income Received (Continued)

Base Currency: USD

Asset Number	Description	Portfolio Number	Ex-Date	Payable Date	Unit/Par	Income Rate	Income Received This Period
91282CCX7	INTEREST EARNED ON US GOVT SECURITIES 810,000 PAR VALUE UNITED STATES TREAS NTS DTD 9/15/2021 0.37500% 9/15/2024	[REDACTED]	03/15/22	03/15/22	810,000.0000	0.38%	1,518.75
912828N30	ACCRUED INTEREST RECEIVED UNITED STATES TREAS NTS DTD 12/31/2015 2.12500% 12/31/2022	[REDACTED]	03/17/22	03/17/22	0.0000	2.13%	93.92
912828N30	ACCRUED INTEREST PAID UNITED STATES TREAS NTS DTD 12/31/2015 2.12500% 12/31/2022	[REDACTED]	03/31/22	03/31/22	0.0000	2.13%	-358.67
91282CDV0	ACCRUED INTEREST PAID UNITED STATES TREAS NTS DTD 1/31/2022 0.87500% 1/31/2024	[REDACTED]	06/24/22	06/24/22	0.0000	0.88%	-35.77
912828N30	INTEREST EARNED ON US GOVT SECURITIES 470,000 PAR VALUE UNITED STATES TREAS NTS DTD 12/31/2015 2.12500% 12/31/2022	[REDACTED]	06/30/22	06/30/22	470,000.0000	2.13%	4,993.75
91282CBC4	INTEREST EARNED ON US GOVT SECURITIES 275,000 PAR VALUE UNITED STATES TREAS NTS DTD 12/31/2020 0.37500% 12/31/2025	[REDACTED]	06/30/22	06/30/22	275,000.0000	0.38%	515.63
912828N30	ACCRUED INTEREST RECEIVED UNITED STATES TREAS NTS DTD 12/31/2015 2.12500% 12/31/2022	[REDACTED]	06/30/22	06/30/22	0.0000	2.13%	4.62





Account Statement

TEAMSTERS LOC 73 PENSION CONSOL [REDACTED]
 January 01, 2022 - December 31, 2022

Detail Schedule of Income Received (Continued)

Base Currency: USD

Asset Number	Description	Portfolio Number	Ex-Date	Payable Date	Unit/Par	Income Rate	Income Received This Period
91282CBC4	ACCRUED INTEREST PAID UNITED STATES TREAS NTS DTD 12/31/2020 0.37500% 12/31/2025	[REDACTED]	06/30/22	06/30/22	0.0000	0.38%	-1.43
91282CBC4	ACCRUED INTEREST PAID UNITED STATES TREAS NTS DTD 12/31/2020 0.37500% 12/31/2025	[REDACTED]	07/19/22	07/19/22	0.0000	0.38%	-6.42
91282CBC4	ACCRUED INTEREST RECEIVED UNITED STATES TREAS NTS DTD 12/31/2020 0.37500% 12/31/2025	[REDACTED]	07/19/22	07/19/22	0.0000	0.38%	8.56
91282CDV0	INTEREST EARNED ON US GOVT SECURITIES 55,000 PAR VALUE UNITED STATES TREAS NTS DTD 1/31/2022 0.87500% 1/31/2024	[REDACTED]	07/31/22	07/31/22	55,000.0000	0.88%	240.63
91282CCU3	INTEREST EARNED ON US GOVT SECURITIES 880,000 PAR VALUE UNITED STATES TREAS NTS DTD 8/31/2021 0.12500% 8/31/2023	[REDACTED]	08/31/22	08/31/22	880,000.0000	0.13%	550.00
91282CCX7	INTEREST EARNED ON US GOVT SECURITIES 810,000 PAR VALUE UNITED STATES TREAS NTS DTD 9/15/2021 0.37500% 9/15/2024	[REDACTED]	09/15/22	09/15/22	810,000.0000	0.38%	1,518.75
91282CCU3	ACCRUED INTEREST PAID UNITED STATES TREAS NTS DTD 8/31/2021 0.12500% 8/31/2023	[REDACTED]	09/21/22	09/21/22	0.0000	0.13%	-2.66





Account Statement

TEAMSTERS LOC 73 PENSION CONSOL [REDACTED]

January 01, 2022 - December 31, 2022

Detail Schedule of Income Received (Continued)

Base Currency: USD

Asset Number	Description	Portfolio Number	Ex-Date	Payable Date	Unit/Par	Income Rate	Income Received This Period
912828N30	ACCRUED INTEREST RECEIVED UNITED STATES TREAS NTS DTD 12/31/2015 2.12500% 12/31/2022	[REDACTED]	09/27/22	09/27/22	0.0000	2.13%	675.61
912828N30	ACCRUED INTEREST RECEIVED UNITED STATES TREAS NTS DTD 12/31/2015 2.12500% 12/31/2022	[REDACTED]	09/30/22	09/30/22	0.0000	2.13%	137.14
91282CCU3	ACCRUED INTEREST RECEIVED UNITED STATES TREAS NTS DTD 8/31/2021 0.12500% 8/31/2023	[REDACTED]	10/27/22	10/27/22	0.0000	0.13%	26.57
91282CCX7	ACCRUED INTEREST PAID UNITED STATES TREAS NTS DTD 9/15/2021 0.37500% 9/15/2024	[REDACTED]	10/28/22	10/28/22	0.0000	0.38%	-21.91
912828N30	ACCRUED INTEREST RECEIVED UNITED STATES TREAS NTS DTD 12/31/2015 2.12500% 12/31/2022	[REDACTED]	11/07/22	11/07/22	0.0000	2.13%	567.34
912828N30	ACCRUED INTEREST RECEIVED UNITED STATES TREAS NTS DTD 12/31/2015 2.12500% 12/31/2022	[REDACTED]	11/23/22	11/23/22	0.0000	2.13%	1,025.54
91282CCU3	ACCRUED INTEREST RECEIVED UNITED STATES TREAS NTS DTD 8/31/2021 0.12500% 8/31/2023	[REDACTED]	12/06/22	12/06/22	0.0000	0.13%	16.92
91282CFU0	ACCRUED INTEREST PAID UNITED STATES TREAS NTS DTD 10/31/2022 4.12500% 10/31/2027	[REDACTED]	12/06/22	12/06/22	0.0000	4.13%	-389.71





Account Statement

TEAMSTERS LOC 73 PENSION CONSOL

January 01, 2022 - December 31, 2022

Detail Schedule of Income Received (Continued)

Base Currency: USD

Asset Number	Description	Portfolio Number	Ex-Date	Payable Date	Unit/Par	Income Rate	Income Received This Period
912828N30	ACCRUED INTEREST RECEIVED UNITED STATES TREAS NTS DTD 12/31/2015 2.12500% 12/31/2022		12/06/22	12/06/22	0.0000	2.13%	369.57
91282CBC4	ACCRUED INTEREST RECEIVED UNITED STATES TREAS NTS DTD 12/31/2020 0.37500% 12/31/2025		12/09/22	12/09/22	0.0000	0.38%	75.66
91282CCU3	ACCRUED INTEREST RECEIVED UNITED STATES TREAS NTS DTD 8/31/2021 0.12500% 8/31/2023		12/21/22	12/21/22	0.0000	0.13%	41.33
91282CFU0	ACCRUED INTEREST PAID UNITED STATES TREAS NTS DTD 10/31/2022 4.12500% 10/31/2027		12/28/22	12/28/22	0.0000	4.13%	-170.93
Total Treasuries							12,100.32
Mutual Funds							
543495840	DIVIDEND RECEIVABLE 89,009.452 SHARES @ 0.03 LOOMIS SAYLES BOND FUND \$0.465 CASH: 2,670.28 REC DT 01/27/2022 PAY DT 01/31/2022		01/28/22	01/31/22	89,009.4520	0.58%	2,670.28
543495840	DIVIDEND RECEIVABLE 89,211.287 SHARES @ 0.0305 LOOMIS SAYLES BOND FUND \$0.465 CASH: 2,720.94 REC DT 02/24/2022 PAY DT 02/28/2022		02/25/22	02/28/22	89,211.2870	0.58%	2,720.94





Account Statement

TEAMSTERS LOC 73 PENSION CONSOL [REDACTED]
January 01, 2022 - December 31, 2022

Detail Schedule of Income Received (Continued)

Base Currency: USD

Asset Number	Description	Portfolio Number	Ex-Date	Payable Date	Unit/Par	Income Rate	Income Received This Period
543495840	DIVIDEND RECEIVABLE 89,420.59 SHARES @ 0.0419 LOOMIS SAYLES BOND FUND \$0.465 CASH: 3,746.72 REC DT 03/25/2022 PAY DT 03/29/2022	[REDACTED]	03/28/22	03/29/22	89,420.5900	0.58%	3,746.72
543495840	DIVIDEND RECEIVABLE 89,715.375 SHARES @ 0.0331 LOOMIS SAYLES BOND FUND \$0.465 CASH: 2,969.58 REC DT 04/26/2022 PAY DT 04/28/2022	[REDACTED]	04/27/22	04/28/22	89,715.3750	0.58%	2,969.58
543495840	DIVIDEND RECEIVABLE 89,954.472 SHARES @ 0.033 LOOMIS SAYLES BOND FUND \$0.465 CASH: 2,968.50 REC DT 05/26/2022 PAY DT 05/31/2022	[REDACTED]	05/27/22	05/31/22	89,954.4720	0.58%	2,968.50
543495840	DIVIDEND RECEIVABLE 90,195.422 SHARES @ 0.039 LOOMIS SAYLES BOND FUND \$0.465 CASH: 3,517.62 REC DT 06/27/2022 PAY DT 06/29/2022	[REDACTED]	06/28/22	06/29/22	90,195.4220	0.58%	3,517.62
543495840	DIVIDEND RECEIVABLE 90,494.794 SHARES @ 0.0357 LOOMIS SAYLES BOND FUND \$0.465 CASH: 3,230.66 REC DT 07/27/2022 PAY DT 07/29/2022	[REDACTED]	07/28/22	07/29/22	90,494.7940	0.58%	3,230.66





Account Statement

TEAMSTERS LOC 73 PENSION CONSOL [REDACTED]
 January 01, 2022 - December 31, 2022

Detail Schedule of Income Received (Continued)

Base Currency: USD

Asset Number	Description	Portfolio Number	Ex-Date	Payable Date	Unit/Par	Income Rate	Income Received This Period
543495840	DIVIDEND RECEIVABLE 90,764.465 SHARES @ 0.0376 LOOMIS SAYLES BOND FUND \$0.465 CASH: 3,412.74 REC DT 08/29/2022 PAY DT 08/31/2022	[REDACTED]	08/30/22	08/31/22	90,764.4650	0.58%	3,412.74
543495840	DIVIDEND RECEIVABLE 91,052.703 SHARES @ 0.0351 LOOMIS SAYLES BOND FUND \$0.465 CASH: 3,195.95 REC DT 09/27/2022 PAY DT 09/29/2022	[REDACTED]	09/28/22	09/29/22	91,052.7030	0.58%	3,195.95
543495840	DIVIDEND RECEIVABLE 91,333.789 SHARES @ 0.0384 LOOMIS SAYLES BOND FUND \$0.465 CASH: 3,507.22 REC DT 10/27/2022 PAY DT 10/31/2022	[REDACTED]	10/28/22	10/31/22	91,333.7890	0.58%	3,507.22
543495840	DIVIDEND RECEIVABLE 91,644.437 SHARES @ 0.0406 LOOMIS SAYLES BOND FUND \$0.465 CASH: 3,720.76 REC DT 11/28/2022 PAY DT 11/30/2022	[REDACTED]	11/29/22	11/30/22	91,644.4370	0.58%	3,720.76
543495840	DIVIDEND RECEIVABLE 91,967.14 SHARES @ 0.1878 LOOMIS SAYLES BOND FUND \$0.465 CASH: 17,271.43 REC DT 12/16/2022 PAY DT 12/20/2022	[REDACTED]	12/19/22	12/20/22	91,967.1400	0.58%	17,271.43
Total Mutual Funds							52,932.40
Non-US Corporate Bonds							



Detail Schedule of Income Received (Continued)

Base Currency: USD

Asset Number	Description	Portfolio Number	Ex-Date	Payable Date	Unit/Par	Income Rate	Income Received This Period
80281LAF2	INTEREST EARNED ON NON U.S. BONDS 15,000 PAR VALUE SANTANDER UK GROUP HOLDINGS PLC DTD 1/10/2017 3.57100% 1/10/2023	[REDACTED]	01/10/22	01/10/22	15,000.0000	3.57%	267.83
80283LAY9	INTEREST EARNED ON NON U.S. BONDS 45,000 PAR VALUE SANTANDER UK PLC DTD 1/13/2020 2.10000% 1/13/2023	[REDACTED]	01/13/22	01/13/22	45,000.0000	2.10%	472.50
279158AC3	INTEREST EARNED ON NON U.S. BONDS 20,000 PAR VALUE ECOPETROL S A DTD 9/18/2013 5.87500% 9/18/2023	[REDACTED]	03/18/22	03/18/22	20,000.0000	5.88%	587.50
82481LAC3	INTEREST EARNED ON NON U.S. BONDS 40,000 PAR VALUE SHIRE ACQUISITIONS INVTS IRELAND DAC DTD 9/23/2016 2.87500% 9/23/2023	[REDACTED]	03/23/22	03/23/22	40,000.0000	2.88%	575.00
82481LAC3	INTEREST EARNED ON NON U.S. BONDS 24,000 PAR VALUE SHIRE ACQUISITIONS INVTS IRELAND DAC DTD 9/23/2016 2.87500% 9/23/2023	[REDACTED]	03/24/22	03/24/22	24,000.0000	2.88%	1.92
456837AG8	INTEREST EARNED ON NON U.S. BONDS 30,000 PAR VALUE ING GROEP N V DTD 3/29/2017 3.15000% 3/29/2022	[REDACTED]	03/29/22	03/29/22	30,000.0000	3.15%	472.50
89352HBB4	INTEREST EARNED ON NON U.S. BONDS 35,000 PAR VALUE TRANSCANADA PIPELINES LTD DTD 10/12/2021 1.00000% 10/12/2024	[REDACTED]	04/12/22	04/12/22	35,000.0000	1.00%	175.00



Detail Schedule of Income Received (Continued)

Base Currency: USD

Asset Number	Description	Portfolio Number	Ex-Date	Payable Date	Unit/Par	Income Rate	Income Received This Period
13645RBD5	INTEREST EARNED ON NON U.S. BONDS 50,000 PAR VALUE CANADIAN PACIFIC RAILWAY CO DTD 12/2/2021 1.35000% 12/2/2024	[REDACTED]	06/02/22	06/02/22	50,000.0000	1.35%	337.50
62954HBE7	ACCRUED INTEREST RECEIVED NXP B V / NXP FUNDING LLC DTD 5/16/2022 4.40000% 6/1/2027	[REDACTED]	06/08/22	06/08/22	0.0000	4.40%	132.00
500769HJ6	INTEREST EARNED ON NON U.S. BONDS 15,000 PAR VALUE KREDITANSTALT FUR WIEDERAUFBAU DTD 4/12/2017 2.12500% 6/15/2022	[REDACTED]	06/15/22	06/15/22	15,000.0000	2.13%	159.38
80283LAY9	INTEREST EARNED ON NON U.S. BONDS 45,000 PAR VALUE SANTANDER UK PLC DTD 1/13/2020 2.10000% 1/13/2023	[REDACTED]	07/13/22	07/13/22	45,000.0000	2.10%	472.50
00217GAA1	INTEREST EARNED ON NON U.S. BONDS 40,000 PAR VALUE APTIV PLC DTD 2/18/2022 2.39600% 2/18/2025	[REDACTED]	08/18/22	08/18/22	40,000.0000	2.40%	479.20
279158AC3	INTEREST EARNED ON NON U.S. BONDS 20,000 PAR VALUE ECOPETROL S A DTD 9/18/2013 5.87500% 9/18/2023	[REDACTED]	09/18/22	09/18/22	20,000.0000	5.88%	587.50
82481LAC3	INTEREST EARNED ON NON U.S. BONDS 16,000 PAR VALUE SHIRE ACQUISITIONS INVTS IRELAND DAC DTD 9/23/2016 2.87500% 9/23/2023	[REDACTED]	09/23/22	09/23/22	16,000.0000	2.88%	230.00



Detail Schedule of Income Received (Continued)

Base Currency: USD

Asset Number	Description	Portfolio Number	Ex-Date	Payable Date	Unit/Par	Income Rate	Income Received This Period
53944YAT0	ACCRUED INTEREST PAID LLOYDS BANKING GROUP PLC DTD 8/11/2022 4.71600% 8/11/2026	[REDACTED]	09/28/22	09/28/22	0.0000	4.72%	-385.14
89352HBB4	INTEREST EARNED ON NON U.S. BONDS 35,000 PAR VALUE TRANSCANADA PIPELINES LTD DTD 10/12/2021 1.00000% 10/12/2024	[REDACTED]	10/12/22	10/12/22	35,000.0000	1.00%	175.00
13645RBD5	ACCRUED INTEREST RECEIVED CANADIAN PACIFIC RAILWAY CO DTD 12/2/2021 1.35000% 12/2/2024	[REDACTED]	11/18/22	11/18/22	0.0000	1.35%	31.88
13645RBD5	INTEREST EARNED ON NON U.S. BONDS 45,000 PAR VALUE CANADIAN PACIFIC RAILWAY CO DTD 12/2/2021 1.35000% 12/2/2024	[REDACTED]	12/02/22	12/02/22	45,000.0000	1.35%	303.75
29446MAJ1	ACCRUED INTEREST PAID EQUINOR ASA DTD 5/22/2020 1.75000% 1/22/2026	[REDACTED]	12/09/22	12/09/22	0.0000	1.75%	-308.44
Total Non-US Corporate Bonds							4,767.38
Non-US Other Fixed Income							
455780CC8	INTEREST EARNED ON NON U.S. BONDS 40,000 PAR VALUE REPUBLIC OF INDONESIA DTD 12/11/2017 2.95000% 1/11/2023	[REDACTED]	01/11/22	01/11/22	40,000.0000	2.95%	590.00
748149AM3	INTEREST EARNED ON NON U.S. BONDS 10,000 PAR VALUE PROVINCE OF QUEBEC DTD 1/31/2017 2.37500% 1/31/2022	[REDACTED]	01/31/22	01/31/22	10,000.0000	2.38%	118.75





Account Statement

TEAMSTERS LOC 73 PENSION CONSOL [REDACTED]

January 01, 2022 - December 31, 2022

Detail Schedule of Income Received (Continued)

Base Currency: USD

Asset Number	Description	Portfolio Number	Ex-Date	Payable Date	Unit/Par	Income Rate	Income Received This Period
298785HK5	INTEREST EARNED ON NON U.S. BONDS 15,000 PAR VALUE EUROPEAN INVESTMENT BANK DTD 3/14/2017 2.37500% 6/15/2022	[REDACTED]	06/15/22	06/15/22	15,000.0000	2.38%	178.13
455780CC8	INTEREST EARNED ON NON U.S. BONDS 40,000 PAR VALUE REPUBLIC OF INDONESIA DTD 12/11/2017 2.95000% 1/11/2023	[REDACTED]	07/11/22	07/11/22	40,000.0000	2.95%	590.00
Total Non-US Other Fixed Income							1,476.88
Total Fixed Income							117,693.28
Real Assets							
Common/Collective Funds							
998161723	DIVIDEND 16.7437 UNITS @ 1008.96456577 AMERICAN CORE REALTY FUND REC DT 03/31/2022 PAY DT 03/31/2022	[REDACTED]	03/31/22	03/31/22	16.7437	0.00%	16,893.80
998161723	DIVIDEND 16.8531 UNITS @ 1099.66653019 ARA CORE PROPERTY FUND REC DT 06/30/2022 PAY DT 06/30/2022	[REDACTED]	06/30/22	06/30/22	16.8531	0.00%	18,532.79
998161723	DIVIDEND 16.9686 UNITS @ 1155.88793418 ARA CORE PROPERTY FUND REC DT 09/30/2022 PAY DT 09/30/2022	[REDACTED]	09/30/22	09/30/22	16.9686	0.00%	19,613.80





Account Statement

TEAMSTERS LOC 73 PENSION CONSOL [REDACTED]

January 01, 2022 - December 31, 2022

Detail Schedule of Income Received (Continued)

Base Currency: USD

Asset Number	Description	Portfolio Number	Ex-Date	Payable Date	Unit/Par	Income Rate	Income Received This Period
998161723	DIVIDEND 16.9577 UNITS @ 1204.32075104 ARA CORE PROPERTY FUND REC DT 12/30/2022 PAY DT 12/30/2022	[REDACTED]	12/30/22	12/30/22	16.9577	0.00%	20,422.51
Total Common/Collective Funds							75,462.90
Total Real Assets							75,462.90
Cash and Cash Equivalents							
Money Market Funds							
3140000V3	ACI-DIVIDEND FEDERATED GOVERNMENT OBLIGATIONS INSTITUTIONAL SHARES REC DT 01/01/2022 PAY DT 01/01/2022	[REDACTED]	01/01/22	01/01/22	0.0000	0.03%	1.12
3140000V3	ACI-DIVIDEND FEDERATED GOVERNMENT OBLIGATIONS INSTITUTIONAL SHARES REC DT 01/01/2022 PAY DT 01/01/2022	[REDACTED]	01/01/22	01/01/22	0.0000	0.03%	3.39
3140000V3	ACI-DIVIDEND FEDERATED GOVERNMENT OBLIGATIONS INSTITUTIONAL SHARES REC DT 02/01/2022 PAY DT 02/01/2022	[REDACTED]	02/01/22	02/01/22	0.0000	0.03%	1.41
3140000V3	ACI-DIVIDEND FEDERATED GOVERNMENT OBLIGATIONS INSTITUTIONAL SHARES REC DT 02/01/2022 PAY DT 02/01/2022	[REDACTED]	02/01/22	02/01/22	0.0000	0.03%	1.15



Detail Schedule of Income Received (Continued)

Base Currency: USD

Asset Number	Description	Portfolio Number	Ex-Date	Payable Date	Unit/Par	Income Rate	Income Received This Period
3140000V3	ACI-DIVIDEND FEDERATED GOVERNMENT OBLIGATIONS INSTITUTIONAL SHARES REC DT 03/01/2022 PAY DT 03/01/2022	[REDACTED]	03/01/22	03/01/22	0.0000	0.03%	3.17
3140000V3	ACI-DIVIDEND FEDERATED GOVERNMENT OBLIGATIONS INSTITUTIONAL SHARES REC DT 03/01/2022 PAY DT 03/01/2022	[REDACTED]	03/01/22	03/01/22	0.0000	0.03%	1.66
3140000V3	ACI-DIVIDEND FEDERATED GOVERNMENT OBLIGATIONS INSTITUTIONAL SHARES REC DT 04/01/2022 PAY DT 04/01/2022	[REDACTED]	04/01/22	04/01/22	0.0000	0.15%	6.16
3140000V3	ACI-DIVIDEND FEDERATED GOVERNMENT OBLIGATIONS INSTITUTIONAL SHARES REC DT 04/01/2022 PAY DT 04/01/2022	[REDACTED]	04/01/22	04/01/22	0.0000	0.15%	5.41
3140000V3	ACI-DIVIDEND FEDERATED GOVERNMENT OBLIGATIONS INSTITUTIONAL SHARES REC DT 05/01/2022 PAY DT 05/01/2022	[REDACTED]	05/01/22	05/01/22	0.0000	0.23%	8.56
3140000V3	ACI-DIVIDEND FEDERATED GOVERNMENT OBLIGATIONS INSTITUTIONAL SHARES REC DT 05/01/2022 PAY DT 05/01/2022	[REDACTED]	05/01/22	05/01/22	0.0000	0.23%	10.32
3140000V3	ACI-DIVIDEND FEDERATED GOVERNMENT OBLIGATIONS INSTITUTIONAL SHARES REC DT 06/01/2022 PAY DT 06/01/2022	[REDACTED]	06/01/22	06/01/22	0.0000	0.66%	28.34





Account Statement

TEAMSTERS LOC 73 PENSION CONSOL [REDACTED]

January 01, 2022 - December 31, 2022

Detail Schedule of Income Received (Continued)

Base Currency: USD

Asset Number	Description	Portfolio Number	Ex-Date	Payable Date	Unit/Par	Income Rate	Income Received This Period
3140000V3	ACI-DIVIDEND FEDERATED GOVERNMENT OBLIGATIONS INSTITUTIONAL SHARES REC DT 06/01/2022 PAY DT 06/01/2022	[REDACTED]	06/01/22	06/01/22	0.0000	0.66%	46.44
3140000V3	ACI-DIVIDEND FEDERATED GOVERNMENT OBLIGATIONS INSTITUTIONAL SHARES REC DT 07/01/2022 PAY DT 07/01/2022	[REDACTED]	07/01/22	07/01/22	0.0000	1.37%	31.83
3140000V3	ACI-DIVIDEND FEDERATED GOVERNMENT OBLIGATIONS INSTITUTIONAL SHARES REC DT 07/01/2022 PAY DT 07/01/2022	[REDACTED]	07/01/22	07/01/22	0.0000	1.37%	71.11
3140000V3	ACI-DIVIDEND FEDERATED GOVERNMENT OBLIGATIONS INSTITUTIONAL SHARES REC DT 08/01/2022 PAY DT 08/01/2022	[REDACTED]	08/01/22	08/01/22	0.0000	2.06%	76.11
3140000V3	ACI-DIVIDEND FEDERATED GOVERNMENT OBLIGATIONS INSTITUTIONAL SHARES REC DT 08/01/2022 PAY DT 08/01/2022	[REDACTED]	08/01/22	08/01/22	0.0000	2.06%	57.35
3140000V3	ACI-DIVIDEND FEDERATED GOVERNMENT OBLIGATIONS INSTITUTIONAL SHARES REC DT 09/01/2022 PAY DT 09/01/2022	[REDACTED]	09/01/22	09/01/22	0.0000	2.12%	129.48
3140000V3	ACI-DIVIDEND FEDERATED GOVERNMENT OBLIGATIONS INSTITUTIONAL SHARES REC DT 09/01/2022 PAY DT 09/01/2022	[REDACTED]	09/01/22	09/01/22	0.0000	2.12%	64.25





Account Statement

TEAMSTERS LOC 73 PENSION CONSOL [REDACTED]
 January 01, 2022 - December 31, 2022

Detail Schedule of Income Received (Continued)

Base Currency: USD

Asset Number	Description	Portfolio Number	Ex-Date	Payable Date	Unit/Par	Income Rate	Income Received This Period
3140000V3	ACI-DIVIDEND FEDERATED GOVERNMENT OBLIGATIONS INSTITUTIONAL SHARES REC DT 10/01/2022 PAY DT 10/01/2022	[REDACTED]	10/01/22	10/01/22	0.0000	2.80%	87.85
3140000V3	ACI-DIVIDEND FEDERATED GOVERNMENT OBLIGATIONS INSTITUTIONAL SHARES REC DT 10/01/2022 PAY DT 10/01/2022	[REDACTED]	10/01/22	10/01/22	0.0000	2.80%	148.88
3140000V3	ACI-DIVIDEND FEDERATED GOVERNMENT OBLIGATIONS INSTITUTIONAL SHARES REC DT 11/01/2022 PAY DT 11/01/2022	[REDACTED]	11/01/22	11/01/22	0.0000	2.90%	144.06
3140000V3	ACI-DIVIDEND FEDERATED GOVERNMENT OBLIGATIONS INSTITUTIONAL SHARES REC DT 11/01/2022 PAY DT 11/01/2022	[REDACTED]	11/01/22	11/01/22	0.0000	2.90%	57.38
3140000V3	ACI-DIVIDEND FEDERATED GOVERNMENT OBLIGATIONS INSTITUTIONAL SHARES REC DT 12/01/2022 PAY DT 12/01/2022	[REDACTED]	12/01/22	12/01/22	0.0000	3.62%	81.23
3140000V3	ACI-DIVIDEND FEDERATED GOVERNMENT OBLIGATIONS INSTITUTIONAL SHARES REC DT 12/01/2022 PAY DT 12/01/2022	[REDACTED]	12/01/22	12/01/22	0.0000	3.62%	207.04
Total Money Market Funds							1,273.70
Total Cash and Cash Equivalents							1,273.70
Total Income Received							\$354,812.91





Account Statement

TEAMSTERS LOC 73 PENSION CONSOL [REDACTED]

January 01, 2022 - December 31, 2022

Detail Schedule of Income Received (Continued)

Base Currency: USD

Asset Number	Description	Portfolio Number	Ex-Date	Payable Date	Unit/Par	Income Rate	Income Received This Period
--------------	-------------	------------------	---------	--------------	----------	-------------	-----------------------------

Certain explanations relating to the Gross Amount and Non Resident Tax Withholding of non-US securities may be referencing local currency rather than US dollars. However, the Income Received column reflects the value in US dollars.





Account Statement

TEAMSTERS LOC 73 PENSION CONSOL [REDACTED]

January 01, 2022 - December 31, 2022

Detail Schedule of Cash Disbursements

Base Currency: USD

Transaction Date	Transaction Description	Portfolio Name	Portfolio Number	Income Cash	Principal Cash
Pension Payments					
01/03/22	EB-PERIODIC BENEFIT PAYMENT PAID TO RETIREMENT PAYMENTS [REDACTED]	TEAMSTERS LOC 73 CASH PP PRI USD	[REDACTED]	0.00	-129,572.85
01/07/22	EB-REDEPOSIT PERIODIC [REDACTED] [REDACTED] SSN ***** [REDACTED] REDEPOSIT DTD 20220101 CK# 00010136747 [REDACTED]	TEAMSTERS LOC 73 CASH PP PRI USD	[REDACTED]	0.00	321.60
01/07/22	EB-REDEPOSIT PERIODIC [REDACTED] [REDACTED] SSN ***** [REDACTED] REDEPOSIT DTD 2022010 1 CK# 00010136872 [REDACTED]	TEAMSTERS LOC 73 CASH PP PRI USD	[REDACTED]	0.00	186.37
01/07/22	EB-REDEPOSIT PERIODIC [REDACTED] [REDACTED] SSN ***** [REDACTED] REDEPOSIT DTD 20220101 CK# 00010136844 [REDACTED]	TEAMSTERS LOC 73 CASH PP PRI USD	[REDACTED]	0.00	204.23
01/07/22	EB-REDEPOSIT PERIODIC [REDACTED] [REDACTED] SSN ***** [REDACTED] REDEPOSIT DTD 20220101 CK# 00010143301 [REDACTED]	TEAMSTERS LOC 73 CASH PP PRI USD	[REDACTED]	0.00	385.74
01/07/22	EB-REDEPOSIT PERIODIC [REDACTED] [REDACTED] SSN [REDACTED] REDEPOSIT CK #10064309 DTD 11/1/2021	TEAMSTERS LOC 73 CASH PP PRI USD	[REDACTED]	0.00	164.23
01/07/22	EB-REDEPOSIT PERIODIC [REDACTED] [REDACTED] SSN [REDACTED] REDEPOSIT CK #10100758 DTD 12/1/2021	TEAMSTERS LOC 73 CASH PP PRI USD	[REDACTED]	0.00	164.23





Account Statement

TEAMSTERS LOC 73 PENSION CONSOL [REDACTED]

January 01, 2022 - December 31, 2022

Detail Schedule of Cash Disbursements (Continued)

Base Currency: USD

Transaction Date	Transaction Description	Portfolio Name	Portfolio Number	Income Cash	Principal Cash
01/10/22	EB-REDEPOSIT PERIODIC [REDACTED] RECLAIM FEDTX FOR 11/1 & 12/1 2021 [REDACTED] SSN [REDACTED] [REDACTED]	TEAMSTERS LOC 73 CASH PP PRI USD	[REDACTED]	0.00	80.00
01/18/22	EB-REDEPOSIT PERIODIC [REDACTED] [REDACTED] SSN ***** [REDACTED] STOP DTD 20220101 CK # 00013894565 [REDACTED]	TEAMSTERS LOC 73 CASH PP PRI USD	[REDACTED]	0.00	90.93
01/19/22	EB-PERIODIC BENEFIT PAYMENT PAID TO RETIREMENT PAYMENTS [REDACTED]	TEAMSTERS LOC 73 CASH PP PRI USD	[REDACTED]	0.00	-90.93
01/24/22	EB-REDEPOSIT PERIODIC [REDACTED] [REDACTED] SSN ***** [REDACTED] STOP DTD 20220101 CK# 00013894559 [REDACTED]	TEAMSTERS LOC 73 CASH PP PRI USD	[REDACTED]	0.00	69.00
02/01/22	EB-PERIODIC BENEFIT PAYMENT PAID TO RETIREMENT PAYMENTS [REDACTED]	TEAMSTERS LOC 73 CASH PP PRI USD	[REDACTED]	0.00	-128,405.91
02/03/22	EB-REDEPOSIT PERIODIC [REDACTED] [REDACTED] SSN ***** [REDACTED] REDEPOSIT DTD 20220201 CK# 00010174658 [REDACTED]	TEAMSTERS LOC 73 CASH PP PRI USD	[REDACTED]	0.00	497.85
02/07/22	EB-REDEPOSIT PERIODIC [REDACTED] [REDACTED] SSN ***** [REDACTED] REDEPOSIT DTD 20220101 CK# 00010136976 [REDACTED]	TEAMSTERS LOC 73 CASH PP PRI USD	[REDACTED]	0.00	497.85





Account Statement

TEAMSTERS LOC 73 PENSION CONSOL [REDACTED]

January 01, 2022 - December 31, 2022

Detail Schedule of Cash Disbursements (Continued)

Base Currency: USD

Transaction Date	Transaction Description	Portfolio Name	Portfolio Number	Income Cash	Principal Cash
03/01/22	EB-PERIODIC BENEFIT PAYMENT PAID TO RETIREMENT PAYMENTS [REDACTED]	TEAMSTERS LOC 73 CASH PP PRI USD	[REDACTED]	0.00	-127,536.80
03/21/22	EB-REDEPOSIT PERIODIC [REDACTED] SSN ***** [REDACTED] STOP DTD 20220201 CK# 00013898230 [REDACTED]	TEAMSTERS LOC 73 CASH PP PRI USD	[REDACTED]	0.00	148.86
03/28/22	EB-REDEPOSIT PERIODIC [REDACTED] SSN ***** [REDACTED] REDEPOSIT DTD 20220201 CK# 00010174429 [REDACTED]	TEAMSTERS LOC 73 CASH PP PRI USD	[REDACTED]	0.00	36.07
03/28/22	EB-REDEPOSIT PERIODIC [REDACTED] SSN ***** [REDACTED] REDEPOSIT DTD 20220201 CK# 00010174510 [REDACTED]	TEAMSTERS LOC 73 CASH PP PRI USD	[REDACTED]	0.00	304.18
03/28/22	EB-REDEPOSIT PERIODIC [REDACTED] SSN ***** [REDACTED] REDEPOSIT DTD 20220201 CK# 00010174571 [REDACTED]	TEAMSTERS LOC 73 CASH PP PRI USD	[REDACTED]	0.00	361.15
03/28/22	EB-REDEPOSIT PERIODIC [REDACTED] SSN ***** [REDACTED] REDEPOSIT DTD 20220301 CK# 00010212229 [REDACTED]	TEAMSTERS LOC 73 CASH PP PRI USD	[REDACTED]	0.00	36.07
03/28/22	EB-REDEPOSIT PERIODIC [REDACTED] SSN ***** [REDACTED] REDEPOSIT DTD 20220301 CK# 00010212310 [REDACTED]	TEAMSTERS LOC 73 CASH PP PRI USD	[REDACTED]	0.00	304.18





Account Statement

TEAMSTERS LOC 73 PENSION CONSOL [REDACTED]

January 01, 2022 - December 31, 2022

Detail Schedule of Cash Disbursements (Continued)

Base Currency: USD

Transaction Date	Transaction Description	Portfolio Name	Portfolio Number	Income Cash	Principal Cash
03/28/22	EB-REDEPOSIT PERIODIC [REDACTED] [REDACTED] SSN ***** [REDACTED] REDEPOSIT DTD 20220301 CK# 00010212372 [REDACTED]	TEAMSTERS LOC 73 CASH PP PRI USD	[REDACTED]	0.00	361.15
03/30/22	EB-PERIODIC BENEFIT PAYMENT PAID TO RETIREMENT PAYMENTS [REDACTED] REISSUES FOR THE 02/01/22 AND 03/01/2022	TEAMSTERS LOC 73 CASH PP PRI USD	[REDACTED]	0.00	-608.36
04/01/22	EB-PERIODIC BENEFIT PAYMENT PAID TO RETIREMENT PAYMENTS [REDACTED]	TEAMSTERS LOC 73 CASH PP PRI USD	[REDACTED]	0.00	-125,227.14
04/04/22	EB-REDEPOSIT PERIODIC [REDACTED] [REDACTED] SSN *****8289 STOP DTD 20220401 CK# 00013905354 [REDACTED]	TEAMSTERS LOC 73 CASH PP PRI USD	[REDACTED]	0.00	237.34
04/05/22	EB-REDEPOSIT PERIODIC [REDACTED] [REDACTED] SSN ***** [REDACTED] REDEPOSIT DTD 20220401 CK# 00010250192 [REDACTED]	TEAMSTERS LOC 73 CASH PP PRI USD	[REDACTED]	0.00	198.45
04/05/22	EB-PERIODIC BENEFIT PAYMENT PAID TO RETIREMENT PAYMENTS [REDACTED] 1/1-4/1/22 RETRO PMTS [REDACTED] [REDACTED]	TEAMSTERS LOC 73 CASH PP PRI USD	[REDACTED]	0.00	-655.56
04/14/22	EB-PERIODIC BENEFIT PAYMENT PAID TO RETIREMENT PAYMENTS [REDACTED]	TEAMSTERS LOC 73 CASH PP PRI USD	[REDACTED]	0.00	-245.35





Account Statement

TEAMSTERS LOC 73 PENSION CONSOL [REDACTED]

January 01, 2022 - December 31, 2022

Detail Schedule of Cash Disbursements (Continued)

Base Currency: USD

Transaction Date	Transaction Description	Portfolio Name	Portfolio Number	Income Cash	Principal Cash
05/02/22	EB-PERIODIC BENEFIT PAYMENT PAID TO RETIREMENT PAYMENTS [REDACTED]	TEAMSTERS LOC 73 CASH PP PRI USD	[REDACTED]	0.00	-127,277.59
05/04/22	EB-REDEPOSIT PERIODIC [REDACTED] [REDACTED] SSN ***** [REDACTED] REDEPOSIT DTD 20220501 CK# 00010288109 [REDACTED]	TEAMSTERS LOC 73 CASH PP PRI USD	[REDACTED]	0.00	593.01
05/10/22	EB-PERIODIC BENEFIT PAYMENT PAID TO RETIREMENT PAYMENTS [REDACTED]	TEAMSTERS LOC 73 CASH PP PRI USD	[REDACTED]	0.00	-1,928.70
05/13/22	EB-REDEPOSIT PERIODIC [REDACTED] [REDACTED] SSN ***** [REDACTED] REDEPOSIT DTD 20220501 CK# 00010287979 [REDACTED]	TEAMSTERS LOC 73 CASH PP PRI USD	[REDACTED]	0.00	213.55
06/01/22	EB-PERIODIC BENEFIT PAYMENT PAID TO RETIREMENT PAYMENTS [REDACTED]	TEAMSTERS LOC 73 CASH PP PRI USD	[REDACTED]	0.00	-126,364.02
06/02/22	EB-PERIODIC BENEFIT PAYMENT PAID TO RETIREMENT PAYMENTS [REDACTED]	TEAMSTERS LOC 73 CASH PP PRI USD	[REDACTED]	0.00	-497.85
06/08/22	EB-REDEPOSIT PERIODIC [REDACTED] [REDACTED] SSN ***** [REDACTED] STOP DTD 20220501 CK# 00013908863 [REDACTED]	TEAMSTERS LOC 73 CASH PP PRI USD	[REDACTED]	0.00	619.65
06/09/22	EB-PERIODIC BENEFIT PAYMENT PAID TO RETIREMENT PAYMENTS [REDACTED]	TEAMSTERS LOC 73 CASH PP PRI USD	[REDACTED]	0.00	-619.65





Account Statement

TEAMSTERS LOC 73 PENSION CONSOL [REDACTED]

January 01, 2022 - December 31, 2022

Detail Schedule of Cash Disbursements (Continued)

Base Currency: USD

Transaction Date	Transaction Description	Portfolio Name	Portfolio Number	Income Cash	Principal Cash
07/01/22	EB-PERIODIC BENEFIT PAYMENT PAID TO RETIREMENT PAYMENTS [REDACTED]	TEAMSTERS LOC 73 CASH PP PRI USD	[REDACTED]	0.00	-126,861.87
07/07/22	EB-REDEPOSIT PERIODIC [REDACTED] SSN ***** [REDACTED] REDEPOSIT DTD 20220701 CK# 00010363516 [REDACTED]	TEAMSTERS LOC 73 CASH PP PRI USD	[REDACTED]	0.00	268.48
07/21/22	EB-REDEPOSIT PERIODIC [REDACTED] SSN ***** [REDACTED] STOP DTD 20211201 CK# 00013890897 [REDACTED]	TEAMSTERS LOC 73 CASH PP PRI USD	[REDACTED]	0.00	226.64
07/21/22	EB-REDEPOSIT PERIODIC [REDACTED] SSN ***** [REDACTED] STOP DTD 20220101 CK# 00013894531 [REDACTED]	TEAMSTERS LOC 73 CASH PP PRI USD	[REDACTED]	0.00	273.20
07/21/22	EB-REDEPOSIT PERIODIC [REDACTED] SSN ***** [REDACTED] STOP DTD 20220201 CK# 00013898189 [REDACTED]	TEAMSTERS LOC 73 CASH PP PRI USD	[REDACTED]	0.00	273.20
07/21/22	EB-REDEPOSIT PERIODIC [REDACTED] SSN ***** [REDACTED] STOP DTD 20220301 CK# 00013901772 [REDACTED]	TEAMSTERS LOC 73 CASH PP PRI USD	[REDACTED]	0.00	273.20
07/28/22	EB-REDEPOSIT PERIODIC [REDACTED] SSN ***** [REDACTED] STOP DTD 20220401 CK# 00013905356 [REDACTED]	TEAMSTERS LOC 73 CASH PP PRI USD	[REDACTED]	0.00	222.05





Account Statement

TEAMSTERS LOC 73 PENSION CONSOL [REDACTED]

January 01, 2022 - December 31, 2022

Detail Schedule of Cash Disbursements (Continued)

Base Currency: USD

Transaction Date	Transaction Description	Portfolio Name	Portfolio Number	Income Cash	Principal Cash
08/01/22	EB-PERIODIC BENEFIT PAYMENT PAID TO RETIREMENT PAYMENTS [REDACTED]	TEAMSTERS LOC 73 CASH PP PRI USD	[REDACTED]	0.00	-127,800.90
08/02/22	EB-PERIODIC BENEFIT PAYMENT PAID TO RETIREMENT PAYMENTS [REDACTED]	TEAMSTERS LOC 73 CASH PP PRI USD	[REDACTED]	0.00	-2,642.40
08/04/22	EB-REDEPOSIT PERIODIC [REDACTED] [REDACTED] SSN ***** [REDACTED] REDEPOSIT DTD 20220801 C K# 00010401069 [REDACTED]	TEAMSTERS LOC 73 CASH PP PRI USD	[REDACTED]	0.00	399.49
08/17/22	EB-PERIODIC BENEFIT PAYMENT PAID TO RETIREMENT PAYMENTS [REDACTED]	TEAMSTERS LOC 73 CASH PP PRI USD	[REDACTED]	0.00	-399.49
08/29/22	EB-REDEPOSIT PERIODIC [REDACTED] [REDACTED] SSN ***** [REDACTED] REDEPOSIT DTD 20220801 CK# 00010401121 [REDACTED]	TEAMSTERS LOC 73 CASH PP PRI USD	[REDACTED]	0.00	322.40
09/01/22	EB-PERIODIC BENEFIT PAYMENT PAID TO RETIREMENT PAYMENTS [REDACTED]	TEAMSTERS LOC 73 CASH PP PRI USD	[REDACTED]	0.00	-127,966.89
09/08/22	EB-REDEPOSIT PERIODIC [REDACTED] [REDACTED] SSN ***** [REDACTED] REDEPOSIT DTD 20220901 CK# 00010438298 [REDACTED]	TEAMSTERS LOC 73 CASH PP PRI USD	[REDACTED]	0.00	230.98





Account Statement

TEAMSTERS LOC 73 PENSION CONSOL [REDACTED]

January 01, 2022 - December 31, 2022

Detail Schedule of Cash Disbursements (Continued)

Base Currency: USD

Transaction Date	Transaction Description	Portfolio Name	Portfolio Number	Income Cash	Principal Cash
09/15/22	EB-REDEPOSIT PERIODIC [REDACTED] SSN *****3907 STOP DTD 20220901 CK# 00013922523 [REDACTED]	TEAMSTERS LOC 73 CASH PP PRI USD	[REDACTED]	0.00	176.98
09/16/22	EB-PERIODIC BENEFIT PAYMENT PAID TO RETIREMENT PAYMENTS [REDACTED]	TEAMSTERS LOC 73 CASH PP PRI USD	[REDACTED]	0.00	-176.98
10/03/22	EB-PERIODIC BENEFIT PAYMENT PAID TO RETIREMENT PAYMENTS [REDACTED]	TEAMSTERS LOC 73 CASH PP PRI USD	[REDACTED]	0.00	-129,867.79
10/05/22	EB-REDEPOSIT PERIODIC [REDACTED] SSN *****[REDACTED] REDEPOSIT DTD 20221 001 CK# 00010474983 [REDACTED]	TEAMSTERS LOC 73 CASH PP PRI USD	[REDACTED]	0.00	382.78
10/12/22	EB-REDEPOSIT PERIODIC [REDACTED] SSN *****[REDACTED] STOP DTD 20220701 CK# 00013915758 [REDACTED]	TEAMSTERS LOC 73 CASH PP PRI USD	[REDACTED]	0.00	226.64
10/13/22	EB-PERIODIC BENEFIT PAYMENT PAID TO RETIREMENT PAYMENTS [REDACTED]	TEAMSTERS LOC 73 CASH PP PRI USD	[REDACTED]	0.00	-226.64
10/14/22	EB-REDEPOSIT PERIODIC [REDACTED] SSN *****[REDACTED] STOP DTD 20220401 CK# 00013905340 [REDACTED]	TEAMSTERS LOC 73 CASH PP PRI USD	[REDACTED]	0.00	273.20





Account Statement

TEAMSTERS LOC 73 PENSION CONSOL [REDACTED]

January 01, 2022 - December 31, 2022

Detail Schedule of Cash Disbursements (Continued)

Base Currency: USD

Transaction Date	Transaction Description	Portfolio Name	Portfolio Number	Income Cash	Principal Cash
10/14/22	EB-REDEPOSIT PERIODIC [REDACTED] SSN ***** [REDACTED] STOP DTD 20220501 CK# 00013908847 [REDACTED]	TEAMSTERS LOC 73 CASH PP PRI USD	[REDACTED]	0.00	273.20
10/14/22	EB-REDEPOSIT PERIODIC [REDACTED] SSN ***** [REDACTED] STOP DTD 20220601 CK# 00013912311 [REDACTED]	TEAMSTERS LOC 73 CASH PP PRI USD	[REDACTED]	0.00	273.20
10/14/22	EB-REDEPOSIT PERIODIC [REDACTED] SSN ***** [REDACTED] STOP DTD 20220701 CK# 00013915751 [REDACTED]	TEAMSTERS LOC 73 CASH PP PRI USD	[REDACTED]	0.00	273.20
10/14/22	EB-REDEPOSIT PERIODIC [REDACTED] SSN ***** [REDACTED] STOP DTD 20220801 CK# 00013919154 [REDACTED]	TEAMSTERS LOC 73 CASH PP PRI USD	[REDACTED]	0.00	273.20
10/14/22	EB-REDEPOSIT PERIODIC [REDACTED] SSN ***** [REDACTED] STOP DTD 20220901 CK# 00013922529 [REDACTED]	TEAMSTERS LOC 73 CASH PP PRI USD	[REDACTED]	0.00	273.20
10/14/22	EB-REDEPOSIT PERIODIC [REDACTED] SSN ***** [REDACTED] STOP DTD 20221001 CK# 00013925836 [REDACTED]	TEAMSTERS LOC 73 CASH PP PRI USD	[REDACTED]	0.00	273.20
11/01/22	EB-PERIODIC BENEFIT PAYMENT PAID TO RETIREMENT PAYMENTS [REDACTED]	TEAMSTERS LOC 73 CASH PP PRI USD	[REDACTED]	0.00	-145,743.20





Account Statement

TEAMSTERS LOC 73 PENSION CONSOL [REDACTED]

January 01, 2022 - December 31, 2022

Detail Schedule of Cash Disbursements (Continued)

Base Currency: USD

Transaction Date	Transaction Description	Portfolio Name	Portfolio Number	Income Cash	Principal Cash
11/16/22	EB-REDEPOSIT PERIODIC [REDACTED] [REDACTED] SSN ***** [REDACTED] STOP DTD 20220801 CK# 0 0013919172 [REDACTED]	TEAMSTERS LOC 73 CASH PP PRI USD	[REDACTED]	0.00	268.48
11/16/22	EB-REDEPOSIT PERIODIC [REDACTED] [REDACTED] SSN ***** [REDACTED] STOP DTD 20220901 CK# 0 0013922546 [REDACTED]	TEAMSTERS LOC 73 CASH PP PRI USD	[REDACTED]	0.00	268.48
11/16/22	EB-REDEPOSIT PERIODIC [REDACTED] [REDACTED] SSN ***** [REDACTED] STOP DTD 20221001 CK# 0 0013925852 [REDACTED]	TEAMSTERS LOC 73 CASH PP PRI USD	[REDACTED]	0.00	268.48
11/16/22	EB-REDEPOSIT PERIODIC [REDACTED] [REDACTED] SSN ***** [REDACTED] STOP DTD 20221101 CK# 0 0013929132 [REDACTED]	TEAMSTERS LOC 73 CASH PP PRI USD	[REDACTED]	0.00	268.48
11/21/22	EB-REDEPOSIT PERIODIC [REDACTED] [REDACTED] SSN ***** [REDACTED] REDEPOSIT DTD 20220801 CK# 00010401062 [REDACTED]	TEAMSTERS LOC 73 CASH PP PRI USD	[REDACTED]	0.00	107.99
11/21/22	EB-REDEPOSIT PERIODIC [REDACTED] [REDACTED] SSN ***** [REDACTED] REDEPOSIT DTD 20220901 CK# 00010438275 [REDACTED]	TEAMSTERS LOC 73 CASH PP PRI USD	[REDACTED]	0.00	107.99
11/21/22	EB-REDEPOSIT PERIODIC [REDACTED] [REDACTED] SSN ***** [REDACTED] REDEPOSIT DTD 20221001 CK# 00010475083 [REDACTED]	TEAMSTERS LOC 73 CASH PP PRI USD	[REDACTED]	0.00	107.99





Account Statement

TEAMSTERS LOC 73 PENSION CONSOL [REDACTED]

January 01, 2022 - December 31, 2022

Detail Schedule of Cash Disbursements (Continued)

Base Currency: USD

Transaction Date	Transaction Description	Portfolio Name	Portfolio Number	Income Cash	Principal Cash
11/21/22	EB-REDEPOSIT PERIODIC [REDACTED] [REDACTED] SSN ***** [REDACTED] REDEPOSIT DTD 20221101 CK# 00010512307 [REDACTED]	TEAMSTERS LOC 73 CASH PP PRI USD	[REDACTED]	0.00	107.99
12/01/22	EB-PERIODIC BENEFIT PAYMENT PAID TO RETIREMENT PAYMENTS [REDACTED]	TEAMSTERS LOC 73 CASH PP PRI USD	[REDACTED]	0.00	-131,256.77
12/02/22	EB-PERIODIC BENEFIT PAYMENT PAID TO RETIREMENT PAYMENTS [REDACTED]	TEAMSTERS LOC 73 CASH PP PRI USD	[REDACTED]	0.00	-891.86
12/06/22	EB-REDEPOSIT PERIODIC [REDACTED] [REDACTED] SSN ***** [REDACTED] REDEPOSIT DTD 20221201 CK# 00010549389 [REDACTED]	TEAMSTERS LOC 73 CASH PP PRI USD	[REDACTED]	0.00	326.28
12/07/22	EB-REDEPOSIT PERIODIC [REDACTED] [REDACTED] SSN ***** [REDACTED] REDEPOSIT DTD 20221201 CK# 00010549540 [REDACTED]	TEAMSTERS LOC 73 CASH PP PRI USD	[REDACTED]	0.00	256.33
Total Pension Payments				0.00	-1,549,512.88
Fees and Expenses					
01/14/22	FEEES BY DEDUCTION FOR SERVICES PROVIDED FOR THE PERIOD 09/30/2021 TO 12/31/2021	TEAMSTERS LOC 73 CASH PP PRI USD	[REDACTED]	0.00	-18.72





Account Statement

TEAMSTERS LOC 73 PENSION CONSOL [REDACTED]

January 01, 2022 - December 31, 2022

Detail Schedule of Cash Disbursements (Continued)

Base Currency: USD

Transaction Date	Transaction Description	Portfolio Name	Portfolio Number	Income Cash	Principal Cash
01/14/22	FEES BY DEDUCTION FOR SERVICES PROVIDED FOR THE PERIOD 09/30/2021 TO 12/31/2021 PAID FOR: TEAMSTERS LOC 73 - MF PRI USD	TEAMSTERS LOC 73 CASH PP PRI USD	[REDACTED]	0.00	-2,011.63
01/14/22	FEES BY DEDUCTION FOR SERVICES PROVIDED FOR THE PERIOD 09/30/2021 TO 12/31/2021 PAID FOR: TEAMSTERS LOC 73 BARROW PP PRI USD	TEAMSTERS LOC 73 CASH PP PRI USD	[REDACTED]	0.00	-626.94
01/14/22	FEES BY DEDUCTION FOR SERVICES PROVIDED FOR THE PERIOD 09/30/2021 TO 12/31/2021	TEAMSTERS LOC 73 CASH PP PRI USD	[REDACTED]	0.00	-1,553.05
04/14/22	FEES BY DEDUCTION FOR SERVICES PROVIDED FOR THE PERIOD 12/31/2021 TO 03/31/2022	TEAMSTERS LOC 73 CASH PP PRI USD	[REDACTED]	0.00	-25.64
04/14/22	FEES BY DEDUCTION FOR SERVICES PROVIDED FOR THE PERIOD 12/31/2021 TO 03/31/2022 PAID FOR: TEAMSTERS LOC 73 - MF PRI USD	TEAMSTERS LOC 73 CASH PP PRI USD	[REDACTED]	0.00	-1,890.90
04/14/22	FEES BY DEDUCTION FOR SERVICES PROVIDED FOR THE PERIOD 12/31/2021 TO 03/31/2022 PAID FOR: TEAMSTERS LOC 73 BARROW PP PRI USD	TEAMSTERS LOC 73 CASH PP PRI USD	[REDACTED]	0.00	-617.43
04/14/22	FEES BY DEDUCTION FOR SERVICES PROVIDED FOR THE PERIOD 12/31/2021 TO 03/31/2022	TEAMSTERS LOC 73 CASH PP PRI USD	[REDACTED]	0.00	-1,148.55





Account Statement

TEAMSTERS LOC 73 PENSION CONSOL [REDACTED]

January 01, 2022 - December 31, 2022

Detail Schedule of Cash Disbursements (Continued)

Base Currency: USD

Transaction Date	Transaction Description	Portfolio Name	Portfolio Number	Income Cash	Principal Cash
07/15/22	FEES BY DEDUCTION FOR SERVICES PROVIDED FOR THE PERIOD 03/31/2022 TO 06/30/2022	TEAMSTERS LOC 73 CASH PP PRI USD	[REDACTED]	0.00	-20.34
07/15/22	FEES BY DEDUCTION FOR SERVICES PROVIDED FOR THE PERIOD 03/31/2022 TO 06/30/2022 PAID FOR: TEAMSTERS LOC 73 - MF PRI USD	TEAMSTERS LOC 73 CASH PP PRI USD	[REDACTED]	0.00	-1,719.29
07/15/22	FEES BY DEDUCTION FOR SERVICES PROVIDED FOR THE PERIOD 03/31/2022 TO 06/30/2022 PAID FOR: TEAMSTERS LOC 73 BARROW PP PRI USD	TEAMSTERS LOC 73 CASH PP PRI USD	[REDACTED]	0.00	-607.36
07/15/22	FEES BY DEDUCTION FOR SERVICES PROVIDED FOR THE PERIOD 03/31/2022 TO 06/30/2022	TEAMSTERS LOC 73 CASH PP PRI USD	[REDACTED]	0.00	-1,117.85
10/17/22	FEES BY DEDUCTION FOR SERVICES PROVIDED FOR THE PERIOD 06/30/2022 TO 09/30/2022	TEAMSTERS LOC 73 CASH PP PRI USD	[REDACTED]	0.00	-20.04
10/17/22	FEES BY DEDUCTION FOR SERVICES PROVIDED FOR THE PERIOD 06/30/2022 TO 09/30/2022 PAID FOR: TEAMSTERS LOC 73 - MF PRI USD	TEAMSTERS LOC 73 CASH PP PRI USD	[REDACTED]	0.00	-1,646.33
10/17/22	FEES BY DEDUCTION FOR SERVICES PROVIDED FOR THE PERIOD 06/30/2022 TO 09/30/2022 PAID FOR: TEAMSTERS LOC 73 BARROW PP PRI USD	TEAMSTERS LOC 73 CASH PP PRI USD	[REDACTED]	0.00	-599.45





Account Statement

TEAMSTERS LOC 73 PENSION CONSOL [REDACTED]

January 01, 2022 - December 31, 2022

Detail Schedule of Cash Disbursements (Continued)

Base Currency: USD

Transaction Date	Transaction Description	Portfolio Name	Portfolio Number	Income Cash	Principal Cash
10/17/22	FEES BY DEDUCTION FOR SERVICES PROVIDED FOR THE PERIOD 06/30/2022 TO 09/30/2022	TEAMSTERS LOC 73 CASH PP PRI USD	[REDACTED]	0.00	-1,134.75
Total Fees and Expenses				0.00	-14,758.27
Transfer To Accounts/Portfolios					
01/27/22	EB-TRANSFER TO ANOTHER ACCOUNT TRANSFERRED TO PORTFOLIO [REDACTED] TRANSFER SALE PROCEEDS TO CASH ACCOUNT TO FUND FEB AND MARCH PENSION P MTS PER AUTH DTD 1/26/22	TEAMSTERS LOC 73 - MF PRI USD	[REDACTED]	0.00	-270,000.00
03/23/22	EB-TRANSFER TO ANOTHER ACCOUNT TRANSFERRED TO PORTFOLIO [REDACTED] TRANSFER SALE PROCEEDS TO CASH ACCOUNT TO FUND APRIL PENSION PMTS PER AUTH DTD 3/21/22	TEAMSTERS LOC 73 - MF PRI USD	[REDACTED]	0.00	-130,000.00
04/27/22	EB-TRANSFER TO ANOTHER ACCOUNT TRANSFERRED TO PORTFOLIO [REDACTED] TRANSFER SALE PROCEEDS TO CASH ACCOUNT TO FUND FEB AND MARCH PENSION P MTS PER AUTH DTD 4/26/22	TEAMSTERS LOC 73 - MF PRI USD	[REDACTED]	0.00	-128,000.00
05/27/22	EB-TRANSFER TO ANOTHER ACCOUNT TRANSFERRED TO PORTFOLIO [REDACTED] TRANSFER SALE PROCEEDS TO CASH ACCOUNT TO FUND JUNE PENSION PMTS PER AUTH DTD 5/26/22	TEAMSTERS LOC 73 - MF PRI USD	[REDACTED]	0.00	-127,000.00





Account Statement

TEAMSTERS LOC 73 PENSION CONSOL [REDACTED]

January 01, 2022 - December 31, 2022

Detail Schedule of Cash Disbursements (Continued)

Base Currency: USD

Transaction Date	Transaction Description	Portfolio Name	Portfolio Number	Income Cash	Principal Cash
06/30/22	EB-TRANSFER TO ANOTHER ACCOUNT TRANSFERRED TO PORTFOLIO [REDACTED] TRANSFER SALE PROCEEDS TO CASH ACCOUNT TO FUND JUNE PENSION PMTS PER A UTH DTD 6/28/22	TEAMSTERS LOC 73 - MF PRI USD	[REDACTED]	0.00	-127,000.00
07/27/22	EB-TRANSFER TO ANOTHER ACCOUNT TRANSFERRED TO PORTFOLIO [REDACTED] TRANSFER SALE PROCEEDS TO CASH ACCOUNT TO FUND JUNE PENSION PMTS PER A UTH DTD 7/26/22	TEAMSTERS LOC 73 - MF PRI USD	[REDACTED]	0.00	-128,000.00
08/22/22	EB-TRANSFER TO ANOTHER ACCOUNT TRANSFERRED TO PORTFOLIO [REDACTED] TRANSFER PROCEEDS TO COVER SEPTEMBER 2022 PENSION PYMTS LOD 8.19.22	TEAMSTERS LOC 73 - MF PRI USD	[REDACTED]	0.00	-128,000.00
09/28/22	EB-TRANSFER TO ANOTHER ACCOUNT TRANSFERRED TO PORTFOLIO [REDACTED] TRANSFER PROCEEDS TO COVER OCTOBER 2022 PENSION PYMTS LOD 9.22.22	TEAMSTERS LOC 73 BARROW PP PRI USD	[REDACTED]	0.00	-128,000.00
10/27/22	EB-TRANSFER TO ANOTHER ACCOUNT TRANSFERRED TO PORTFOLIO [REDACTED] TRANSFER PROCEEDS TO COVER NOVEMBER 2022 PENSION PYMTS LOD 10.21.22	TEAMSTERS LOC 73 BARROW PP PRI USD	[REDACTED]	0.00	-130,000.00
11/28/22	EB-TRANSFER TO ANOTHER ACCOUNT TRANSFERRED TO PORTFOLIO [REDACTED] TRANSFER PROCEEDS TO COVER NOVEMBER 2022 PENSION PYMTS LOD 11.22.22	TEAMSTERS LOC 73 BARROW PP PRI USD	[REDACTED]	0.00	-146,000.00





Account Statement

TEAMSTERS LOC 73 PENSION CONSOL [REDACTED]

January 01, 2022 - December 31, 2022

Detail Schedule of Cash Disbursements (Continued)

Base Currency: USD

Transaction Date	Transaction Description	Portfolio Name	Portfolio Number	Income Cash	Principal Cash
12/23/22	EB-TRANSFER TO ANOTHER ACCOUNT TRANSFERRED TO PORTFOLIO [REDACTED] TRANSFER PROCEEDS TO COVER NOVEMBER 2022 PENSION PYMTS LOD 12.20.22	TEAMSTERS LOC 73 BARROW PP PRI USD	[REDACTED]	0.00	-135,000.00
Total Transfer To Accounts/Portfolios				0.00	-1,577,000.00
Other Disbursements					
09/13/22	MISCELLANEOUS DISTRIBUTION OF CASH PAID TO TEAMSTERS UNION LOCAL 73 HEALTH & WELFARE FUND TRANSFER SALES PROCEEDS TO DDA [REDACTED] PER LOD DTD 9.8.22	TEAMSTERS LOC 73 - MF PRI USD	[REDACTED]	0.00	-100,000.00
Total Other Disbursements				0.00	-100,000.00
Total Cash Disbursements				\$0.00	\$-3,241,271.15





Account Statement

TEAMSTERS LOC 73 PENSION CONSOL [REDACTED]
 January 01, 2022 - December 31, 2022

Detail Schedule of Securities Purchased

Base Currency: USD

Asset Number Transaction Date	Transaction Description	Portfolio Number	Trade Date Settle Date	Units / Par	Price	Cash Disbursed	Book Value
Equity							
Mutual Funds							
922908686 03/23/22	DIVIDEND REINVESTMENT 79.473 UNITS @ 102.53 VANGUARD SMALL CAP INDEX FD \$1.065	[REDACTED]		79.4730	102.529	-8,148.32	8,148.32
922908710 03/24/22	DIVIDEND REINVESTMENT 53.533 UNITS @ 411.20 VANGUARD 500 INDEX FUND \$5.581	[REDACTED]		53.5330	411.202	-22,012.86	22,012.86
922908686 06/23/22	DIVIDEND REINVESTMENT 103.596 UNITS @ 83.38 VANGUARD SMALL CAP INDEX FD \$1.065	[REDACTED]		103.5960	83.380	-8,637.85	8,637.85
922908710 06/29/22	DIVIDEND REINVESTMENT 62.693 UNITS @ 352.61 VANGUARD 500 INDEX FUND \$5.581	[REDACTED]		62.6930	352.611	-22,106.27	22,106.27
922908686 09/23/22	DIVIDEND REINVESTMENT 115.335 UNITS @ 84.92 VANGUARD SMALL CAP INDEX FD \$1.065	[REDACTED]		115.3350	84.920	-9,794.23	9,794.23
922908710 09/28/22	DIVIDEND REINVESTMENT 62.012 UNITS @ 336.43 VANGUARD 500 INDEX FUND \$5.581	[REDACTED]		62.0120	336.431	-20,862.79	20,862.79
922908710 12/20/22	DIVIDEND REINVESTMENT 67.844 UNITS @ 351.93 VANGUARD 500 INDEX FUND \$5.581	[REDACTED]		67.8440	351.932	-23,876.45	23,876.45
922908686 12/22/22	DIVIDEND REINVESTMENT 168.212 UNITS @ 88.61 VANGUARD SMALL CAP INDEX FD \$1.065	[REDACTED]		168.2120	88.610	-14,905.28	14,905.28
Total Mutual Funds						-130,344.05	130,344.05



Detail Schedule of Securities Purchased (Continued)

Base Currency: USD

Asset Number Transaction Date	Transaction Description	Portfolio Number	Trade Date Settle Date	Units / Par	Price	Cash Disbursed	Book Value
Non-US Mutual Funds							
298706821 06/13/22	MUTUAL FUNDS - REINV OF CAP GAIN LT 166.125 SHARES AMERICAN EUROPACIFIC GROWTH FUND \$0.802 TRADE 06/13/2022 SETTLE 06/13/2022 166.125 UNITS @ 48.66991723	[REDACTED]	06/13/22 06/13/22	166.1250	48.670	-8,085.29	8,085.29
298706821 12/19/22	DIVIDEND REINVESTMENT 443.868 UNITS @ 49.46 AMERICAN EUROPACIFIC GROWTH FUND \$0.802	[REDACTED]		443.8680	49.460	-21,953.69	21,953.69
Total Non-US Mutual Funds						-30,038.98	30,038.98
Total Equity						-160,383.03	160,383.03
Fixed Income							
Corporate Bonds							
025537AK7 01/04/22	PURCHASED 45,000 PAR VALUE AMERICAN ELECTRIC POWER INC DTD 3/19/2019 3.40000% 3/15/2024 TRADE 01/04/2022 SETTLE 01/06/2022 45,000 UNITS @ 100.895	[REDACTED]	01/04/22 01/06/22	45,000.0000	100.895	-45,402.75	45,402.75
38141GZH0 01/19/22	PURCHASED 45,000 PAR VALUE GOLDMAN SACHS GROUP INC DTD 1/24/2022 1.75700% 1/24/2025 TRADE 01/19/2022 SETTLE 01/24/2022 45,000 UNITS @ 100	[REDACTED]	01/19/22 01/24/22	45,000.0000	100.000	-45,000.00	45,000.00



Detail Schedule of Securities Purchased (Continued)

Base Currency: USD

Asset Number Transaction Date	Transaction Description	Portfolio Number	Trade Date Settle Date	Units / Par	Price	Cash Disbursed	Book Value
928563AE5 01/21/22	PURCHASED 35,000 PAR VALUE VMWARE INC DTD 4/7/2020 4.65000% 5/15/2027 TRADE 01/21/2022 SETTLE 01/25/2022 35,000 UNITS @ 110.73	[REDACTED]	01/21/22 01/25/22	35,000.0000	110.730	-38,755.50	38,755.50
06051GKG3 02/01/22	PURCHASED 30,000 PAR VALUE BANK OF AMERICA CORP DTD 2/4/2022 1.84300% 2/4/2025 TRADE 02/01/2022 SETTLE 02/04/2022 30,000 UNITS @ 100	[REDACTED]	02/01/22 02/04/22	30,000.0000	100.000	-30,000.00	30,000.00
303075AA3 02/15/22	PURCHASED 40,000 PAR VALUE FACTSET RESH SYS INC DTD 3/1/2022 2.90000% 3/1/2027 TRADE 02/15/2022 SETTLE 03/01/2022 40,000 UNITS @ 99.829	[REDACTED]	02/15/22 03/01/22	40,000.0000	99.829	-39,931.60	39,931.60
20826FAU0 02/22/22	PURCHASED 40,000 PAR VALUE CONOCOPHILLIPS COMPANY DTD 3/8/2022 2.40000% 3/7/2025 TRADE 02/22/2022 SETTLE 03/08/2022 40,000 UNITS @ 99.882	[REDACTED]	02/22/22 03/08/22	40,000.0000	99.882	-39,952.80	39,952.80
090572AR9 02/23/22	PURCHASED 30,000 PAR VALUE BIO-RAD LABS DTD 3/2/2022 3.30000% 3/15/2027 TRADE 02/23/2022 SETTLE 03/02/2022 30,000 UNITS @ 99.792	[REDACTED]	02/23/22 03/02/22	30,000.0000	99.792	-29,937.60	29,937.60





Account Statement

TEAMSTERS LOC 73 PENSION CONSOL [REDACTED]

January 01, 2022 - December 31, 2022

Detail Schedule of Securities Purchased (Continued)

Base Currency: USD

Asset Number Transaction Date	Transaction Description	Portfolio Number	Trade Date Settle Date	Units / Par	Price	Cash Disbursed	Book Value
00817YAQ1 02/25/22	PURCHASED 45,000 PAR VALUE AETNA INC DTD 11/10/2014 3.50000% 11/15/2024 TRADE 02/25/2022 SETTLE 03/01/2022 45,000 UNITS @ 102.639	[REDACTED]	02/25/22 03/01/22	45,000.0000	102.639	-46,187.55	46,187.55
22822VAZ4 03/02/22	PURCHASED 30,000 PAR VALUE CROWN CASTLE INTL CORP DTD 3/4/2022 2.90000% 3/15/2027 TRADE 03/02/2022 SETTLE 03/04/2022 30,000 UNITS @ 99.758	[REDACTED]	03/02/22 03/04/22	30,000.0000	99.758	-29,927.40	29,927.40
609207AZ8 03/03/22	PURCHASED 35,000 PAR VALUE MONDELEZ INTERNATIONAL INC DTD 3/17/2022 2.12500% 3/17/2024 TRADE 03/03/2022 SETTLE 03/17/2022 35,000 UNITS @ 99.761	[REDACTED]	03/03/22 03/17/22	35,000.0000	99.761	-34,916.35	34,916.35
38141GZP2 03/10/22	PURCHASED 40,000 PAR VALUE GOLDMAN SACHS GROUP INC DTD 3/15/2022 3.00000% 3/15/2024 TRADE 03/10/2022 SETTLE 03/15/2022 40,000 UNITS @ 99.911	[REDACTED]	03/10/22 03/15/22	40,000.0000	99.911	-39,964.40	39,964.40
89236TJX4 03/17/22	PURCHASED 55,000 PAR VALUE TOYOTA MOTOR CREDIT CORP DTD 3/22/2022 2.50000% 3/22/2024 TRADE 03/17/2022 SETTLE 03/22/2022 55,000 UNITS @ 99.938	[REDACTED]	03/17/22 03/22/22	55,000.0000	99.938	-54,965.90	54,965.90





Account Statement

TEAMSTERS LOC 73 PENSION CONSOL [REDACTED]

January 01, 2022 - December 31, 2022

Detail Schedule of Securities Purchased (Continued)

Base Currency: USD

Asset Number Transaction Date	Transaction Description	Portfolio Number	Trade Date Settle Date	Units / Par	Price	Cash Disbursed	Book Value
785592AM8 03/23/22	PURCHASED 45,000 PAR VALUE SABINE PASS LIQUEFACTION LLC DTD 9/1/2015 5.62500% 3/1/2025 TRADE 03/23/2022 SETTLE 03/25/2022 45,000 UNITS @ 105.583	[REDACTED]	03/23/22 03/25/22	45,000.0000	105.583	-47,512.35	47,512.35
437076CM2 03/24/22	PURCHASED 15,000 PAR VALUE HOME DEPOT INC DTD 3/28/2022 2.70000% 4/15/2025 TRADE 03/24/2022 SETTLE 03/28/2022 15,000 UNITS @ 99.825	[REDACTED]	03/24/22 03/28/22	15,000.0000	99.825	-14,973.75	14,973.75
928563AC9 04/08/22	PURCHASED 35,000 PAR VALUE VMWARE INC DTD 8/21/2017 3.90000% 8/21/2027 TRADE 04/08/2022 SETTLE 04/12/2022 35,000 UNITS @ 99.852	[REDACTED]	04/08/22 04/12/22	35,000.0000	99.852	-34,948.20	34,948.20
023135CD6 04/11/22	PURCHASED 30,000 PAR VALUE AMAZON.COM INC DTD 4/13/2022 2.73000% 4/13/2024 TRADE 04/11/2022 SETTLE 04/13/2022 30,000 UNITS @ 100	[REDACTED]	04/11/22 04/13/22	30,000.0000	100.000	-30,000.00	30,000.00
61747YEQ4 04/18/22	PURCHASED 45,000 PAR VALUE MORGAN STANLEY DTD 4/20/2022 3.62000% 4/17/2025 TRADE 04/18/2022 SETTLE 04/20/2022 45,000 UNITS @ 100	[REDACTED]	04/18/22 04/20/22	45,000.0000	100.000	-45,000.00	45,000.00





Account Statement

TEAMSTERS LOC 73 PENSION CONSOL [REDACTED]

January 01, 2022 - December 31, 2022

Detail Schedule of Securities Purchased (Continued)

Base Currency: USD

Asset Number Transaction Date	Transaction Description	Portfolio Number	Trade Date Settle Date	Units / Par	Price	Cash Disbursed	Book Value
63743HFE7 04/27/22	PURCHASED 25,000 PAR VALUE NATIONAL RURAL UTILS COOP FIN CORP DTD 5/4/2022 3.45000% 6/15/2025 TRADE 04/27/2022 SETTLE 05/04/2022 25,000 UNITS @ 99.973	[REDACTED]	04/27/22 05/04/22	25,000.0000	99.973	-24,993.25	24,993.25
172967NQ0 05/17/22	PURCHASED 45,000 PAR VALUE CITIGROUP INC DTD 5/24/2022 4.14000% 5/24/2025 TRADE 05/17/2022 SETTLE 05/24/2022 45,000 UNITS @ 100	[REDACTED]	05/17/22 05/24/22	45,000.0000	100.000	-45,000.00	45,000.00
24422EWF2 06/01/22	PURCHASED 55,000 PAR VALUE JOHN DEERE CAPITAL CORP DTD 6/6/2022 3.40000% 6/6/2025 TRADE 06/01/2022 SETTLE 06/06/2022 55,000 UNITS @ 99.977	[REDACTED]	06/01/22 06/06/22	55,000.0000	99.977	-54,987.35	54,987.35
16412XAG0 06/08/22	PURCHASED 45,000 PAR VALUE CHENIERE CORP CHRISTI HLDGS DTD 5/19/2017 5.12500% 6/30/2027 TRADE 06/08/2022 SETTLE 06/10/2022 45,000 UNITS @ 102.407	[REDACTED]	06/08/22 06/10/22	45,000.0000	102.407	-46,083.15	46,083.15
89236TKC8 06/27/22	PURCHASED 25,000 PAR VALUE TOYOTA MOTOR CREDIT CORP DTD 6/30/2022 3.95000% 6/30/2025 TRADE 06/27/2022 SETTLE 06/30/2022 25,000 UNITS @ 99.905	[REDACTED]	06/27/22 06/30/22	25,000.0000	99.905	-24,976.25	24,976.25





Account Statement

TEAMSTERS LOC 73 PENSION CONSOL [REDACTED]
 January 01, 2022 - December 31, 2022

Detail Schedule of Securities Purchased (Continued)

Base Currency: USD

Asset Number Transaction Date	Transaction Description	Portfolio Number	Trade Date Settle Date	Units / Par	Price	Cash Disbursed	Book Value
38143U8H7 06/29/22	PURCHASED 50,000 PAR VALUE GOLDMAN SACHS GROUP INC DTD 2/25/2016 3.75000% 2/25/2026 TRADE 06/29/2022 SETTLE 07/01/2022 50,000 UNITS @ 97.862	[REDACTED]	06/29/22 07/01/22	50,000.0000	97.862	-48,931.00	48,931.00
06051GLA5 07/19/22	PURCHASED 35,000 PAR VALUE BANK OF AMERICA CORP DTD 7/22/2022 4.82700% 7/22/2026 TRADE 07/19/2022 SETTLE 07/22/2022 35,000 UNITS @ 100	[REDACTED]	07/19/22 07/22/22	35,000.0000	100.000	-35,000.00	35,000.00
61772BAB9 08/12/22	PURCHASED 25,000 PAR VALUE MORGAN STANLEY DTD 4/22/2021 1.59300% 5/4/2027 TRADE 08/12/2022 SETTLE 08/16/2022 25,000 UNITS @ 90.813	[REDACTED]	08/12/22 08/16/22	25,000.0000	90.813	-22,703.25	22,703.25
38141GYA6 08/12/22	PURCHASED 100,000 PAR VALUE GOLDMAN SACHS GROUP INC DTD 3/8/2021 1.43100% 3/9/2027 TRADE 08/12/2022 SETTLE 08/16/2022 100,000 UNITS @ 90.535	[REDACTED]	08/12/22 08/16/22	100,000.0000	90.535	-90,535.00	90,535.00
097023DD4 09/16/22	PURCHASED 10,000 PAR VALUE BOEING CO DTD 2/4/2021 1.16700% 2/4/2023 TRADE 09/16/2022 SETTLE 09/20/2022 10,000 UNITS @ 98.735	[REDACTED]	09/16/22 09/20/22	10,000.0000	98.735	-9,873.50	9,873.50





Account Statement

TEAMSTERS LOC 73 PENSION CONSOL [REDACTED]

January 01, 2022 - December 31, 2022

Detail Schedule of Securities Purchased (Continued)

Base Currency: USD

Asset Number Transaction Date	Transaction Description	Portfolio Number	Trade Date Settle Date	Units / Par	Price	Cash Disbursed	Book Value
097023DD4 09/16/22	PURCHASED 35,000 PAR VALUE BOEING CO DTD 2/4/2021 1.16700% 2/4/2023 TRADE 09/16/2022 SETTLE 09/20/2022 35,000 UNITS @ 98.765	[REDACTED]	09/16/22 09/20/22	35,000.0000	98.765	-34,567.75	34,567.75
097023DE2 09/29/22	PURCHASED 45,000 PAR VALUE BOEING CO DTD 2/4/2021 1.43300% 2/4/2024 TRADE 09/29/2022 SETTLE 10/03/2022 45,000 UNITS @ 95.166	[REDACTED]	09/29/22 10/03/22	45,000.0000	95.166	-42,824.70	42,824.70
233331AW7 09/30/22	PURCHASED 35,000 PAR VALUE DTE ENERGY CO DTD 7/1/2019 2.52900% 10/1/2024 TRADE 09/30/2022 SETTLE 10/04/2022 35,000 UNITS @ 95.283	[REDACTED]	09/30/22 10/04/22	35,000.0000	95.283	-33,349.05	33,349.05
00287YBC2 09/30/22	PURCHASED 30,000 PAR VALUE ABBVIE INC DTD 9/18/2018 3.75000% 11/14/2023 TRADE 09/30/2022 SETTLE 10/04/2022 30,000 UNITS @ 99.075	[REDACTED]	09/30/22 10/04/22	30,000.0000	99.075	-29,722.50	29,722.50
02665WCZ2 10/04/22	PURCHASED 25,000 PAR VALUE AMERICAN HONDA FINANCE CORP DTD 6/27/2019 2.40000% 6/27/2024 TRADE 10/04/2022 SETTLE 10/06/2022 25,000 UNITS @ 96.449	[REDACTED]	10/04/22 10/06/22	25,000.0000	96.449	-24,112.25	24,112.25





Account Statement

TEAMSTERS LOC 73 PENSION CONSOL [REDACTED]

January 01, 2022 - December 31, 2022

Detail Schedule of Securities Purchased (Continued)

Base Currency: USD

Asset Number Transaction Date	Transaction Description	Portfolio Number	Trade Date Settle Date	Units / Par	Price	Cash Disbursed	Book Value
785592AV8 10/27/22	PURCHASED 40,000 PAR VALUE SABINE PASS LIQUEFACTION LLC DTD 12/31/2016 5.87500% 6/30/2026 TRADE 10/27/2022 SETTLE 10/31/2022 40,000 UNITS @ 100.139	[REDACTED]	10/27/22 10/31/22	40,000.0000	100.139	-40,055.60	40,055.60
38141GZV9 10/27/22	PURCHASED 90,000 PAR VALUE GOLDMAN SACHS GROUP INC DTD 11/1/2022 5.70000% 11/1/2024 TRADE 10/27/2022 SETTLE 11/01/2022 90,000 UNITS @ 99.944	[REDACTED]	10/27/22 11/01/22	90,000.0000	99.944	-89,949.60	89,949.60
06051GJK6 10/31/22	PURCHASED 35,000 PAR VALUE BANK OF AMERICA CORP DTD 10/21/2020 1.19700% 10/24/2026 TRADE 10/31/2022 SETTLE 11/02/2022 35,000 UNITS @ 86.922	[REDACTED]	10/31/22 11/02/22	35,000.0000	86.922	-30,422.70	30,422.70
785592AJ5 10/31/22	PURCHASED 40,000 PAR VALUE SABINE PASS LIQUEFACTION LLC DTD 11/15/2014 5.75000% 5/15/2024 TRADE 10/31/2022 SETTLE 11/02/2022 40,000 UNITS @ 99.957	[REDACTED]	10/31/22 11/02/22	40,000.0000	99.957	-39,982.80	39,982.80
68389XCFO 11/07/22	PURCHASED 45,000 PAR VALUE ORACLE CORP DTD 11/9/2022 5.80000% 11/10/2025 TRADE 11/07/2022 SETTLE 11/09/2022 45,000 UNITS @ 99.869	[REDACTED]	11/07/22 11/09/22	45,000.0000	99.869	-44,941.05	44,941.05





Account Statement

TEAMSTERS LOC 73 PENSION CONSOL [REDACTED]

January 01, 2022 - December 31, 2022

Detail Schedule of Securities Purchased (Continued)

Base Currency: USD

Asset Number Transaction Date	Transaction Description	Portfolio Number	Trade Date Settle Date	Units / Par	Price	Cash Disbursed	Book Value
06051GJH3 12/13/22	PURCHASED 30,000 PAR VALUE BANK OF AMERICA CORP DTD 10/21/2020 0.81000% 10/24/2024 TRADE 12/13/2022 SETTLE 12/15/2022 30,000 UNITS @ 95.817	[REDACTED]	12/13/22 12/15/22	30,000.0000	95.817	-28,745.10	28,745.10
Total Corporate Bonds						-1,489,132.00	1,489,132.00
Corporate Mortgage Back							
345286AC2 01/19/22	PURCHASED 20,000 PAR VALUE FORD CREDIT AUTO OWNER TRUST DTD 1/24/2022 1.29000% 6/15/2026 TRADE 01/19/2022 SETTLE 01/24/2022 20,000 UNITS @ 99.98812	[REDACTED]	01/19/22 01/24/22	20,000.0000	99.988	-19,997.62	19,997.62
92348KAL7 01/19/22	PURCHASED 10,000 PAR VALUE VERIZON MASTER TRUST DTD 1/25/2022 1.04000% 1/20/2027 TRADE 01/19/2022 SETTLE 01/25/2022 10,000 UNITS @ 9999.745	[REDACTED]	01/19/22 01/25/22	10,000.0000	9,999.745	-9,999.75	9,999.75
43815BAC4 02/15/22	PURCHASED 30,000 PAR VALUE HONDA AUTO RECEIVABLES OWNER TRUST DTD 2/23/2022 1.88000% 5/15/2026 TRADE 02/15/2022 SETTLE 02/23/2022 30,000 UNITS @ 99.98496	[REDACTED]	02/15/22 02/23/22	30,000.0000	99.985	-29,995.49	29,995.49





Account Statement

TEAMSTERS LOC 73 PENSION CONSOL [REDACTED]

January 01, 2022 - December 31, 2022

Detail Schedule of Securities Purchased (Continued)

Base Currency: USD

Asset Number Transaction Date	Transaction Description	Portfolio Number	Trade Date Settle Date	Units / Par	Price	Cash Disbursed	Book Value
36265MAC9 02/15/22	PURCHASED 30,000 PAR VALUE GM FINANCIAL AUTO LEASING TRUST DTD 2/23/2022 1.90000% 3/20/2025 TRADE 02/15/2022 SETTLE 02/23/2022 30,000 UNITS @ 99.99913333	[REDACTED]	02/15/22 02/23/22	30,000.0000	99.999	-29,999.74	29,999.74
47787JAC2 03/10/22	PURCHASED 35,000 PAR VALUE JOHN DEERE OWNER TRUST DTD 3/16/2022 2.32000% 9/15/2026 TRADE 03/10/2022 SETTLE 03/16/2022 35,000 UNITS @ 99.97788	[REDACTED]	03/10/22 03/16/22	35,000.0000	99.978	-34,992.26	34,992.26
03066TAC5 03/10/22	PURCHASED 30,000 PAR VALUE AMERICREDIT AUTO RECEIVABLES TRUST DTD 3/16/2022 2.45000% 11/18/2026 TRADE 03/10/2022 SETTLE 03/16/2022 30,000 UNITS @ 99.98286667	[REDACTED]	03/10/22 03/16/22	30,000.0000	99.983	-29,994.86	29,994.86
47787JAC2 04/20/22	PURCHASED 5,000 PAR VALUE JOHN DEERE OWNER TRUST DTD 3/16/2022 2.32000% 9/15/2026 TRADE 04/20/2022 SETTLE 04/22/2022 5,000 UNITS @ 97.890625	[REDACTED]	04/20/22 04/22/22	5,000.0000	97.891	-4,894.53	4,894.53
34528LAD7 04/21/22	PURCHASED 50,000 PAR VALUE FORD CREDIT AUTO LEASE TRUST DTD 4/26/2022 3.23000% 5/15/2025 TRADE 04/21/2022 SETTLE 04/26/2022 50,000 UNITS @ 99.98792	[REDACTED]	04/21/22 04/26/22	50,000.0000	99.988	-49,993.96	49,993.96



Detail Schedule of Securities Purchased (Continued)

Base Currency: USD

Asset Number Transaction Date	Transaction Description	Portfolio Number	Trade Date Settle Date	Units / Par	Price	Cash Disbursed	Book Value
02008JAC0 05/10/22	PURCHASED 15,000 PAR VALUE ALLY AUTO RECEIVABLES TRUST DTD 5/18/2022 3.31000% 11/15/2026 TRADE 05/10/2022 SETTLE 05/18/2022 15,000 UNITS @ 99.98066666	[REDACTED]	05/10/22 05/18/22	15,000.0000	99.981	-14,997.10	14,997.10
05602RAD3 05/10/22	PURCHASED 10,000 PAR VALUE BMW VEHICLE OWNER TRUST DTD 5/18/2022 3.21000% 8/25/2026 TRADE 05/10/2022 SETTLE 05/18/2022 10,000 UNITS @ 99.9948	[REDACTED]	05/10/22 05/18/22	10,000.0000	99.995	-9,999.48	9,999.48
03065WAD7 06/14/22	PURCHASED 20,000 PAR VALUE AMERICREDIT AUTOMOBILE RECEIVABLE TRUST DTD 6/22/2022 4.38000% 4/18/2028 TRADE 06/14/2022 SETTLE 06/22/2022 20,000 UNITS @ 99.98007	[REDACTED]	06/14/22 06/22/22	20,000.0000	99.980	-19,996.01	19,996.01
47800AAC4 07/12/22	PURCHASED 25,000 PAR VALUE JOHN DEERE OWNER TRUST DTD 7/20/2022 3.74000% 2/16/2027 TRADE 07/12/2022 SETTLE 07/20/2022 25,000 UNITS @ 99.99045	[REDACTED]	07/12/22 07/20/22	25,000.0000	99.990	-24,997.61	24,997.61
380130AD6 08/09/22	PURCHASED 25,000 PAR VALUE GM FINANCIAL AUTOMOBILE LEASIN GMALT 202 DTD 8/17/2022 4.01000% 9/22/2025 TRADE 08/09/2022 SETTLE 08/17/2022 25,000 UNITS @ 99.99077	[REDACTED]	08/09/22 08/17/22	25,000.0000	99.991	-24,997.69	24,997.69





Account Statement

TEAMSTERS LOC 73 PENSION CONSOL [REDACTED]
 January 01, 2022 - December 31, 2022

Detail Schedule of Securities Purchased (Continued)

Base Currency: USD

Asset Number Transaction Date	Transaction Description	Portfolio Number	Trade Date Settle Date	Units / Par	Price	Cash Disbursed	Book Value
Total Corporate Mortgage Back						-304,856.10	304,856.10
Treasuries							
91282CDV0 02/02/22	PURCHASED 65,000 PAR VALUE UNITED STATES TREAS NTS DTD 1/31/2022 0.87500% 1/31/2024 TRADE 02/02/2022 SETTLE 02/04/2022 65,000 UNITS @ 99.464844	[REDACTED]	02/02/22 02/04/22	65,000.0000	99.465	-64,652.15	64,652.15
91282CBC4 02/09/22	PURCHASED 25,000 PAR VALUE UNITED STATES TREAS NTS DTD 12/31/2020 0.37500% 12/31/2025 TRADE 02/09/2022 SETTLE 02/11/2022 25,000 UNITS @ 94.94921875	[REDACTED]	02/09/22 02/11/22	25,000.0000	94.949	-23,737.30	23,737.30
912828N30 03/31/22	PURCHASED 65,000 PAR VALUE UNITED STATES TREAS NTS DTD 12/31/2015 2.12500% 12/31/2022 TRADE 03/31/2022 SETTLE 04/04/2022 65,000 UNITS @ 100.5039062	[REDACTED]	03/31/22 04/04/22	65,000.0000	100.504	-65,327.54	65,327.54
91282CDV0 06/24/22	PURCHASED 10,000 PAR VALUE UNITED STATES TREAS NTS DTD 1/31/2022 0.87500% 1/31/2024 TRADE 06/24/2022 SETTLE 06/28/2022 10,000 UNITS @ 96.6797	[REDACTED]	06/24/22 06/28/22	10,000.0000	96.680	-9,667.97	9,667.97





Account Statement

TEAMSTERS LOC 73 PENSION CONSOL [REDACTED]
 January 01, 2022 - December 31, 2022

Detail Schedule of Securities Purchased (Continued)

Base Currency: USD

Asset Number Transaction Date	Transaction Description	Portfolio Number	Trade Date Settle Date	Units / Par	Price	Cash Disbursed	Book Value
91282CBC4 06/30/22	PURCHASED 140,000 PAR VALUE UNITED STATES TREAS NTS DTD 12/31/2020 0.37500% 12/31/2025 TRADE 06/30/2022 SETTLE 07/01/2022 140,000 UNITS @ 91.2421875	[REDACTED]	06/30/22 07/01/22	140,000.0000	91.242	-127,739.06	127,739.06
91282CBC4 07/19/22	PURCHASED 30,000 PAR VALUE UNITED STATES TREAS NTS DTD 12/31/2020 0.37500% 12/31/2025 TRADE 07/19/2022 SETTLE 07/21/2022 30,000 UNITS @ 90.796875	[REDACTED]	07/19/22 07/21/22	30,000.0000	90.797	-27,239.06	27,239.06
91282CCU3 09/21/22	PURCHASED 35,000 PAR VALUE UNITED STATES TREAS NTS DTD 8/31/2021 0.12500% 8/31/2023 TRADE 09/21/2022 SETTLE 09/22/2022 35,000 UNITS @ 96.328125	[REDACTED]	09/21/22 09/22/22	35,000.0000	96.328	-33,714.84	33,714.84
91282CCX7 10/28/22	PURCHASED 45,000 PAR VALUE UNITED STATES TREAS NTS DTD 9/15/2021 0.37500% 9/15/2024 TRADE 10/28/2022 SETTLE 11/01/2022 45,000 UNITS @ 92.71875	[REDACTED]	10/28/22 11/01/22	45,000.0000	92.719	-41,723.44	41,723.44
91282CFU0 12/06/22	PURCHASED 90,000 PAR VALUE UNITED STATES TREAS NTS DTD 10/31/2022 4.12500% 10/31/2027 TRADE 12/06/2022 SETTLE 12/08/2022 90,000 UNITS @ 101.414063	[REDACTED]	12/06/22 12/08/22	90,000.0000	101.414	-91,272.66	91,272.66





Account Statement

TEAMSTERS LOC 73 PENSION CONSOL [REDACTED]

January 01, 2022 - December 31, 2022

Detail Schedule of Securities Purchased (Continued)

Base Currency: USD

Asset Number Transaction Date	Transaction Description	Portfolio Number	Trade Date Settle Date	Units / Par	Price	Cash Disbursed	Book Value
91282CFU0 12/28/22	PURCHASED 25,000 PAR VALUE UNITED STATES TREAS NTS DTD 10/31/2022 4.12500% 10/31/2027 TRADE 12/28/2022 SETTLE 12/30/2022 25,000 UNITS @ 100.5429688	[REDACTED]	12/28/22 12/30/22	25,000.0000	100.543	-25,135.74	25,135.74
Total Treasuries						-510,209.76	510,209.76
Mutual Funds							
543495840 02/01/22	DIVIDEND REINVESTMENT 201.835 UNITS @ 13.23 LOOMIS SAYLES BOND FUND \$0.465	[REDACTED]		201.8350	13.230	-2,670.28	2,670.28
543495840 03/01/22	DIVIDEND REINVESTMENT 209.303 UNITS @ 13.00 LOOMIS SAYLES BOND FUND \$0.465	[REDACTED]		209.3030	13.000	-2,720.94	2,720.94
543495840 03/30/22	DIVIDEND REINVESTMENT 294.785 UNITS @ 12.71 LOOMIS SAYLES BOND FUND \$0.465	[REDACTED]		294.7850	12.710	-3,746.72	3,746.72
543495840 04/29/22	DIVIDEND REINVESTMENT 239.097 UNITS @ 12.42 LOOMIS SAYLES BOND FUND \$0.465	[REDACTED]		239.0970	12.420	-2,969.58	2,969.58
543495840 06/01/22	DIVIDEND REINVESTMENT 240.95 UNITS @ 12.32 LOOMIS SAYLES BOND FUND \$0.465	[REDACTED]		240.9500	12.320	-2,968.50	2,968.50
543495840 06/30/22	DIVIDEND REINVESTMENT 299.372 UNITS @ 11.75 LOOMIS SAYLES BOND FUND \$0.465	[REDACTED]		299.3720	11.750	-3,517.62	3,517.62





Account Statement

TEAMSTERS LOC 73 PENSION CONSOL [REDACTED]

January 01, 2022 - December 31, 2022

Detail Schedule of Securities Purchased (Continued)

Base Currency: USD

Asset Number Transaction Date	Transaction Description	Portfolio Number	Trade Date Settle Date	Units / Par	Price	Cash Disbursed	Book Value
543495840 08/01/22	DIVIDEND REINVESTMENT 269.671 UNITS @ 11.98 LOOMIS SAYLES BOND FUND \$0.465	[REDACTED]		269.6710	11.980	-3,230.66	3,230.66
543495840 09/01/22	DIVIDEND REINVESTMENT 288.238 UNITS @ 11.84 LOOMIS SAYLES BOND FUND \$0.465	[REDACTED]		288.2380	11.840	-3,412.74	3,412.74
543495840 09/30/22	DIVIDEND REINVESTMENT 281.086 UNITS @ 11.37 LOOMIS SAYLES BOND FUND \$0.465	[REDACTED]		281.0860	11.370	-3,195.95	3,195.95
543495840 11/01/22	DIVIDEND REINVESTMENT 310.648 UNITS @ 11.29 LOOMIS SAYLES BOND FUND \$0.465	[REDACTED]		310.6480	11.290	-3,507.22	3,507.22
543495840 12/01/22	DIVIDEND REINVESTMENT 322.703 UNITS @ 11.53 LOOMIS SAYLES BOND FUND \$0.465	[REDACTED]		322.7030	11.530	-3,720.76	3,720.76
543495840 12/21/22	DIVIDEND REINVESTMENT 1,500.559 UNITS @ 11.51 LOOMIS SAYLES BOND FUND \$0.465	[REDACTED]		1,500.5590	11.510	-17,271.43	17,271.43
Total Mutual Funds						-52,932.40	52,932.40
Non-US Corporate Bonds							
00217GAA1 02/09/22	PURCHASED 40,000 PAR VALUE APTIV PLC DTD 2/18/2022 2.39600% 2/18/2025 TRADE 02/09/2022 SETTLE 02/18/2022 40,000 UNITS @ 100	[REDACTED]	02/09/22 02/18/22	40,000.0000	100.000	-40,000.00	40,000.00



Detail Schedule of Securities Purchased (Continued)

Base Currency: USD

Asset Number Transaction Date	Transaction Description	Portfolio Number	Trade Date Settle Date	Units / Par	Price	Cash Disbursed	Book Value
62954HBE7 05/12/22	PURCHASED 45,000 PAR VALUE NXP B V / NXP FUNDING LLC DTD 5/16/2022 4.40000% 6/1/2027 TRADE 05/12/2022 SETTLE 05/16/2022 45,000 UNITS @ 99.846	[REDACTED]	05/12/22 05/16/22	45,000.0000	99.846	-44,930.70	44,930.70
53944YAT0 09/28/22	PURCHASED 60,000 PAR VALUE LLOYDS BANKING GROUP PLC DTD 8/11/2022 4.71600% 8/11/2026 TRADE 09/28/2022 SETTLE 09/30/2022 60,000 UNITS @ 96.495	[REDACTED]	09/28/22 09/30/22	60,000.0000	96.495	-57,897.00	57,897.00
03938LBE3 11/21/22	PURCHASED 40,000 PAR VALUE ARCELORMITTAL S A DTD 11/29/2022 6.55000% 11/29/2027 TRADE 11/21/2022 SETTLE 11/29/2022 40,000 UNITS @ 99.908	[REDACTED]	11/21/22 11/29/22	40,000.0000	99.908	-39,963.20	39,963.20
29446MAJ1 12/09/22	PURCHASED 45,000 PAR VALUE EQUINOR ASA DTD 5/22/2020 1.75000% 1/22/2026 TRADE 12/09/2022 SETTLE 12/13/2022 45,000 UNITS @ 92.079	[REDACTED]	12/09/22 12/13/22	45,000.0000	92.079	-41,435.55	41,435.55

Total Non-US Corporate Bonds

-224,226.45

224,226.45

Total Fixed Income

-2,581,356.71

2,581,356.71

Real Assets

Common/Collective Funds





Account Statement

TEAMSTERS LOC 73 PENSION CONSOL [REDACTED]
 January 01, 2022 - December 31, 2022

Detail Schedule of Securities Purchased (Continued)

Base Currency: USD

Asset Number Transaction Date	Transaction Description	Portfolio Number	Trade Date Settle Date	Units / Par	Price	Cash Disbursed	Book Value
998161723 04/26/22	FUND PURCHASE 0.1094 UNIT AMERICAN CORE REALTY FUND TRADE 03/31/2022 SETTLE 03/31/2022	[REDACTED]	03/31/22 03/31/22	0.1094	154,422.303	-16,893.80	16,893.80
998161723 07/21/22	FUND PURCHASE 0.1155 UNIT ARA CORE PROPERTY FUND TRADE 06/30/2022 SETTLE 06/30/2022	[REDACTED]	06/30/22 06/30/22	0.1155	160,457.056	-18,532.79	18,532.79
998161723 10/21/22	FUND PURCHASE 0.1214 UNIT ARA CORE PROPERTY FUND TRADE 09/30/2022 SETTLE 09/30/2022	[REDACTED]	09/30/22 09/30/22	0.1214	161,563.427	-19,613.80	19,613.80
998161723 12/30/22	FUND PURCHASE 0.1351 UNIT ARA CORE PROPERTY FUND TRADE 12/30/2022 SETTLE 12/30/2022	[REDACTED]	12/30/22 12/30/22	0.1351	151,165.877	-20,422.51	20,422.51
Total Common/Collective Funds						-75,462.90	75,462.90
Total Real Assets						-75,462.90	75,462.90
Cash and Cash Equivalents							
Money Market Funds							
3140000V3 Various	SWEEP PURCHASE CONSOLIDATED STATEMENT OF ACTIVITY 1,590,154.1700 UNITS FEDERATED GOVERNMENT OBLIGATIONS	[REDACTED]	Various Various	1,590,154.1700	0.000	-1,590,154.17	1,590,154.17





Account Statement

TEAMSTERS LOC 73 PENSION CONSOL [REDACTED]
January 01, 2022 - December 31, 2022

Detail Schedule of Securities Purchased (Continued)

Base Currency: USD

Asset Number	Transaction Description	Portfolio Number	Trade Date Settle Date	Units / Par	Price	Cash Disbursed	Book Value
3140000V3 Various	SWEEP PURCHASE CONSOLIDATED STATEMENT OF ACTIVITY 1,660,897.7700 UNITS FEDERATED GOVERNMENT OBLIGATIONS	[REDACTED]	Various Various	1,660,897.7700	0.000	-1,660,897.77	1,660,897.77
Total Money Market Funds						-3,251,051.94	3,251,051.94
Total Cash and Cash Equivalents						-3,251,051.94	3,251,051.94
Total Assets Purchased						-\$6,068,254.58	\$6,068,254.58



Detail Schedule of Securities Sold / Matured

Base Currency: USD

Asset Number Transaction Date	Transaction Description	Portfolio Number	Trade Date Settle Date	Units/Par Price	Cash Received	Book Value Revalued Cost	Realized Gain(Loss) Book Value Revalued Cost
Equity							
Mutual Funds							
922908710 01/27/22	FUND SALE 672.177 SHARES VANGUARD 500 INDEX FUND \$5.581 TRADE 01/26/2022 SETTLE 01/26/2022 FED LONG TERM GAIN: 134,526.33 USERID: [REDACTED]	[REDACTED]	01/26/22 01/26/22	-672.1770 401.680	270,000.00	-135,473.67 -295,643.61	134,526.33 -25,643.61
922908710 03/23/22	FUND SALE 311.243 SHARES VANGUARD 500 INDEX FUND \$5.581 TRADE 03/22/2022 SETTLE 03/22/2022 FED LONG TERM GAIN: 67,270.64 USERID: [REDACTED]	[REDACTED]	03/22/22 03/22/22	-311.2430 417.680	130,000.00	-62,729.36 -136,894.01	67,270.64 -6,894.01
922908710 04/27/22	FUND SALE 331.933 SHARES VANGUARD 500 INDEX FUND \$5.581 TRADE 04/26/2022 SETTLE 04/26/2022 FED LONG TERM GAIN: 60,869.26 USERID: [REDACTED]	[REDACTED]	04/26/22 04/26/22	-331.9330 385.620	128,000.00	-67,130.74 -145,962.49	60,869.26 -17,962.49
922908710 05/27/22	FUND SALE 338.315 SHARES VANGUARD 500 INDEX FUND \$5.581 TRADE 05/26/2022 SETTLE 05/26/2022 FED LONG TERM GAIN: 58,578.55 USERID: [REDACTED]	[REDACTED]	05/26/22 05/26/22	-338.3150 375.390	127,000.00	-68,421.45 -148,768.88	58,578.55 -21,768.88
922908710 06/29/22	FUND SALE 360.171 SHARES VANGUARD 500 INDEX FUND \$5.581 TRADE 06/28/2022 SETTLE 06/28/2022 FED LONG TERM GAIN: 54,158.35 USERID: [REDACTED]	[REDACTED]	06/28/22 06/28/22	-360.1710 352.610	127,000.00	-72,841.65 -158,379.72	54,158.35 -31,379.72



Detail Schedule of Securities Sold / Matured (Continued)

Base Currency: USD

Asset Number Transaction Date	Transaction Description	Portfolio Number	Trade Date Settle Date	Units/Par Price	Cash Received	Book Value Revalued Cost	Realized Gain(Loss) Book Value Revalued Cost
922908710 07/27/22	FUND SALE 353.445 SHARES VANGUARD 500 INDEX FUND \$5.581 TRADE 07/26/2022 SETTLE 07/26/2022 FED LONG TERM GAIN: 56,298.41 USERID: [REDACTED]	[REDACTED]	07/26/22 07/26/22	-353.4450 362.150	128,000.00	-71,701.59 -155,294.47	56,298.41 -27,294.47
922908710 08/22/22	FUND SALE 327.274 SHARES VANGUARD 500 INDEX FUND \$5.581 TRADE 08/19/2022 SETTLE 08/19/2022 FED LONG TERM GAIN: 61,607.59 USERID: [REDACTED]	[REDACTED]	08/19/22 08/19/22	-327.2740 391.110	128,000.00	-66,392.41 -143,795.62	61,607.59 -15,795.62
922908710 09/09/22	FUND SALE 269.614 SHARES VANGUARD 500 INDEX FUND \$5.581 TRADE 09/08/2022 SETTLE 09/08/2022 FED LONG TERM GAIN: 45,304.78 USERID: [REDACTED]	[REDACTED]	09/08/22 09/08/22	-269.6140 370.900	100,000.00	-54,695.22 -118,461.33	45,304.78 -18,461.33
Total Mutual Funds					1,138,000.00	-599,386.09 -1,303,200.13	538,613.91 -165,200.13
Total Equity					1,138,000.00	-599,386.09 -1,303,200.13	538,613.91 -165,200.13
Fixed Income							
Corporate Bonds							



Detail Schedule of Securities Sold / Matured (Continued)

Base Currency: USD

Asset Number Transaction Date	Transaction Description	Portfolio Number	Trade Date Settle Date	Units/Par Price	Cash Received	Book Value Revalued Cost	Realized Gain(Loss) Book Value Revalued Cost
02377UAB0 01/18/22	PRINCIPAL PAYDOWN 75,000 PAR VALUE @ 0.17183424 AMERICAN AIRLINES INC DTD 7/31/2013 4.95000% 7/15/2024 @ 0.17183424% PER SHARE POOL # REC DT: 01/15/2022 PAY DT: 01/15/2022 FED LONG TERM LOSS: 41.41	[REDACTED]		75,000.0000 0.000	781.55	-822.96 -798.66	-41.41 -17.11
38141GWQ3 01/19/22	SOLD 10,000 PAR VALUE GOLDMAN SACHS GROUP INC DTD 9/29/2017 3.27200% 9/29/2025 TRADE 01/19/2022 SETTLE 01/21/2022 10,000 UNITS @ 103.448 FED LONG TERM GAIN: 344.80	[REDACTED]	01/19/22 01/21/22	-10,000.0000 103.448	10,344.80	-10,000.00 -10,492.40	344.80 -147.60
38141GYL2 01/19/22	SOLD 25,000 PAR VALUE GOLDMAN SACHS GROUP INC DTD 10/21/2021 0.92500% 10/21/2024 TRADE 01/19/2022 SETTLE 01/21/2022 25,000 UNITS @ 98.834 FED LONG TERM LOSS: 291.50	[REDACTED]	01/19/22 01/21/22	-25,000.0000 98.834	24,708.50	-25,000.00 -24,892.50	-291.50 -184.00
38141GXL3 01/19/22	SOLD 30,000 PAR VALUE GOLDMAN SACHS GROUP INC DTD 11/19/2020 0.62700% 11/17/2023 TRADE 01/19/2022 SETTLE 01/21/2022 30,000 UNITS @ 99.514 FED LONG TERM LOSS: 145.80	[REDACTED]	01/19/22 01/21/22	-30,000.0000 99.514	29,854.20	-30,000.00 -29,922.30	-145.80 -68.10



Detail Schedule of Securities Sold / Matured (Continued)

Base Currency: USD

Asset Number Transaction Date	Transaction Description	Portfolio Number	Trade Date Settle Date	Units/Par Price	Cash Received	Book Value Revalued Cost	Realized Gain(Loss) Book Value Revalued Cost
06051GGE3 01/20/22	FULL REDEMPTION 30,000 PAR VALUE @ 1 BANK OF AMERICA CORP DTD 1/20/2017 3.12400% 1/20/2023 REGISTERED IN DTC FED LONG TERM LOSS: 265.80	[REDACTED]		-30,000.0000 0.000	30,000.00	-30,265.80 -30,033.60	-265.80 -33.60
436106AB4 01/20/22	SOLD 30,000 PAR VALUE HOLLYFRONTIER CORP DTD 9/28/2020 2.62500% 10/1/2023 TRADE 01/20/2022 SETTLE 01/24/2022 30,000 UNITS @ 101.456 FED LONG TERM GAIN: 468.60	[REDACTED]	01/20/22 01/24/22	-30,000.0000 101.456	30,436.80	-29,968.20 -30,566.10	468.60 -129.30
95000U2R3 02/01/22	SOLD 30,000 PAR VALUE WELLS FARGO & CO DTD 6/2/2020 1.65400% 6/2/2024 TRADE 02/01/2022 SETTLE 02/03/2022 30,000 UNITS @ 100.163 FED LONG TERM GAIN: 48.90	[REDACTED]	02/01/22 02/03/22	-30,000.0000 100.163	30,048.90	-30,000.00 -30,253.80	48.90 -204.90
03073EAS4 02/02/22	SOLD 15,000 PAR VALUE AMERISOURCEBERGEN CORP DTD 3/30/2021 0.73700% 3/15/2023 TRADE 02/02/2022 SETTLE 02/04/2022 15,000 UNITS @ 99.495 FED LONG TERM LOSS: 75.75	[REDACTED]	02/02/22 02/04/22	-15,000.0000 99.495	14,924.25	-15,000.00 -14,960.70	-75.75 -36.45



Detail Schedule of Securities Sold / Matured (Continued)

Base Currency: USD

Asset Number Transaction Date	Transaction Description	Portfolio Number	Trade Date Settle Date	Units/Par Price	Cash Received	Book Value Revalued Cost	Realized Gain(Loss) Book Value Revalued Cost
693476BN2 02/07/22	FULL REDEMPTION 15,000 PAR VALUE @ 1 PNC FUNDING CORP DTD 3/8/2012 3.30000% 3/8/2022 REGISTERED IN DTC FED LONG TERM GAIN: 83.40			-15,000.0000 0.000	15,000.00	-14,916.60 -15,041.40	83.40 -41.40
40434LAA3 02/09/22	SOLD 25,000 PAR VALUE HP INC DTD 6/17/2020 2.20000% 6/17/2025 TRADE 02/09/2022 SETTLE 02/11/2022 25,000 UNITS @ 99.787 FED LONG TERM GAIN: 4.50		02/09/22 02/11/22	-25,000.0000 99.787	24,946.75	-24,942.25 -25,516.50	4.50 -569.75
723787AS6 02/14/22	FULL REDEMPTION 45,000 PAR VALUE @ 1 PIONEER NATURAL RESOURCE CO DTD 1/29/2021 0.75000% 1/15/2024 REGISTERED IN DTC FED LONG TERM GAIN: 313.20			-45,000.0000 0.000	45,000.00	-44,686.80 -44,389.80	313.20 610.20
05724BAB5 02/22/22	SOLD 40,000 PAR VALUE BAKER HUGHES HLDGS LLC/CO DTD 12/9/2021 1.23100% 12/15/2023 TRADE 02/22/2022 SETTLE 02/24/2022 40,000 UNITS @ 98.823 FED LONG TERM LOSS: 470.80		02/22/22 02/24/22	-40,000.0000 98.823	39,529.20	-40,000.00 -40,182.00	-470.80 -652.80
008117AP8 02/25/22	SOLD 40,000 PAR VALUE AETNA INC DTD 11/7/2012 2.75000% 11/15/2022 TRADE 02/25/2022 SETTLE 03/01/2022 40,000 UNITS @ 100.61 FED LONG TERM LOSS: 128.40		02/25/22 03/01/22	-40,000.0000 100.610	40,244.00	-40,372.40 -40,520.00	-128.40 -276.00



Detail Schedule of Securities Sold / Matured (Continued)

Base Currency: USD

Asset Number Transaction Date	Transaction Description	Portfolio Number	Trade Date Settle Date	Units/Par Price	Cash Received	Book Value Revalued Cost	Realized Gain(Loss) Book Value Revalued Cost
05531FAX1 03/01/22	FULL REDEMPTION 20,000 PAR VALUE @ 1 BB&T CORP DTD 3/21/2017 2.75000% 4/1/2022 REGISTERED IN DTC FED LONG TERM GAIN: 37.40	[REDACTED]		-20,000.0000 0.000	20,000.00	-19,962.60 -20,080.80	37.40 -80.80
90520EAH4 03/01/22	FULL REDEMPTION 55,000 PAR VALUE @ 1 MUFG UNION BANK N A DTD 3/7/2019 3.15000% 4/1/2022 REGISTERED IN DTC FED LONG TERM GAIN: 10.45	[REDACTED]		-55,000.0000 0.000	55,000.00	-54,989.55 -55,238.15	10.45 -238.15
907818EZ7 03/01/22	MATURITY 40,000 PAR VALUE @ 1 UNION PACIFIC CORP DTD 2/19/2019 2.95000% 3/1/2022 REGISTERED IN DTC FED LONG TERM GAIN: 17.60	[REDACTED]		-40,000.0000 0.000	40,000.00	-39,982.40 -40,143.60	17.60 -143.60
92343VGG3 03/02/22	SOLD 30,000 PAR VALUE VERIZON COMMUNICATIONS INC DTD 3/22/2021 1.45000% 3/20/2026 TRADE 03/02/2022 SETTLE 03/04/2022 30,000 UNITS @ 96.577 FED LONG TERM LOSS: 967.80	[REDACTED]	03/02/22 03/04/22	-30,000.0000 96.577	28,973.10	-29,940.90 -29,847.90	-967.80 -874.80
86765BAL3 03/23/22	SOLD 35,000 PAR VALUE SUNOCO LOGISTICS PARTNERS DTD 1/10/2013 3.45000% 1/15/2023 TRADE 03/23/2022 SETTLE 03/25/2022 35,000 UNITS @ 100.562 FED LONG TERM LOSS: 426.30	[REDACTED]	03/23/22 03/25/22	-35,000.0000 100.562	35,196.70	-35,623.00 -35,635.60	-426.30 -438.90



Detail Schedule of Securities Sold / Matured (Continued)

Base Currency: USD

Asset Number Transaction Date	Transaction Description	Portfolio Number	Trade Date Settle Date	Units/Par Price	Cash Received	Book Value Revalued Cost	Realized Gain(Loss) Book Value Revalued Cost
29278NAL7 03/23/22	SOLD 25,000 PAR VALUE ENERGY TRANSFER OPERATING L P DTD 3/15/2019 4.25000% 3/15/2023 TRADE 03/23/2022 SETTLE 03/25/2022 25,000 UNITS @ 100.996 FED LONG TERM LOSS: 910.75	[REDACTED]	03/23/22 03/25/22	-25,000.0000 100.996	25,249.00	-26,159.75 -25,689.75	-910.75 -440.75
404121AF2 04/01/22	FULL REDEMPTION 35,000 PAR VALUE @ 1.02749 HCA INC DTD 10/23/2012 4.75000% 5/1/2023 REGISTERED IN DTC FED LONG TERM LOSS: 1,947.75	[REDACTED]		-35,000.0000 0.000	35,962.15	-37,909.90 -36,657.95	-1,947.75 -695.80
928563AE5 04/08/22	SOLD 35,000 PAR VALUE VMWARE INC DTD 4/7/2020 4.65000% 5/15/2027 TRADE 04/08/2022 SETTLE 04/12/2022 35,000 UNITS @ 103.513 FED LONG TERM LOSS: 2,525.95	[REDACTED]	04/08/22 04/12/22	-35,000.0000 103.513	36,229.55	-38,755.50 -38,755.50	-2,525.95 -2,525.95
61747YEG6 04/18/22	SOLD 25,000 PAR VALUE MORGAN STANLEY DTD 10/19/2021 1.16400% 10/21/2025 TRADE 04/18/2022 SETTLE 04/20/2022 25,000 UNITS @ 93.963 FED LONG TERM LOSS: 1,509.25	[REDACTED]	04/18/22 04/20/22	-25,000.0000 93.963	23,490.75	-25,000.00 -24,802.50	-1,509.25 -1,311.75



Detail Schedule of Securities Sold / Matured (Continued)

Base Currency: USD

Asset Number Transaction Date	Transaction Description	Portfolio Number	Trade Date Settle Date	Units/Par Price	Cash Received	Book Value Revalued Cost	Realized Gain(Loss) Book Value Revalued Cost
6174468Q5 04/18/22	SOLD 35,000 PAR VALUE MORGAN STANLEY DTD 4/28/2020 2.18800% 4/28/2026 TRADE 04/18/2022 SETTLE 04/20/2022 35,000 UNITS @ 95.254 FED LONG TERM LOSS: 2,802.45	[REDACTED]	04/18/22 04/20/22	-35,000.0000 95.254	33,338.90	-36,141.35 -35,686.70	-2,802.45 -2,347.80
025816CD9 04/19/22	FULL REDEMPTION 45,000 PAR VALUE @ 1 AMERICAN EXPRESS CO DTD 5/20/2019 2.75000% 5/20/2022 REGISTERED IN DTC FED LONG TERM GAIN: 54.00	[REDACTED]		-45,000.0000 0.000	45,000.00	-44,946.00 -45,314.10	54.00 -314.10
097023CG8 05/02/22	MATURITY 40,000 PAR VALUE @ 1 BOEING CO DTD 5/2/2019 2.70000% 5/1/2022 REGISTERED IN DTC FED LONG TERM GAIN: 70.80	[REDACTED]		-40,000.0000 0.000	40,000.00	-39,929.20 -40,235.20	70.80 -235.20
87264ABZ7 05/12/22	SOLD 45,000 PAR VALUE T-MOBILE USA INC DTD 2/15/2021 1.50000% 2/15/2026 TRADE 05/12/2022 SETTLE 05/16/2022 45,000 UNITS @ 91.342 FED LONG TERM LOSS: 4,168.35	[REDACTED]	05/12/22 05/16/22	-45,000.0000 91.342	41,103.90	-45,272.25 -44,451.45	-4,168.35 -3,347.55
694308JE8 05/16/22	FULL REDEMPTION 35,000 PAR VALUE @ 1 PACIFIC GAS & ELECTRIC CO DTD 6/19/2020 1.75000% 6/16/2022 REGISTERED IN DTC FED LONG TERM GAIN: 2.10	[REDACTED]		-35,000.0000 0.000	35,000.00	-34,997.90 -35,000.00	2.10 0.00



Detail Schedule of Securities Sold / Matured (Continued)

Base Currency: USD

Asset Number Transaction Date	Transaction Description	Portfolio Number	Trade Date Settle Date	Units/Par Price	Cash Received	Book Value Revalued Cost	Realized Gain(Loss) Book Value Revalued Cost
68389XBB0 05/16/22	MATURITY 15,000 PAR VALUE @ 1 ORACLE CORP DTD 5/5/2015 2.50000% 5/15/2022 REGISTERED IN DTC FED LONG TERM GAIN: 151.95	[REDACTED]		-15,000.0000 0.000	15,000.00	-14,848.05 -15,061.80	151.95 -61.80
437076CM2 05/17/22	SOLD 15,000 PAR VALUE HOME DEPOT INC DTD 3/28/2022 2.70000% 4/15/2025 TRADE 05/17/2022 SETTLE 05/19/2022 15,000 UNITS @ 98.809 FED LONG TERM LOSS: 152.40	[REDACTED]	05/17/22 05/19/22	-15,000.0000 98.809	14,821.35	-14,973.75 -14,973.75	-152.40 -152.40
023135CD6 05/17/22	SOLD 30,000 PAR VALUE AMAZON.COM INC DTD 4/13/2022 2.73000% 4/13/2024 TRADE 05/17/2022 SETTLE 05/19/2022 30,000 UNITS @ 99.862 FED LONG TERM LOSS: 41.40	[REDACTED]	05/17/22 05/19/22	-30,000.0000 99.862	29,958.60	-30,000.00 -30,000.00	-41.40 -41.40
29364WBF4 05/23/22	PARTIAL REDEMPTION 16,000 PAR VALUE @ 1 ENTERGY LOUISIANA LLC DTD 11/24/2020 0.62000% 11/17/2023 FED LONG TERM GAIN: 2.88	[REDACTED]		-16,000.0000 0.000	16,000.00	-15,997.12 -15,870.40	2.88 129.60
731572AA1 06/15/22	MATURITY 10,000 PAR VALUE @ 1 RALPH LAUREN CORP DTD 6/3/2020 1.70000% 6/15/2022 REGISTERED IN DTC FED LONG TERM GAIN: 12.00	[REDACTED]		-10,000.0000 0.000	10,000.00	-9,988.00 -10,061.00	12.00 -61.00



Detail Schedule of Securities Sold / Matured (Continued)

Base Currency: USD

Asset Number Transaction Date	Transaction Description	Portfolio Number	Trade Date Settle Date	Units/Par Price	Cash Received	Book Value Revalued Cost	Realized Gain(Loss) Book Value Revalued Cost
89236TGW9 06/27/22	SOLD 25,000 PAR VALUE TOYOTA MOTOR CREDIT CORP DTD 4/1/2020 2.90000% 3/30/2023 TRADE 06/27/2022 SETTLE 06/29/2022 25,000 UNITS @ 99.8 FED LONG TERM LOSS: 47.25	[REDACTED]	06/27/22 06/29/22	-25,000.0000 99.800	24,950.00	-24,997.25 -25,692.25	-47.25 -742.25
38141GZP2 06/29/22	SOLD 40,000 PAR VALUE GOLDMAN SACHS GROUP INC DTD 3/15/2022 3.00000% 3/15/2024 TRADE 06/29/2022 SETTLE 07/01/2022 40,000 UNITS @ 98.525 FED LONG TERM LOSS: 554.40	[REDACTED]	06/29/22 07/01/22	-40,000.0000 98.525	39,410.00	-39,964.40 -39,964.40	-554.40 -554.40
86787EAT4 07/01/22	FULL REDEMPTION 15,000 PAR VALUE @ 1 SUNTRUST BANK DTD 7/31/2017 2.45000% 8/1/2022 REGISTERED IN DTC FED LONG TERM GAIN: 26.70	[REDACTED]		-15,000.0000 0.000	15,000.00	-14,973.30 -15,152.70	26.70 -152.70
26444BAA2 07/05/22	PRINCIPAL PAYDOWN 45,000 PAR VALUE @ 0.93113574 DUKE ENERGY PROGRESS DTD 11/24/2021 1.29500% 7/1/2030 @ 0.93113574% PER SHARE POOL # REC DT: 06/30/2022 PAY DT: 07/01/2022 FED LONG TERM GAIN: 0.01	[REDACTED]		45,000.0000 0.000	3,098.89	-3,098.88 -3,088.90	0.01 9.99



Detail Schedule of Securities Sold / Matured (Continued)

Base Currency: USD

Asset Number Transaction Date	Transaction Description	Portfolio Number	Trade Date Settle Date	Units/Par Price	Cash Received	Book Value Revalued Cost	Realized Gain(Loss) Book Value Revalued Cost
02377UAB0 07/15/22	PRINCIPAL PAYDOWN 75,000 PAR VALUE @ 0.16110609 AMERICAN AIRLINES INC DTD 7/31/2013 4.95000% 7/15/2024 @ 0.16110609% PER SHARE POOL # REC DT: 07/15/2022 PAY DT: 07/15/2022 FED LONG TERM LOSS: 42.62	XXXXXXXXXX		75,000.0000 0.000	804.61	-847.23 -822.22	-42.62 -17.61
06051GKG3 07/19/22	SOLD 30,000 PAR VALUE BANK OF AMERICA CORP DTD 2/4/2022 1.84300% 2/4/2025 TRADE 07/19/2022 SETTLE 07/21/2022 30,000 UNITS @ 96.183 FED LONG TERM LOSS: 1,145.10	XXXXXXXXXX	07/19/22 07/21/22	-30,000.0000 96.183	28,854.90	-30,000.00 -30,000.00	-1,145.10 -1,145.10
38141GZH0 08/12/22	SOLD 45,000 PAR VALUE GOLDMAN SACHS GROUP INC DTD 1/24/2022 1.75700% 1/24/2025 TRADE 08/12/2022 SETTLE 08/16/2022 45,000 UNITS @ 96.44 FED LONG TERM LOSS: 1,602.00	XXXXXXXXXX	08/12/22 08/16/22	-45,000.0000 96.440	43,398.00	-45,000.00 -45,000.00	-1,602.00 -1,602.00
38143U8H7 08/12/22	SOLD 50,000 PAR VALUE GOLDMAN SACHS GROUP INC DTD 2/25/2016 3.75000% 2/25/2026 TRADE 08/12/2022 SETTLE 08/16/2022 50,000 UNITS @ 99.458 FED LONG TERM GAIN: 798.00	XXXXXXXXXX	08/12/22 08/16/22	-50,000.0000 99.458	49,729.00	-48,931.00 -48,931.00	798.00 798.00



Detail Schedule of Securities Sold / Matured (Continued)

Base Currency: USD

Asset Number Transaction Date	Transaction Description	Portfolio Number	Trade Date Settle Date	Units/Par Price	Cash Received	Book Value Revalued Cost	Realized Gain(Loss) Book Value Revalued Cost
670346AL9 08/15/22	FULL REDEMPTION 5,000 PAR VALUE @ 1 NUCOR CORP DTD 9/21/2010 4.12500% 9/15/2022 REGISTERED IN DTC FED LONG TERM LOSS: 164.90	XXXXXXXXXX		-5,000.0000 0.000	5,000.00	-5,164.90 -5,081.65	-164.90 -81.65
438516CC8 08/19/22	MATURITY 8,000 PAR VALUE @ 1 HONEYWELL INTERNATIONAL INC DTD 8/19/2020 0.48300% 8/19/2022 REGISTERED IN DTC	XXXXXXXXXX		-8,000.0000 0.000	8,000.00	-8,000.00 -8,000.16	0.00 -0.16
948741AH6 09/07/22	FULL REDEMPTION 30,000 PAR VALUE @ 1 WEINGARTEN REALTY INVESTORS DTD 10/9/2012 3.37500% 10/15/2022 REGISTERED IN DTC FED LONG TERM LOSS: 1,008.70	XXXXXXXXXX		-30,000.0000 0.000	30,000.00	-31,008.70 -30,387.00	-1,008.70 -387.00
24422ETV1 09/08/22	MATURITY 10,000 PAR VALUE @ 1 JOHN DEERE CAPITAL CORP DTD 9/8/2017 2.15000% 9/8/2022 REGISTERED IN DTC FED LONG TERM GAIN: 400.70	XXXXXXXXXX		-10,000.0000 0.000	10,000.00	-9,599.30 -10,114.50	400.70 -114.50
037833DL1 09/12/22	MATURITY 10,000 PAR VALUE @ 1 APPLE INC DTD 9/11/2019 1.70000% 9/11/2022 REGISTERED IN DTC FED LONG TERM GAIN: 1.70	XXXXXXXXXX		-10,000.0000 0.000	10,000.00	-9,998.30 -10,100.70	1.70 -100.70



Detail Schedule of Securities Sold / Matured (Continued)

Base Currency: USD

Asset Number Transaction Date	Transaction Description	Portfolio Number	Trade Date Settle Date	Units/Par Price	Cash Received	Book Value Revalued Cost	Realized Gain(Loss) Book Value Revalued Cost
24422EWF2 09/12/22	SOLD 55,000 PAR VALUE JOHN DEERE CAPITAL CORP DTD 6/6/2022 3.40000% 6/6/2025 TRADE 09/12/2022 SETTLE 09/14/2022 55,000 UNITS @ 98.424 FED LONG TERM LOSS: 854.15	[REDACTED]	09/12/22 09/14/22	-55,000.0000 98.424	54,133.20	-54,987.35 -54,987.35	-854.15 -854.15
097023DD4 09/29/22	SOLD 45,000 PAR VALUE BOEING CO DTD 2/4/2021 1.16700% 2/4/2023 TRADE 09/29/2022 SETTLE 10/03/2022 45,000 UNITS @ 98.761 FED LONG TERM GAIN: 1.20	[REDACTED]	09/29/22 10/03/22	-45,000.0000 98.761	44,442.45	-44,441.25 -44,441.25	1.20 1.20
744573AL0 09/30/22	SOLD 40,000 PAR VALUE PUBLIC SVC ENTERPRISE GROUP INC DTD 11/6/2017 2.65000% 11/15/2022 TRADE 09/30/2022 SETTLE 10/04/2022 40,000 UNITS @ 99.808 FED LONG TERM LOSS: 1,170.40	[REDACTED]	09/30/22 10/04/22	-40,000.0000 99.808	39,923.20	-41,093.60 -40,565.20	-1,170.40 -642.00
02665WDC2 10/04/22	SOLD 30,000 PAR VALUE AMERICAN HONDA FINANCE CORP DTD 9/10/2019 2.05000% 1/10/2023 TRADE 10/04/2022 SETTLE 10/06/2022 30,000 UNITS @ 99.45 FED LONG TERM LOSS: 153.90	[REDACTED]	10/04/22 10/06/22	-30,000.0000 99.450	29,835.00	-29,988.90 -30,442.80	-153.90 -607.80



Detail Schedule of Securities Sold / Matured (Continued)

Base Currency: USD

Asset Number Transaction Date	Transaction Description	Portfolio Number	Trade Date Settle Date	Units/Par Price	Cash Received	Book Value Revalued Cost	Realized Gain(Loss) Book Value Revalued Cost
16412XAG0 10/27/22	SOLD 45,000 PAR VALUE CHENIERE CORP CHRISTI HLDGS DTD 5/19/2017 5.12500% 6/30/2027 TRADE 10/27/2022 SETTLE 10/31/2022 45,000 UNITS @ 98.053 FED LONG TERM LOSS: 1,959.30	[REDACTED]	10/27/22 10/31/22	-45,000.0000 98.053	44,123.85	-46,083.15 -46,083.15	-1,959.30 -1,959.30
38141GYA6 10/27/22	SOLD 100,000 PAR VALUE GOLDMAN SACHS GROUP INC DTD 3/8/2021 1.43100% 3/9/2027 TRADE 10/27/2022 SETTLE 10/31/2022 100,000 UNITS @ 85.865 FED LONG TERM LOSS: 4,670.00	[REDACTED]	10/27/22 10/31/22	-100,000.0000 85.865	85,865.00	-90,535.00 -90,535.00	-4,670.00 -4,670.00
38141GZV9 10/28/22	SOLD 45,000 PAR VALUE GOLDMAN SACHS GROUP INC DTD 11/1/2022 5.70000% 11/1/2024 TRADE 10/28/2022 SETTLE 11/01/2022 45,000 UNITS @ 99.92 FED LONG TERM LOSS: 10.80	[REDACTED]	10/28/22 11/01/22	-45,000.0000 99.920	44,964.00	-44,974.80 -44,974.80	-10.80 -10.80
06051GLA5 10/31/22	SOLD 35,000 PAR VALUE BANK OF AMERICA CORP DTD 7/22/2022 4.82700% 7/22/2026 TRADE 10/31/2022 SETTLE 11/02/2022 35,000 UNITS @ 97.223 FED LONG TERM LOSS: 971.95	[REDACTED]	10/31/22 11/02/22	-35,000.0000 97.223	34,028.05	-35,000.00 -35,000.00	-971.95 -971.95



Detail Schedule of Securities Sold / Matured (Continued)

Base Currency: USD

Asset Number Transaction Date	Transaction Description	Portfolio Number	Trade Date Settle Date	Units/Par Price	Cash Received	Book Value Revalued Cost	Realized Gain(Loss) Book Value Revalued Cost
785592AM8 10/31/22	SOLD 35,000 PAR VALUE SABINE PASS LIQUEFACTION LLC DTD 9/1/2015 5.62500% 3/1/2025 TRADE 10/31/2022 SETTLE 11/02/2022 35,000 UNITS @ 99.546 FED LONG TERM LOSS: 2,112.95	XXXXXXXXXX	10/31/22 11/02/22	-35,000.0000 99.546	34,841.10	-36,954.05 -36,954.05	-2,112.95 -2,112.95
444859BP6 11/18/22	SOLD 5,000 PAR VALUE HUMANA INC DTD 8/3/2021 0.65000% 8/3/2023 TRADE 11/18/2022 SETTLE 11/22/2022 5,000 UNITS @ 96.773 FED LONG TERM LOSS: 149.24	XXXXXXXXXX	11/18/22 11/22/22	-5,000.0000 96.773	4,838.65	-4,987.89 -4,974.05	-149.24 -135.40
090572AR9 12/13/22	SOLD 20,000 PAR VALUE BIO-RAD LABS DTD 3/2/2022 3.30000% 3/15/2027 TRADE 12/13/2022 SETTLE 12/15/2022 20,000 UNITS @ 93.412 FED LONG TERM LOSS: 1,276.00	XXXXXXXXXX	12/13/22 12/15/22	-20,000.0000 93.412	18,682.40	-19,958.40 -19,958.40	-1,276.00 -1,276.00
090572AR9 12/13/22	SOLD 10,000 PAR VALUE BIO-RAD LABS DTD 3/2/2022 3.30000% 3/15/2027 TRADE 12/13/2022 SETTLE 12/15/2022 10,000 UNITS @ 93.529 FED LONG TERM LOSS: 626.30	XXXXXXXXXX	12/13/22 12/15/22	-10,000.0000 93.529	9,352.90	-9,979.20 -9,979.20	-626.30 -626.30



Detail Schedule of Securities Sold / Matured (Continued)

Base Currency: USD

Asset Number Transaction Date	Transaction Description	Portfolio Number	Trade Date Settle Date	Units/Par Price	Cash Received	Book Value Revalued Cost	Realized Gain(Loss) Book Value Revalued Cost
06051GJK6 12/13/22	SOLD 35,000 PAR VALUE BANK OF AMERICA CORP DTD 10/21/2020 1.19700% 10/24/2026 TRADE 12/13/2022 SETTLE 12/15/2022 35,000 UNITS @ 89.039 FED LONG TERM GAIN: 740.95	[REDACTED]	12/13/22 12/15/22	-35,000.0000 89.039	31,163.65	-30,422.70 -30,422.70	740.95 740.95
68389XCFO 12/21/22	SOLD 5,000 PAR VALUE ORACLE CORP DTD 11/9/2022 5.80000% 11/10/2025 TRADE 12/21/2022 SETTLE 12/23/2022 5,000 UNITS @ 102.651 FED LONG TERM GAIN: 139.10	[REDACTED]	12/21/22 12/23/22	-5,000.0000 102.651	5,132.55	-4,993.45 -4,993.45	139.10 139.10
097023DE2 12/28/22	SOLD 5,000 PAR VALUE BOEING CO DTD 2/4/2021 1.43300% 2/4/2024 TRADE 12/28/2022 SETTLE 12/30/2022 5,000 UNITS @ 95.653 FED LONG TERM GAIN: 24.35	[REDACTED]	12/28/22 12/30/22	-5,000.0000 95.653	4,782.65	-4,758.30 -4,758.30	24.35 24.35
444859BP6 12/28/22	SOLD 5,000 PAR VALUE HUMANA INC DTD 8/3/2021 0.65000% 8/3/2023 TRADE 12/28/2022 SETTLE 12/30/2022 5,000 UNITS @ 97.356 FED LONG TERM LOSS: 120.09	[REDACTED]	12/28/22 12/30/22	-5,000.0000 97.356	4,867.80	-4,987.89 -4,974.05	-120.09 -106.25



Detail Schedule of Securities Sold / Matured (Continued)

Base Currency: USD

Asset Number Transaction Date	Transaction Description	Portfolio Number	Trade Date Settle Date	Units/Par Price	Cash Received	Book Value Revalued Cost	Realized Gain(Loss) Book Value Revalued Cost
00817YAQ1 12/28/22	SOLD 5,000 PAR VALUE AETNA INC DTD 11/10/2014 3.50000% 11/15/2024 TRADE 12/28/2022 SETTLE 12/30/2022 5,000 UNITS @ 97.35 FED LONG TERM LOSS: 264.45	XXXXXXXXXX	12/28/22 12/30/22	-5,000.0000 97.350	4,867.50	-5,131.95 -5,131.95	-264.45 -264.45
025537AK7 12/28/22	SOLD 5,000 PAR VALUE AMERICAN ELECTRIC POWER INC DTD 3/19/2019 2.03100% 3/15/2024 TRADE 12/28/2022 SETTLE 12/30/2022 5,000 UNITS @ 96.271 FED LONG TERM LOSS: 231.20	XXXXXXXXXX	12/28/22 12/30/22	-5,000.0000 96.271	4,813.55	-5,044.75 -5,044.75	-231.20 -231.20
Total Corporate Bonds					1,685,045.85	-1,717,298.12 -1,717,631.84	-32,252.27 -32,585.99
Corporate Mortgage Back							
89233MAD5 01/18/22	PRINCIPAL PAYDOWN 30,000 PAR VALUE @ 0.61337714 TOYOTA AUTO RECEIVABLES OWNER TR DTD 11/13/2019 1.92000% 1/16/2024 @ 0.61337714% PER SHARE POOL # REC DT: 01/15/2022 PAY DT: 01/15/2022 FED LONG TERM GAIN: 0.14	XXXXXXXXXX		30,000.0000 0.000	1,885.54	-1,885.40 -1,898.93	0.14 -13.39



Detail Schedule of Securities Sold / Matured (Continued)

Base Currency: USD

Asset Number Transaction Date	Transaction Description	Portfolio Number	Trade Date Settle Date	Units/Par Price	Cash Received	Book Value Revalued Cost	Realized Gain(Loss) Book Value Revalued Cost
89239RAC0 01/18/22	PRINCIPAL PAYDOWN 10,000 PAR VALUE @ 0.87237445 TOYOTA AUTO RECEIVABLES OWNER TR DTD 4/29/2020 1.36000% 8/15/2024 @ 0.87237445% PER SHARE POOL # REC DT: 01/15/2022 PAY DT: 01/15/2022 FED LONG TERM GAIN: 0.14	[REDACTED]		10,000.0000 0.000	697.38	-697.24 -700.77	0.14 -3.39
58769QAC5 01/18/22	PRINCIPAL PAYDOWN 20,000 PAR VALUE @ 0.1469263 MERCEDES-BENZ AUTO RECEIVABLES TRUST DTD 11/20/2019 2.00000% 10/15/2022 @ 0.1469263% PER SHARE POOL # REC DT: 01/15/2022 PAY DT: 01/15/2022 FED LONG TERM GAIN: 0.31	[REDACTED]		20,000.0000 0.000	1,973.76	-1,973.45 -1,977.23	0.31 -3.47
46639NAR2 01/18/22	PRINCIPAL PAYDOWN 20,000 PAR VALUE @ 0.09027675 JPMBB COMMERCIAL MTG SECS TRUST DTD 6/1/2013 3.15700% 7/15/2045 @ 0.09027675% PER SHARE POOL # REC DT: 12/31/2021 PAY DT: 01/18/2022 FED LONG TERM LOSS: 33.54	[REDACTED]		20,000.0000 0.000	1,038.44	-1,071.98 -1,043.65	-33.54 -5.21
36258VAD6 01/18/22	PRINCIPAL PAYDOWN 15,000 PAR VALUE @ 0.78150868 GM FINANCIAL CONS ATMB RECEIVABLE TR DTD 4/22/2020 1.49000% 12/16/2024 @ 0.78150868% PER SHARE POOL # REC DT: 01/14/2022 PAY DT: 01/16/2022 FED LONG TERM LOSS: 4.91	[REDACTED]		15,000.0000 0.000	873.13	-878.04 -878.24	-4.91 -5.11



Detail Schedule of Securities Sold / Matured (Continued)

Base Currency: USD

Asset Number Transaction Date	Transaction Description	Portfolio Number	Trade Date Settle Date	Units/Par Price	Cash Received	Book Value Revalued Cost	Realized Gain(Loss) Book Value Revalued Cost
58769QAC5 02/15/22	PRINCIPAL PAYDOWN 20,000 PAR VALUE @ 0.05234145 MERCEDES-BENZ AUTO RECEIVABLES TRUST DTD 11/20/2019 2.00000% 10/15/2022 @ 0.05234145% PER SHARE POOL # REC DT: 02/14/2022 PAY DT: 02/15/2022 FED LONG TERM GAIN: 0.30	[REDACTED]		20,000.0000 0.000	1,891.70	-1,891.40 -1,895.03	0.30 -3.33
89233MAD5 02/15/22	PRINCIPAL PAYDOWN 30,000 PAR VALUE @ 0.55472933 TOYOTA AUTO RECEIVABLES OWNER TR DTD 11/13/2019 1.92000% 1/16/2024 @ 0.55472933% PER SHARE POOL # REC DT: 02/14/2022 PAY DT: 02/15/2022 FED LONG TERM GAIN: 0.12	[REDACTED]		30,000.0000 0.000	1,759.43	-1,759.31 -1,771.93	0.12 -12.50
89239RAC0 02/15/22	PRINCIPAL PAYDOWN 10,000 PAR VALUE @ 0.80993862 TOYOTA AUTO RECEIVABLES OWNER TR DTD 4/29/2020 1.36000% 8/15/2024 @ 0.80993862% PER SHARE POOL # REC DT: 02/14/2022 PAY DT: 02/15/2022 FED LONG TERM GAIN: 0.13	[REDACTED]		10,000.0000 0.000	624.36	-624.23 -627.39	0.13 -3.03
36258VAD6 02/16/22	PRINCIPAL PAYDOWN 15,000 PAR VALUE @ 0.7300947 GM FINANCIAL CONS ATMB RECEIVABLE TR DTD 4/22/2020 1.49000% 12/16/2024 @ 0.7300947% PER SHARE POOL # REC DT: 02/15/2022 PAY DT: 02/16/2022 FED LONG TERM LOSS: 4.34	[REDACTED]		15,000.0000 0.000	771.21	-775.55 -775.72	-4.34 -4.51



Detail Schedule of Securities Sold / Matured (Continued)

Base Currency: USD

Asset Number Transaction Date	Transaction Description	Portfolio Number	Trade Date Settle Date	Units/Par Price	Cash Received	Book Value Revalued Cost	Realized Gain(Loss) Book Value Revalued Cost
46639NAR2 02/17/22	PRINCIPAL PAYDOWN 20,000 PAR VALUE @ 0.07005166 JPMBB COMMERCIAL MTG SECS TRUST DTD 6/1/2013 3.15700% 7/15/2045 @ 0.07005166% PER SHARE POOL # REC DT: 01/31/2022 PAY DT: 02/17/2022 FED LONG TERM LOSS: 13.07	[REDACTED]		20,000.0000 0.000	404.50	-417.57 -406.53	-13.07 -2.03
92348TAA2 02/22/22	PRINCIPAL PAYDOWN 25,000 PAR VALUE @ 0.89588969 VERIZON OWNER TRUST DTD 1/29/2020 1.85000% 7/22/2024 @ 0.89588969% PER SHARE POOL # REC DT: 02/20/2022 PAY DT: 02/20/2022 FED LONG TERM GAIN: 0.31	[REDACTED]		25,000.0000 0.000	2,602.76	-2,602.45 -2,622.29	0.31 -19.53
89233MAD5 03/15/22	PRINCIPAL PAYDOWN 30,000 PAR VALUE @ 0.49981117 TOYOTA AUTO RECEIVABLES OWNER TR DTD 11/13/2019 1.92000% 1/16/2024 @ 0.49981117% PER SHARE POOL # REC DT: 03/15/2022 PAY DT: 03/15/2022 FED LONG TERM GAIN: 0.11	[REDACTED]		30,000.0000 0.000	1,647.54	-1,647.43 -1,659.25	0.11 -11.71
89239RAC0 03/15/22	PRINCIPAL PAYDOWN 10,000 PAR VALUE @ 0.75250058 TOYOTA AUTO RECEIVABLES OWNER TR DTD 4/29/2020 1.36000% 8/15/2024 @ 0.75250058% PER SHARE POOL # REC DT: 03/15/2022 PAY DT: 03/15/2022 FED LONG TERM GAIN: 0.11	[REDACTED]		10,000.0000 0.000	574.38	-574.27 -577.18	0.11 -2.80



Detail Schedule of Securities Sold / Matured (Continued)

Base Currency: USD

Asset Number Transaction Date	Transaction Description	Portfolio Number	Trade Date Settle Date	Units/Par Price	Cash Received	Book Value Revalued Cost	Realized Gain(Loss) Book Value Revalued Cost
58769QAC5 03/15/22	PRINCIPAL PAYDOWN 20,000 PAR VALUE MERCEDES-BENZ AUTO RECEIVABLES TRUST DTD 11/20/2019 2.00000% 10/15/2022 REGISTERED IN DTC FED LONG TERM GAIN: 0.17	XXXXXXXXXX		-20,000.0000 0.000	1,046.83	-1,046.66 -1,048.67	0.17 -1.84
36258VAD6 03/16/22	PRINCIPAL PAYDOWN 15,000 PAR VALUE @ 0.68030255 GM FINANCIAL CONS ATMB RECEIVABLE TR DTD 4/22/2020 1.49000% 12/16/2024 @ 0.68030255% PER SHARE POOL # REC DT: 03/16/2022 PAY DT: 03/16/2022 FED LONG TERM LOSS: 4.20	XXXXXXXXXX		15,000.0000 0.000	746.88	-751.08 -751.25	-4.20 -4.37
46639NAR2 03/17/22	PRINCIPAL PAYDOWN 20,000 PAR VALUE @ 0.04694746 JPMBB COMMERCIAL MTG SECS TRUST DTD 6/1/2013 3.15700% 7/15/2045 @ 0.04694746% PER SHARE POOL # REC DT: 02/28/2022 PAY DT: 03/17/2022 FED LONG TERM LOSS: 14.93	XXXXXXXXXX		20,000.0000 0.000	462.08	-477.01 -464.40	-14.93 -2.32
92348TAA2 03/21/22	PRINCIPAL PAYDOWN 25,000 PAR VALUE @ 0.80154854 VERIZON OWNER TRUST DTD 1/29/2020 1.85000% 7/22/2024 @ 0.80154854% PER SHARE POOL # REC DT: 03/20/2022 PAY DT: 03/20/2022 FED LONG TERM GAIN: 0.28	XXXXXXXXXX		25,000.0000 0.000	2,358.53	-2,358.25 -2,376.22	0.28 -17.69



Detail Schedule of Securities Sold / Matured (Continued)

Base Currency: USD

Asset Number Transaction Date	Transaction Description	Portfolio Number	Trade Date Settle Date	Units/Par Price	Cash Received	Book Value Revalued Cost	Realized Gain(Loss) Book Value Revalued Cost
89233MAD5 04/15/22	PRINCIPAL PAYDOWN 30,000 PAR VALUE @ 0.43926031 TOYOTA AUTO RECEIVABLES OWNER TR DTD 11/13/2019 1.92000% 1/16/2024 @ 0.43926031% PER SHARE POOL # REC DT: 04/15/2022 PAY DT: 04/15/2022 FED LONG TERM GAIN: 0.14			30,000.0000 0.000	1,816.53	-1,816.39 -1,829.43	0.14 -12.90
89239RAC0 04/15/22	PRINCIPAL PAYDOWN 10,000 PAR VALUE @ 0.68678101 TOYOTA AUTO RECEIVABLES OWNER TR DTD 4/29/2020 1.36000% 8/15/2024 @ 0.68678101% PER SHARE POOL # REC DT: 04/15/2022 PAY DT: 04/15/2022 FED LONG TERM GAIN: 0.14			10,000.0000 0.000	657.20	-657.06 -660.39	0.14 -3.19
36258VAD6 04/18/22	PRINCIPAL PAYDOWN 15,000 PAR VALUE @ 0.62541643 GM FINANCIAL CONS ATMB RECEIVABLE TR DTD 4/22/2020 1.49000% 12/16/2024 @ 0.62541643% PER SHARE POOL # REC DT: 04/16/2022 PAY DT: 04/16/2022 FED LONG TERM LOSS: 4.63			15,000.0000 0.000	823.29	-827.92 -828.11	-4.63 -4.82
46639NAR2 04/19/22	PRINCIPAL PAYDOWN 20,000 PAR VALUE @ 0.02656994 JPMBB COMMERCIAL MTG SECS TRUST DTD 6/1/2013 3.15700% 7/15/2045 @ 0.02656994% PER SHARE POOL # REC DT: 04/01/2022 PAY DT: 04/18/2022 FED LONG TERM LOSS: 13.17			20,000.0000 0.000	407.55	-420.72 -409.60	-13.17 -2.05



Detail Schedule of Securities Sold / Matured (Continued)

Base Currency: USD

Asset Number Transaction Date	Transaction Description	Portfolio Number	Trade Date Settle Date	Units/Par Price	Cash Received	Book Value Revalued Cost	Realized Gain(Loss) Book Value Revalued Cost
92348TAA2 04/20/22	PRINCIPAL PAYDOWN 25,000 PAR VALUE @ 0.69790399 VERIZON OWNER TRUST DTD 1/29/2020 1.85000% 7/22/2024 @ 0.69790399% PER SHARE POOL # REC DT: 04/20/2022 PAY DT: 04/20/2022 FED LONG TERM GAIN: 0.30			25,000.0000 0.000	2,591.11	-2,590.81 -2,610.56	0.30 -19.45
89239RAC0 05/16/22	PRINCIPAL PAYDOWN 10,000 PAR VALUE @ 0.62900113 TOYOTA AUTO RECEIVABLES OWNER TR DTD 4/29/2020 1.36000% 8/15/2024 @ 0.62900113% PER SHARE POOL # REC DT: 05/15/2022 PAY DT: 05/15/2022 FED LONG TERM GAIN: 0.12			10,000.0000 0.000	577.80	-577.68 -580.61	0.12 -2.81
36258VAD6 05/16/22	PRINCIPAL PAYDOWN 15,000 PAR VALUE @ 0.57577812 GM FINANCIAL CONS ATMB RECEIVABLE TR DTD 4/22/2020 1.49000% 12/16/2024 @ 0.57577812% PER SHARE POOL # REC DT: 05/16/2022 PAY DT: 05/16/2022 FED LONG TERM LOSS: 4.19			15,000.0000 0.000	744.57	-748.76 -748.93	-4.19 -4.36
89233MAD5 05/16/22	PRINCIPAL PAYDOWN 30,000 PAR VALUE @ 0.38690328 TOYOTA AUTO RECEIVABLES OWNER TR DTD 11/13/2019 1.92000% 1/16/2024 @ 0.38690328% PER SHARE POOL # REC DT: 05/15/2022 PAY DT: 05/15/2022 FED LONG TERM GAIN: 0.11			30,000.0000 0.000	1,570.71	-1,570.60 -1,581.87	0.11 -11.16



Detail Schedule of Securities Sold / Matured (Continued)

Base Currency: USD

Asset Number Transaction Date	Transaction Description	Portfolio Number	Trade Date Settle Date	Units/Par Price	Cash Received	Book Value Revalued Cost	Realized Gain(Loss) Book Value Revalued Cost
46639NAR2 05/17/22	PRINCIPAL PAYDOWN 20,000 PAR VALUE JPMBB COMMERCIAL MTG SECS TRUST DTD 6/1/2013 3.15700% 7/15/2045 REGISTERED IN DTC FED LONG TERM LOSS: 17.16	[REDACTED]		-20,000.0000 0.000	531.40	-548.56 -534.07	-17.16 -2.67
92348TAA2 05/20/22	PRINCIPAL PAYDOWN 25,000 PAR VALUE @ 0.62069211 VERIZON OWNER TRUST DTD 1/29/2020 1.85000% 7/22/2024 @ 0.62069211% PER SHARE POOL # REC DT: 05/20/2022 PAY DT: 05/20/2022 FED LONG TERM GAIN: 0.23	[REDACTED]		25,000.0000 0.000	1,930.30	-1,930.07 -1,944.78	0.23 -14.48
89239RAC0 06/15/22	PRINCIPAL PAYDOWN 10,000 PAR VALUE @ 0.57523548 TOYOTA AUTO RECEIVABLES OWNER TR DTD 4/29/2020 1.36000% 8/15/2024 @ 0.57523548% PER SHARE POOL # REC DT: 06/15/2022 PAY DT: 06/15/2022 FED LONG TERM GAIN: 0.11	[REDACTED]		10,000.0000 0.000	537.66	-537.55 -540.27	0.11 -2.61
89233MAD5 06/15/22	PRINCIPAL PAYDOWN 30,000 PAR VALUE @ 0.33686915 TOYOTA AUTO RECEIVABLES OWNER TR DTD 11/13/2019 1.92000% 1/16/2024 @ 0.33686915% PER SHARE POOL # REC DT: 06/15/2022 PAY DT: 06/15/2022 FED LONG TERM GAIN: 0.10	[REDACTED]		30,000.0000 0.000	1,501.02	-1,500.92 -1,511.69	0.10 -10.67



Detail Schedule of Securities Sold / Matured (Continued)

Base Currency: USD

Asset Number Transaction Date	Transaction Description	Portfolio Number	Trade Date Settle Date	Units/Par Price	Cash Received	Book Value Revalued Cost	Realized Gain(Loss) Book Value Revalued Cost
36258VAD6 06/16/22	PRINCIPAL PAYDOWN 15,000 PAR VALUE @ 0.52993086 GM FINANCIAL CONS ATMB RECEIVABLE TR DTD 4/22/2020 1.49000% 12/16/2024 @ 0.52993086% PER SHARE POOL # REC DT: 06/16/2022 PAY DT: 06/16/2022 FED LONG TERM LOSS: 3.87	XXXXXXXXXX		15,000.0000 0.000	687.71	-691.58 -691.73	-3.87 -4.02
92348TAA2 06/21/22	PRINCIPAL PAYDOWN 25,000 PAR VALUE @ 0.54494047 VERIZON OWNER TRUST DTD 1/29/2020 1.85000% 7/22/2024 @ 0.54494047% PER SHARE POOL # REC DT: 06/20/2022 PAY DT: 06/20/2022 FED LONG TERM GAIN: 0.22	XXXXXXXXXX		25,000.0000 0.000	1,893.79	-1,893.57 -1,908.00	0.22 -14.21
24737BAA3 06/24/22	SOLD 10,000 PAR VALUE DELTA AIR LINES INC DTD 3/13/2019 3.20400% 4/25/2024 TRADE 06/24/2022 SETTLE 06/28/2022 10,000 UNITS @ 96.5 FED LONG TERM LOSS: 928.90	XXXXXXXXXX	06/24/22 06/28/22	-10,000.0000 96.500	9,650.00	-10,578.90 -10,339.06	-928.90 -689.06
89239RAC0 07/15/22	PRINCIPAL PAYDOWN 10,000 PAR VALUE @ 0.5230973 TOYOTA AUTO RECEIVABLES OWNER TR DTD 4/29/2020 1.36000% 8/15/2024 @ 0.5230973% PER SHARE POOL # REC DT: 07/15/2022 PAY DT: 07/15/2022 FED LONG TERM GAIN: 0.10	XXXXXXXXXX		10,000.0000 0.000	521.38	-521.28 -523.92	0.10 -2.54



Detail Schedule of Securities Sold / Matured (Continued)

Base Currency: USD

Asset Number Transaction Date	Transaction Description	Portfolio Number	Trade Date Settle Date	Units/Par Price	Cash Received	Book Value Revalued Cost	Realized Gain(Loss) Book Value Revalued Cost
89233MAD5 07/15/22	PRINCIPAL PAYDOWN 30,000 PAR VALUE @ 0.28921072 TOYOTA AUTO RECEIVABLES OWNER TR DTD 11/13/2019 1.92000% 1/16/2024 @ 0.28921072% PER SHARE POOL # REC DT: 07/15/2022 PAY DT: 07/15/2022 FED LONG TERM GAIN: 0.10	XXXXXXXXXX		30,000.0000 0.000	1,429.75	-1,429.65 -1,439.91	0.10 -10.16
36258VAD6 07/18/22	PRINCIPAL PAYDOWN 15,000 PAR VALUE @ 0.48450063 GM FINANCIAL CONS ATMB RECEIVABLE TR DTD 4/22/2020 1.49000% 12/16/2024 @ 0.48450063% PER SHARE POOL # REC DT: 07/16/2022 PAY DT: 07/16/2022 FED LONG TERM LOSS: 3.84	XXXXXXXXXX		15,000.0000 0.000	681.45	-685.29 -685.44	-3.84 -3.99
92348TAA2 07/20/22	PRINCIPAL PAYDOWN 25,000 PAR VALUE @ 0.47284641 VERIZON OWNER TRUST DTD 1/29/2020 1.85000% 7/22/2024 @ 0.47284641% PER SHARE POOL # REC DT: 07/20/2022 PAY DT: 07/20/2022 FED LONG TERM GAIN: 0.21	XXXXXXXXXX		25,000.0000 0.000	1,802.35	-1,802.14 -1,815.88	0.21 -13.53
92348TAA2 08/09/22	SOLD 25,000 PAR VALUE VERIZON OWNER TRUST DTD 1/29/2020 1.85000% 7/22/2024 TRADE 08/09/2022 SETTLE 08/11/2022 25,000 UNITS @ 99.59375 FED LONG TERM LOSS: 46.64	XXXXXXXXXX	08/09/22 08/11/22	-25,000.0000 99.594	11,773.14	-11,819.78 -11,909.87	-46.64 -136.73



Detail Schedule of Securities Sold / Matured (Continued)

Base Currency: USD

Asset Number Transaction Date	Transaction Description	Portfolio Number	Trade Date Settle Date	Units/Par Price	Cash Received	Book Value Revalued Cost	Realized Gain(Loss) Book Value Revalued Cost
89233MAD5 08/09/22	SOLD 30,000 PAR VALUE TOYOTA AUTO RECEIVABLES OWNER TR DTD 11/13/2019 1.92000% 1/16/2024 TRADE 08/09/2022 SETTLE 08/11/2022 30,000 UNITS @ 99.7421875 FED LONG TERM LOSS: 21.74	[REDACTED]	08/09/22 08/11/22	-30,000.0000 99.742	8,653.95	-8,675.69 -8,737.94	-21.74 -83.99
89239RAC0 08/15/22	PRINCIPAL PAYDOWN 10,000 PAR VALUE @ 0.47374701 TOYOTA AUTO RECEIVABLES OWNER TR DTD 4/29/2020 1.36000% 8/15/2024 @ 0.47374701% PER SHARE POOL # REC DT: 08/15/2022 PAY DT: 08/15/2022 FED LONG TERM GAIN: 0.10	[REDACTED]		10,000.0000 0.000	493.50	-493.40 -495.90	0.10 -2.40
36258VAD6 08/16/22	PRINCIPAL PAYDOWN 15,000 PAR VALUE @ 0.43954397 GM FINANCIAL CONS ATMB RECEIVABLE TR DTD 4/22/2020 1.49000% 12/16/2024 @ 0.43954397% PER SHARE POOL # REC DT: 08/16/2022 PAY DT: 08/16/2022 FED LONG TERM LOSS: 3.79	[REDACTED]		15,000.0000 0.000	674.35	-678.14 -678.29	-3.79 -3.94
89239RAC0 09/15/22	PRINCIPAL PAYDOWN 10,000 PAR VALUE @ 0.42405265 TOYOTA AUTO RECEIVABLES OWNER TR DTD 4/29/2020 1.36000% 8/15/2024 @ 0.42405265% PER SHARE POOL # REC DT: 09/15/2022 PAY DT: 09/15/2022 FED LONG TERM GAIN: 0.09	[REDACTED]		10,000.0000 0.000	496.94	-496.85 -499.36	0.09 -2.42



Detail Schedule of Securities Sold / Matured (Continued)

Base Currency: USD

Asset Number Transaction Date	Transaction Description	Portfolio Number	Trade Date Settle Date	Units/Par Price	Cash Received	Book Value Revalued Cost	Realized Gain(Loss) Book Value Revalued Cost
36258VAD6 09/16/22	PRINCIPAL PAYDOWN 15,000 PAR VALUE @ 0.39598005 GM FINANCIAL CONS ATMB RECEIVABLE TR DTD 4/22/2020 1.49000% 12/16/2024 @ 0.39598005% PER SHARE POOL # REC DT: 09/16/2022 PAY DT: 09/16/2022 FED LONG TERM LOSS: 3.68	[REDACTED]		15,000.0000 0.000	653.46	-657.14 -657.28	-3.68 -3.82
89239RAC0 10/17/22	PRINCIPAL PAYDOWN 10,000 PAR VALUE @ 0.3781013 TOYOTA AUTO RECEIVABLES OWNER TR DTD 4/29/2020 1.36000% 8/15/2024 @ 0.3781013% PER SHARE POOL # REC DT: 10/15/2022 PAY DT: 10/15/2022 FED LONG TERM GAIN: 0.09	[REDACTED]		10,000.0000 0.000	459.51	-459.42 -461.75	0.09 -2.24
36258VAD6 10/17/22	PRINCIPAL PAYDOWN 15,000 PAR VALUE @ 0.35635578 GM FINANCIAL CONS ATMB RECEIVABLE TR DTD 4/22/2020 1.49000% 12/16/2024 @ 0.35635578% PER SHARE POOL # REC DT: 10/16/2022 PAY DT: 10/16/2022 FED LONG TERM LOSS: 3.35	[REDACTED]		15,000.0000 0.000	594.36	-597.71 -597.84	-3.35 -3.48
89239RAC0 11/15/22	PRINCIPAL PAYDOWN 10,000 PAR VALUE @ 0.3353884 TOYOTA AUTO RECEIVABLES OWNER TR DTD 4/29/2020 1.36000% 8/15/2024 @ 0.3353884% PER SHARE POOL # REC DT: 11/14/2022 PAY DT: 11/15/2022 FED LONG TERM GAIN: 0.09	[REDACTED]		10,000.0000 0.000	427.13	-427.04 -429.21	0.09 -2.08



Detail Schedule of Securities Sold / Matured (Continued)

Base Currency: USD

Asset Number Transaction Date	Transaction Description	Portfolio Number	Trade Date Settle Date	Units/Par Price	Cash Received	Book Value Revalued Cost	Realized Gain(Loss) Book Value Revalued Cost
36258VAD6 11/16/22	PRINCIPAL PAYDOWN 15,000 PAR VALUE @ 0.32058534 GM FINANCIAL CONS ATMB RECEIVABLE TR DTD 4/22/2020 1.49000% 12/16/2024 @ 0.32058534% PER SHARE POOL # REC DT: 11/16/2022 PAY DT: 11/16/2022 FED LONG TERM LOSS: 3.02	[REDACTED]		15,000.0000 0.000	536.56	-539.58 -539.70	-3.02 -3.14
89239RAC0 12/15/22	PRINCIPAL PAYDOWN 10,000 PAR VALUE @ 0.29374742 TOYOTA AUTO RECEIVABLES OWNER TR DTD 4/29/2020 1.36000% 8/15/2024 @ 0.29374742% PER SHARE POOL # REC DT: 12/15/2022 PAY DT: 12/15/2022 FED LONG TERM GAIN: 0.08	[REDACTED]		10,000.0000 0.000	416.41	-416.33 -418.44	0.08 -2.03
36258VAD6 12/16/22	PRINCIPAL PAYDOWN 15,000 PAR VALUE @ 0.28558719 GM FINANCIAL CONS ATMB RECEIVABLE TR DTD 4/22/2020 1.49000% 12/16/2024 @ 0.28558719% PER SHARE POOL # REC DT: 12/16/2022 PAY DT: 12/16/2022 FED LONG TERM LOSS: 2.96	[REDACTED]		15,000.0000 0.000	524.97	-527.93 -528.04	-2.96 -3.07
Total Corporate Mortgage Back					77,418.30	-78,549.78 -78,612.55	-1,131.48 -1,194.25
Government Mortgage Back							



Detail Schedule of Securities Sold / Matured (Continued)

Base Currency: USD

Asset Number Transaction Date	Transaction Description	Portfolio Number	Trade Date Settle Date	Units/Par Price	Cash Received	Book Value Revalued Cost	Realized Gain(Loss) Book Value Revalued Cost
31307EE67 01/18/22	PRINCIPAL PAYDOWN 65,000 PAR VALUE @ 0.17781812 FREDDIE MAC GOLD DTD 9/1/2013 3.50000% 9/1/2028 @ 0.17781812% PER SHARE POOL # J25557 REC DT: 12/31/2021 PAY DT: 01/15/2022 FED LONG TERM LOSS: 9.92	[REDACTED]		65,000.0000 0.000	188.22	-198.14 -200.24	-9.92 -12.02
3620A9P96 01/18/22	PRINCIPAL PAYDOWN 70,000 PAR VALUE @ 0.1471523 GOVERNMENT NATL MTG ASSN DTD 10/1/2009 5.00000% 10/15/2039 @ 0.1471523% PER SHARE POOL # 723248 REC DT: 12/31/2021 PAY DT: 01/15/2022 FED LONG TERM LOSS: 48.38	[REDACTED]		70,000.0000 0.000	411.43	-459.81 -476.76	-48.38 -65.33
36241LX84 01/18/22	PRINCIPAL PAYDOWN 90,000 PAR VALUE @ 0.11569565 GOVERNMENT NATL MTG ASSN DTD 9/1/2011 3.50000% 9/15/2041 @ 0.11569565% PER SHARE POOL # 783403 REC DT: 12/31/2021 PAY DT: 01/15/2022 FED LONG TERM LOSS: 15.07	[REDACTED]		90,000.0000 0.000	286.92	-301.99 -306.56	-15.07 -19.64
31307UZN1 01/18/22	PRINCIPAL PAYDOWN 10,000 PAR VALUE @ 0.43255267 FREDDIE MAC GOLD DTD 11/1/2017 3.00000% 11/1/2032 @ 0.43255267% PER SHARE POOL # J37949 REC DT: 12/31/2021 PAY DT: 01/15/2022 FED LONG TERM GAIN: 0.49	[REDACTED]		10,000.0000 0.000	77.65	-77.16 -82.06	0.49 -4.41



Detail Schedule of Securities Sold / Matured (Continued)

Base Currency: USD

Asset Number Transaction Date	Transaction Description	Portfolio Number	Trade Date Settle Date	Units/Par Price	Cash Received	Book Value Revalued Cost	Realized Gain(Loss) Book Value Revalued Cost
31418DLN0 01/25/22	PRINCIPAL PAYDOWN 35,000 PAR VALUE @ 0.35833028 FANNIE MAE DTD 1/1/2020 3.50000% 1/1/2034 @ 0.35833028% PER SHARE POOL # MA3932 REC DT: 12/31/2021 PAY DT: 01/25/2022 FED LONG TERM LOSS: 15.47	[REDACTED]		35,000.0000 0.000	346.12	-361.59 -364.81	-15.47 -18.69
3138EKFT7 01/25/22	PRINCIPAL PAYDOWN 15,000 PAR VALUE @ 0.10884353 FANNIE MAE DTD 12/1/2012 3.50000% 1/1/2028 @ 0.10884353% PER SHARE POOL # AL2877 REC DT: 12/31/2021 PAY DT: 01/25/2022 FED LONG TERM LOSS: 5.97	[REDACTED]		15,000.0000 0.000	72.88	-78.85 -77.05	-5.97 -4.17
31418BCG9 01/25/22	PRINCIPAL PAYDOWN 25,000 PAR VALUE @ 0.21920951 FANNIE MAE DTD 3/1/2014 4.50000% 4/1/2034 @ 0.21920951% PER SHARE POOL # MA1870 REC DT: 12/31/2021 PAY DT: 01/25/2022 FED LONG TERM LOSS: 38.20	[REDACTED]		25,000.0000 0.000	480.29	-518.49 -522.52	-38.20 -42.23
31307EE67 02/15/22	PRINCIPAL PAYDOWN 65,000 PAR VALUE @ 0.17313439 FREDDIE MAC GOLD DTD 9/1/2013 3.50000% 9/1/2028 @ 0.17313439% PER SHARE POOL # J25557 REC DT: 01/31/2022 PAY DT: 02/15/2022 FED LONG TERM LOSS: 16.05	[REDACTED]		65,000.0000 0.000	304.44	-320.49 -323.88	-16.05 -19.44



Detail Schedule of Securities Sold / Matured (Continued)

Base Currency: USD

Asset Number Transaction Date	Transaction Description	Portfolio Number	Trade Date Settle Date	Units/Par Price	Cash Received	Book Value Revalued Cost	Realized Gain(Loss) Book Value Revalued Cost
3620A9P96 02/15/22	PRINCIPAL PAYDOWN 70,000 PAR VALUE @ 0.14658919 GOVERNMENT NATL MTG ASSN DTD 10/1/2009 5.00000% 10/15/2039 @ 0.14658919% PER SHARE POOL # 723248 REC DT: 01/31/2022 PAY DT: 02/15/2022 FED LONG TERM LOSS: 4.63	[REDACTED]		70,000.0000 0.000	39.42	-44.05 -45.67	-4.63 -6.25
36241LX84 02/15/22	PRINCIPAL PAYDOWN 90,000 PAR VALUE @ 0.1122676 GOVERNMENT NATL MTG ASSN DTD 9/1/2011 3.50000% 9/15/2041 @ 0.1122676% PER SHARE POOL # 783403 REC DT: 01/31/2022 PAY DT: 02/15/2022 FED LONG TERM LOSS: 16.20	[REDACTED]		90,000.0000 0.000	308.52	-324.72 -329.64	-16.20 -21.12
31307UZN1 02/15/22	PRINCIPAL PAYDOWN 10,000 PAR VALUE @ 0.41361603 FREDDIE MAC GOLD DTD 11/1/2017 3.00000% 11/1/2032 @ 0.41361603% PER SHARE POOL # J37949 REC DT: 01/31/2022 PAY DT: 02/15/2022 FED LONG TERM GAIN: 1.19	[REDACTED]		10,000.0000 0.000	189.37	-188.18 -200.13	1.19 -10.76
31418DLN0 02/25/22	PRINCIPAL PAYDOWN 35,000 PAR VALUE @ 0.34914156 FANNIE MAE DTD 1/1/2020 3.50000% 1/1/2034 @ 0.34914156% PER SHARE POOL # MA3932 REC DT: 01/31/2022 PAY DT: 02/25/2022 FED LONG TERM LOSS: 14.37	[REDACTED]		35,000.0000 0.000	321.61	-335.98 -338.98	-14.37 -17.37



Detail Schedule of Securities Sold / Matured (Continued)

Base Currency: USD

Asset Number Transaction Date	Transaction Description	Portfolio Number	Trade Date Settle Date	Units/Par Price	Cash Received	Book Value Revalued Cost	Realized Gain(Loss) Book Value Revalued Cost
3138EKF7 02/25/22	PRINCIPAL PAYDOWN 15,000 PAR VALUE @ 0.10691037 FANNIE MAE DTD 12/1/2012 3.50000% 1/1/2028 @ 0.10691037% PER SHARE POOL # AL2877 REC DT: 01/31/2022 PAY DT: 02/25/2022 FED LONG TERM LOSS: 2.37	[REDACTED]		15,000.0000 0.000	29.00	-31.37 -30.66	-2.37 -1.66
31418BCG9 02/25/22	PRINCIPAL PAYDOWN 25,000 PAR VALUE @ 0.20555623 FANNIE MAE DTD 3/1/2014 4.50000% 4/1/2034 @ 0.20555623% PER SHARE POOL # MA1870 REC DT: 01/31/2022 PAY DT: 02/25/2022 FED LONG TERM LOSS: 27.15	[REDACTED]		25,000.0000 0.000	341.33	-368.48 -371.35	-27.15 -30.02
31307EE67 03/15/22	PRINCIPAL PAYDOWN 65,000 PAR VALUE @ 0.17032771 FREDDIE MAC GOLD DTD 9/1/2013 3.50000% 9/1/2028 @ 0.17032771% PER SHARE POOL # J25557 REC DT: 02/28/2022 PAY DT: 03/15/2022 FED LONG TERM LOSS: 9.62	[REDACTED]		65,000.0000 0.000	182.43	-192.05 -194.08	-9.62 -11.65
3620A9P96 03/15/22	PRINCIPAL PAYDOWN 70,000 PAR VALUE @ 0.14139656 GOVERNMENT NATL MTG ASSN DTD 10/1/2009 5.00000% 10/15/2039 @ 0.14139656% PER SHARE POOL # 723248 REC DT: 02/28/2022 PAY DT: 03/15/2022 FED LONG TERM LOSS: 42.74	[REDACTED]		70,000.0000 0.000	363.48	-406.22 -421.20	-42.74 -57.72



Detail Schedule of Securities Sold / Matured (Continued)

Base Currency: USD

Asset Number Transaction Date	Transaction Description	Portfolio Number	Trade Date Settle Date	Units/Par Price	Cash Received	Book Value Revalued Cost	Realized Gain(Loss) Book Value Revalued Cost
36241LX84 03/15/22	PRINCIPAL PAYDOWN 90,000 PAR VALUE @ 0.10989514 GOVERNMENT NATL MTG ASSN DTD 9/1/2011 3.50000% 9/15/2041 @ 0.10989514% PER SHARE POOL # 783403 REC DT: 02/28/2022 PAY DT: 03/15/2022 FED LONG TERM LOSS: 11.21	[REDACTED]		90,000.0000 0.000	213.52	-224.73 -228.13	-11.21 -14.61
31307UZN1 03/15/22	PRINCIPAL PAYDOWN 10,000 PAR VALUE @ 0.38941731 FREDDIE MAC GOLD DTD 11/1/2017 3.00000% 11/1/2032 @ 0.38941731% PER SHARE POOL # J37949 REC DT: 02/28/2022 PAY DT: 03/15/2022 FED LONG TERM GAIN: 1.51	[REDACTED]		10,000.0000 0.000	241.99	-240.48 -255.75	1.51 -13.76
31418DLN0 03/25/22	PRINCIPAL PAYDOWN 35,000 PAR VALUE @ 0.33786809 FANNIE MAE DTD 1/1/2020 3.50000% 1/1/2034 @ 0.33786809% PER SHARE POOL # MA3932 REC DT: 02/28/2022 PAY DT: 03/25/2022 FED LONG TERM LOSS: 17.63	[REDACTED]		35,000.0000 0.000	394.57	-412.20 -415.88	-17.63 -21.31
3138EKFT7 03/25/22	PRINCIPAL PAYDOWN 15,000 PAR VALUE @ 0.10351552 FANNIE MAE DTD 12/1/2012 3.50000% 1/1/2028 @ 0.10351552% PER SHARE POOL # AL2877 REC DT: 02/28/2022 PAY DT: 03/25/2022 FED LONG TERM LOSS: 4.17	[REDACTED]		15,000.0000 0.000	50.92	-55.09 -53.83	-4.17 -2.91



Detail Schedule of Securities Sold / Matured (Continued)

Base Currency: USD

Asset Number Transaction Date	Transaction Description	Portfolio Number	Trade Date Settle Date	Units/Par Price	Cash Received	Book Value Revalued Cost	Realized Gain(Loss) Book Value Revalued Cost
31418BCG9 03/25/22	PRINCIPAL PAYDOWN 25,000 PAR VALUE @ 0.20444667 FANNIE MAE DTD 3/1/2014 4.50000% 4/1/2034 @ 0.20444667% PER SHARE POOL # MA1870 REC DT: 02/28/2022 PAY DT: 03/25/2022 FED LONG TERM LOSS: 2.21	XXXXXXXXXX		25,000.0000 0.000	27.74	-29.95 -30.18	-2.21 -2.44
31307EE67 04/15/22	PRINCIPAL PAYDOWN 65,000 PAR VALUE @ 0.16798022 FREDDIE MAC GOLD DTD 9/1/2013 3.50000% 9/1/2028 @ 0.16798022% PER SHARE POOL # J25557 REC DT: 03/31/2022 PAY DT: 04/15/2022 FED LONG TERM LOSS: 8.04	XXXXXXXXXX		65,000.0000 0.000	152.59	-160.63 -162.33	-8.04 -9.74
3620A9P96 04/15/22	PRINCIPAL PAYDOWN 70,000 PAR VALUE @ 0.139091 GOVERNMENT NATL MTG ASSN DTD 10/1/2009 5.00000% 10/15/2039 @ 0.139091% PER SHARE POOL # 723248 REC DT: 03/31/2022 PAY DT: 04/15/2022 FED LONG TERM LOSS: 18.97	XXXXXXXXXX		70,000.0000 0.000	161.39	-180.36 -187.01	-18.97 -25.62
36241LX84 04/15/22	PRINCIPAL PAYDOWN 90,000 PAR VALUE @ 0.10744831 GOVERNMENT NATL MTG ASSN DTD 9/1/2011 3.50000% 9/15/2041 @ 0.10744831% PER SHARE POOL # 783403 REC DT: 03/31/2022 PAY DT: 04/15/2022 FED LONG TERM LOSS: 11.57	XXXXXXXXXX		90,000.0000 0.000	220.21	-231.78 -235.29	-11.57 -15.08



Detail Schedule of Securities Sold / Matured (Continued)

Base Currency: USD

Asset Number Transaction Date	Transaction Description	Portfolio Number	Trade Date Settle Date	Units/Par Price	Cash Received	Book Value Revalued Cost	Realized Gain(Loss) Book Value Revalued Cost
31307UZN1 04/15/22	PRINCIPAL PAYDOWN 10,000 PAR VALUE @ 0.38096065 FREDDIE MAC GOLD DTD 11/1/2017 3.00000% 11/1/2032 @ 0.38096065% PER SHARE POOL # J37949 REC DT: 03/31/2022 PAY DT: 04/15/2022 FED LONG TERM GAIN: 0.53	[REDACTED]		10,000.0000 0.000	84.57	-84.04 -89.38	0.53 -4.81
31418DLN0 04/25/22	PRINCIPAL PAYDOWN 35,000 PAR VALUE @ 0.32390095 FANNIE MAE DTD 1/1/2020 3.50000% 1/1/2034 @ 0.32390095% PER SHARE POOL # MA3932 REC DT: 03/31/2022 PAY DT: 04/25/2022 FED LONG TERM LOSS: 21.84	[REDACTED]		35,000.0000 0.000	488.85	-510.69 -515.25	-21.84 -26.40
3138EKFT7 04/25/22	PRINCIPAL PAYDOWN 15,000 PAR VALUE @ 0.09678294 FANNIE MAE DTD 12/1/2012 3.50000% 1/1/2028 @ 0.09678294% PER SHARE POOL # AL2877 REC DT: 03/31/2022 PAY DT: 04/25/2022 FED LONG TERM LOSS: 8.26	[REDACTED]		15,000.0000 0.000	100.99	-109.25 -106.76	-8.26 -5.77
31418BCG9 04/25/22	PRINCIPAL PAYDOWN 25,000 PAR VALUE @ 0.19942155 FANNIE MAE DTD 3/1/2014 4.50000% 4/1/2034 @ 0.19942155% PER SHARE POOL # MA1870 REC DT: 03/31/2022 PAY DT: 04/25/2022 FED LONG TERM LOSS: 9.99	[REDACTED]		25,000.0000 0.000	125.63	-135.62 -136.67	-9.99 -11.04



Detail Schedule of Securities Sold / Matured (Continued)

Base Currency: USD

Asset Number Transaction Date	Transaction Description	Portfolio Number	Trade Date Settle Date	Units/Par Price	Cash Received	Book Value Revalued Cost	Realized Gain(Loss) Book Value Revalued Cost
31307EE67 05/16/22	PRINCIPAL PAYDOWN 65,000 PAR VALUE @ 0.15685909 FREDDIE MAC GOLD DTD 9/1/2013 3.50000% 9/1/2028 @ 0.15685909% PER SHARE POOL # J25557 REC DT: 04/30/2022 PAY DT: 05/15/2022 FED LONG TERM LOSS: 38.11	[REDACTED]		65,000.0000 0.000	722.87	-760.98 -769.03	-38.11 -46.16
3620A9P96 05/16/22	PRINCIPAL PAYDOWN 70,000 PAR VALUE @ 0.13823913 GOVERNMENT NATL MTG ASSN DTD 10/1/2009 5.00000% 10/15/2039 @ 0.13823913% PER SHARE POOL # 723248 REC DT: 04/30/2022 PAY DT: 05/15/2022 FED LONG TERM LOSS: 7.01	[REDACTED]		70,000.0000 0.000	59.63	-66.64 -69.10	-7.01 -9.47
36241LX84 05/16/22	PRINCIPAL PAYDOWN 90,000 PAR VALUE @ 0.10611471 GOVERNMENT NATL MTG ASSN DTD 9/1/2011 3.50000% 9/15/2041 @ 0.10611471% PER SHARE POOL # 783403 REC DT: 04/30/2022 PAY DT: 05/15/2022 FED LONG TERM LOSS: 6.30	[REDACTED]		90,000.0000 0.000	120.02	-126.32 -128.24	-6.30 -8.22
31307UZN1 05/16/22	PRINCIPAL PAYDOWN 10,000 PAR VALUE @ 0.37321698 FREDDIE MAC GOLD DTD 11/1/2017 3.00000% 11/1/2032 @ 0.37321698% PER SHARE POOL # J37949 REC DT: 04/30/2022 PAY DT: 05/15/2022 FED LONG TERM GAIN: 0.49	[REDACTED]		10,000.0000 0.000	77.44	-76.95 -81.84	0.49 -4.40



Detail Schedule of Securities Sold / Matured (Continued)

Base Currency: USD

Asset Number Transaction Date	Transaction Description	Portfolio Number	Trade Date Settle Date	Units/Par Price	Cash Received	Book Value Revalued Cost	Realized Gain(Loss) Book Value Revalued Cost
31418DLN0 05/25/22	PRINCIPAL PAYDOWN 35,000 PAR VALUE @ 0.31707769 FANNIE MAE DTD 1/1/2020 3.50000% 1/1/2034 @ 0.31707769% PER SHARE POOL # MA3932 REC DT: 04/30/2022 PAY DT: 05/25/2022 FED LONG TERM LOSS: 10.68	[REDACTED]		35,000.0000 0.000	238.81	-249.49 -251.71	-10.68 -12.90
3138EKFT7 05/25/22	PRINCIPAL PAYDOWN 15,000 PAR VALUE @ 0.09460515 FANNIE MAE DTD 12/1/2012 3.50000% 1/1/2028 @ 0.09460515% PER SHARE POOL # AL2877 REC DT: 04/30/2022 PAY DT: 05/25/2022 FED LONG TERM LOSS: 2.67	[REDACTED]		15,000.0000 0.000	32.67	-35.34 -34.53	-2.67 -1.86
31418BCG9 05/25/22	PRINCIPAL PAYDOWN 25,000 PAR VALUE @ 0.19688406 FANNIE MAE DTD 3/1/2014 4.50000% 4/1/2034 @ 0.19688406% PER SHARE POOL # MA1870 REC DT: 04/30/2022 PAY DT: 05/25/2022 FED LONG TERM LOSS: 5.04	[REDACTED]		25,000.0000 0.000	63.44	-68.48 -69.02	-5.04 -5.58
31307EE67 06/15/22	PRINCIPAL PAYDOWN 65,000 PAR VALUE @ 0.15074425 FREDDIE MAC GOLD DTD 9/1/2013 3.50000% 9/1/2028 @ 0.15074425% PER SHARE POOL # J25557 REC DT: 05/31/2022 PAY DT: 06/15/2022 FED LONG TERM LOSS: 20.96	[REDACTED]		65,000.0000 0.000	397.46	-418.42 -422.84	-20.96 -25.38



Detail Schedule of Securities Sold / Matured (Continued)

Base Currency: USD

Asset Number Transaction Date	Transaction Description	Portfolio Number	Trade Date Settle Date	Units/Par Price	Cash Received	Book Value Revalued Cost	Realized Gain(Loss) Book Value Revalued Cost
3620A9P96 06/15/22	PRINCIPAL PAYDOWN 70,000 PAR VALUE @ 0.13727306 GOVERNMENT NATL MTG ASSN DTD 10/1/2009 5.00000% 10/15/2039 @ 0.13727306% PER SHARE POOL # 723248 REC DT: 05/31/2022 PAY DT: 06/15/2022 FED LONG TERM LOSS: 7.96	[REDACTED]		70,000.0000 0.000	67.62	-75.58 -78.36	-7.96 -10.74
36241LX84 06/15/22	PRINCIPAL PAYDOWN 90,000 PAR VALUE @ 0.10418542 GOVERNMENT NATL MTG ASSN DTD 9/1/2011 3.50000% 9/15/2041 @ 0.10418542% PER SHARE POOL # 783403 REC DT: 05/31/2022 PAY DT: 06/15/2022 FED LONG TERM LOSS: 9.11	[REDACTED]		90,000.0000 0.000	173.64	-182.75 -185.52	-9.11 -11.88
31307UZN1 06/15/22	PRINCIPAL PAYDOWN 10,000 PAR VALUE @ 0.36985453 FREDDIE MAC GOLD DTD 11/1/2017 3.00000% 11/1/2032 @ 0.36985453% PER SHARE POOL # J37949 REC DT: 05/31/2022 PAY DT: 06/15/2022 FED LONG TERM GAIN: 0.21	[REDACTED]		10,000.0000 0.000	33.62	-33.41 -35.54	0.21 -1.92
31418DLN0 06/27/22	PRINCIPAL PAYDOWN 35,000 PAR VALUE @ 0.30532826 FANNIE MAE DTD 1/1/2020 3.50000% 1/1/2034 @ 0.30532826% PER SHARE POOL # MA3932 REC DT: 05/31/2022 PAY DT: 06/25/2022 FED LONG TERM LOSS: 18.38	[REDACTED]		35,000.0000 0.000	411.23	-429.61 -433.44	-18.38 -22.21



Detail Schedule of Securities Sold / Matured (Continued)

Base Currency: USD

Asset Number Transaction Date	Transaction Description	Portfolio Number	Trade Date Settle Date	Units/Par Price	Cash Received	Book Value Revalued Cost	Realized Gain(Loss) Book Value Revalued Cost
3138EKFT7 06/27/22	PRINCIPAL PAYDOWN 15,000 PAR VALUE @ 0.09141235 FANNIE MAE DTD 12/1/2012 3.50000% 1/1/2028 @ 0.09141235% PER SHARE POOL # AL2877 REC DT: 05/31/2022 PAY DT: 06/25/2022 FED LONG TERM LOSS: 3.92	[REDACTED]		15,000.0000 0.000	47.89	-51.81 -50.63	-3.92 -2.74
31418BCG9 06/27/22	PRINCIPAL PAYDOWN 25,000 PAR VALUE @ 0.19230225 FANNIE MAE DTD 3/1/2014 4.50000% 4/1/2034 @ 0.19230225% PER SHARE POOL # MA1870 REC DT: 05/31/2022 PAY DT: 06/25/2022 FED LONG TERM LOSS: 9.10	[REDACTED]		25,000.0000 0.000	114.55	-123.65 -124.62	-9.10 -10.07
31307EE67 07/15/22	PRINCIPAL PAYDOWN 65,000 PAR VALUE @ 0.14855455 FREDDIE MAC GOLD DTD 9/1/2013 3.50000% 9/1/2028 @ 0.14855455% PER SHARE POOL # J25557 REC DT: 06/30/2022 PAY DT: 07/15/2022 FED LONG TERM LOSS: 7.50	[REDACTED]		65,000.0000 0.000	142.33	-149.83 -151.42	-7.50 -9.09
3620A9P96 07/15/22	PRINCIPAL PAYDOWN 70,000 PAR VALUE @ 0.1333195 GOVERNMENT NATL MTG ASSN DTD 10/1/2009 5.00000% 10/15/2039 @ 0.1333195% PER SHARE POOL # 723248 REC DT: 06/30/2022 PAY DT: 07/15/2022 FED LONG TERM LOSS: 32.54	[REDACTED]		70,000.0000 0.000	276.75	-309.29 -320.69	-32.54 -43.94



Detail Schedule of Securities Sold / Matured (Continued)

Base Currency: USD

Asset Number Transaction Date	Transaction Description	Portfolio Number	Trade Date Settle Date	Units/Par Price	Cash Received	Book Value Revalued Cost	Realized Gain(Loss) Book Value Revalued Cost
36241LX84 07/15/22	PRINCIPAL PAYDOWN 90,000 PAR VALUE @ 0.10274669 GOVERNMENT NATL MTG ASSN DTD 9/1/2011 3.50000% 9/15/2041 @ 0.10274669% PER SHARE POOL # 783403 REC DT: 06/30/2022 PAY DT: 07/15/2022 FED LONG TERM LOSS: 6.79	[REDACTED]		90,000.0000 0.000	129.49	-136.28 -138.35	-6.79 -8.86
31307UZN1 07/15/22	PRINCIPAL PAYDOWN 10,000 PAR VALUE @ 0.36577928 FREDDIE MAC GOLD DTD 11/1/2017 3.00000% 11/1/2032 @ 0.36577928% PER SHARE POOL # J37949 REC DT: 06/30/2022 PAY DT: 07/15/2022 FED LONG TERM GAIN: 0.25	[REDACTED]		10,000.0000 0.000	40.75	-40.50 -43.07	0.25 -2.32
31418DLN0 07/25/22	PRINCIPAL PAYDOWN 35,000 PAR VALUE @ 0.29795439 FANNIE MAE DTD 1/1/2020 3.50000% 1/1/2034 @ 0.29795439% PER SHARE POOL # MA3932 REC DT: 06/30/2022 PAY DT: 07/25/2022 FED LONG TERM LOSS: 11.53	[REDACTED]		35,000.0000 0.000	258.09	-269.62 -272.02	-11.53 -13.93
3138EKFT7 07/25/22	PRINCIPAL PAYDOWN 15,000 PAR VALUE @ 0.08904661 FANNIE MAE DTD 12/1/2012 3.50000% 1/1/2028 @ 0.08904661% PER SHARE POOL # AL2877 REC DT: 06/30/2022 PAY DT: 07/25/2022 FED LONG TERM LOSS: 2.90	[REDACTED]		15,000.0000 0.000	35.49	-38.39 -37.52	-2.90 -2.03



Detail Schedule of Securities Sold / Matured (Continued)

Base Currency: USD

Asset Number Transaction Date	Transaction Description	Portfolio Number	Trade Date Settle Date	Units/Par Price	Cash Received	Book Value Revalued Cost	Realized Gain(Loss) Book Value Revalued Cost
31418BCG9 07/25/22	PRINCIPAL PAYDOWN 25,000 PAR VALUE @ 0.17768983 FANNIE MAE DTD 3/1/2014 4.50000% 4/1/2034 @ 0.17768983% PER SHARE POOL # MA1870 REC DT: 06/30/2022 PAY DT: 07/25/2022 FED LONG TERM LOSS: 29.05			25,000.0000 0.000	365.31	-394.36 -397.43	-29.05 -32.12
31307EE67 08/15/22	PRINCIPAL PAYDOWN 65,000 PAR VALUE @ 0.1419558 FREDDIE MAC GOLD DTD 9/1/2013 3.50000% 9/1/2028 @ 0.1419558% PER SHARE POOL # J25557 REC DT: 07/31/2022 PAY DT: 08/15/2022 FED LONG TERM LOSS: 22.61			65,000.0000 0.000	428.92	-451.53 -456.31	-22.61 -27.39
3620A9P96 08/15/22	PRINCIPAL PAYDOWN 70,000 PAR VALUE @ 0.13280175 GOVERNMENT NATL MTG ASSN DTD 10/1/2009 5.00000% 10/15/2039 @ 0.13280175% PER SHARE POOL # 723248 REC DT: 07/31/2022 PAY DT: 08/15/2022 FED LONG TERM LOSS: 4.26			70,000.0000 0.000	36.24	-40.50 -42.00	-4.26 -5.76
36241LX84 08/15/22	PRINCIPAL PAYDOWN 90,000 PAR VALUE @ 0.10129894 GOVERNMENT NATL MTG ASSN DTD 9/1/2011 3.50000% 9/15/2041 @ 0.10129894% PER SHARE POOL # 783403 REC DT: 07/31/2022 PAY DT: 08/15/2022 FED LONG TERM LOSS: 6.84			90,000.0000 0.000	130.30	-137.14 -139.22	-6.84 -8.92



Detail Schedule of Securities Sold / Matured (Continued)

Base Currency: USD

Asset Number Transaction Date	Transaction Description	Portfolio Number	Trade Date Settle Date	Units/Par Price	Cash Received	Book Value Revalued Cost	Realized Gain(Loss) Book Value Revalued Cost
31307UZN1 08/15/22	PRINCIPAL PAYDOWN 10,000 PAR VALUE @ 0.36246329 FREDDIE MAC GOLD DTD 11/1/2017 3.00000% 11/1/2032 @ 0.36246329% PER SHARE POOL # J37949 REC DT: 07/31/2022 PAY DT: 08/15/2022 FED LONG TERM GAIN: 0.21	[REDACTED]		10,000.0000 0.000	33.16	-32.95 -35.05	0.21 -1.89
31418DLN0 08/25/22	PRINCIPAL PAYDOWN 35,000 PAR VALUE @ 0.29294259 FANNIE MAE DTD 1/1/2020 3.50000% 1/1/2034 @ 0.29294259% PER SHARE POOL # MA3932 REC DT: 07/31/2022 PAY DT: 08/25/2022 FED LONG TERM LOSS: 7.84	[REDACTED]		35,000.0000 0.000	175.41	-183.25 -184.89	-7.84 -9.48
3138EKFT7 08/25/22	PRINCIPAL PAYDOWN 15,000 PAR VALUE @ 0.08723802 FANNIE MAE DTD 12/1/2012 3.50000% 1/1/2028 @ 0.08723802% PER SHARE POOL # AL2877 REC DT: 07/31/2022 PAY DT: 08/25/2022 FED LONG TERM LOSS: 2.22	[REDACTED]		15,000.0000 0.000	27.13	-29.35 -28.68	-2.22 -1.55
31418BCG9 08/25/22	PRINCIPAL PAYDOWN 25,000 PAR VALUE @ 0.17667136 FANNIE MAE DTD 3/1/2014 4.50000% 4/1/2034 @ 0.17667136% PER SHARE POOL # MA1870 REC DT: 07/31/2022 PAY DT: 08/25/2022 FED LONG TERM LOSS: 2.03	[REDACTED]		25,000.0000 0.000	25.46	-27.49 -27.70	-2.03 -2.24



Detail Schedule of Securities Sold / Matured (Continued)

Base Currency: USD

Asset Number Transaction Date	Transaction Description	Portfolio Number	Trade Date Settle Date	Units/Par Price	Cash Received	Book Value Revalued Cost	Realized Gain(Loss) Book Value Revalued Cost
31307EE67 09/15/22	PRINCIPAL PAYDOWN 65,000 PAR VALUE @ 0.13926067 FREDDIE MAC GOLD DTD 9/1/2013 3.50000% 9/1/2028 @ 0.13926067% PER SHARE POOL # J25557 REC DT: 08/31/2022 PAY DT: 09/15/2022 FED LONG TERM LOSS: 9.24	XXXXXXXXXX		65,000.0000 0.000	175.18	-184.42 -186.37	-9.24 -11.19
3620A9P96 09/15/22	PRINCIPAL PAYDOWN 70,000 PAR VALUE @ 0.13222891 GOVERNMENT NATL MTG ASSN DTD 10/1/2009 5.00000% 10/15/2039 @ 0.13222891% PER SHARE POOL # 723248 REC DT: 08/31/2022 PAY DT: 09/15/2022 FED LONG TERM LOSS: 4.71	XXXXXXXXXX		70,000.0000 0.000	40.10	-44.81 -46.47	-4.71 -6.37
36241LX84 09/15/22	PRINCIPAL PAYDOWN 90,000 PAR VALUE @ 0.10017701 GOVERNMENT NATL MTG ASSN DTD 9/1/2011 3.50000% 9/15/2041 @ 0.10017701% PER SHARE POOL # 783403 REC DT: 08/31/2022 PAY DT: 09/15/2022 FED LONG TERM LOSS: 5.30	XXXXXXXXXX		90,000.0000 0.000	100.97	-106.27 -107.88	-5.30 -6.91
31307UZN1 09/15/22	PRINCIPAL PAYDOWN 10,000 PAR VALUE @ 0.35597131 FREDDIE MAC GOLD DTD 11/1/2017 3.00000% 11/1/2032 @ 0.35597131% PER SHARE POOL # J37949 REC DT: 08/31/2022 PAY DT: 09/15/2022 FED LONG TERM GAIN: 0.41	XXXXXXXXXX		10,000.0000 0.000	64.92	-64.51 -68.61	0.41 -3.69



Detail Schedule of Securities Sold / Matured (Continued)

Base Currency: USD

Asset Number Transaction Date	Transaction Description	Portfolio Number	Trade Date Settle Date	Units/Par Price	Cash Received	Book Value Revalued Cost	Realized Gain(Loss) Book Value Revalued Cost
31418DLN0 09/26/22	PRINCIPAL PAYDOWN 35,000 PAR VALUE @ 0.28797814 FANNIE MAE DTD 1/1/2020 3.50000% 1/1/2034 @ 0.28797814% PER SHARE POOL # MA3932 REC DT: 08/31/2022 PAY DT: 09/25/2022 FED LONG TERM LOSS: 7.76	XXXXXXXXXX		35,000.0000 0.000	173.76	-181.52 -183.14	-7.76 -9.38
3138EKFT7 09/26/22	PRINCIPAL PAYDOWN 15,000 PAR VALUE @ 0.08552539 FANNIE MAE DTD 12/1/2012 3.50000% 1/1/2028 @ 0.08552539% PER SHARE POOL # AL2877 REC DT: 08/31/2022 PAY DT: 09/25/2022 FED LONG TERM LOSS: 2.10	XXXXXXXXXX		15,000.0000 0.000	25.69	-27.79 -27.16	-2.10 -1.47
31418BCG9 09/26/22	PRINCIPAL PAYDOWN 25,000 PAR VALUE @ 0.1756634 FANNIE MAE DTD 3/1/2014 4.50000% 4/1/2034 @ 0.1756634% PER SHARE POOL # MA1870 REC DT: 08/31/2022 PAY DT: 09/25/2022 FED LONG TERM LOSS: 2.00	XXXXXXXXXX		25,000.0000 0.000	25.20	-27.20 -27.41	-2.00 -2.21
31307EE67 10/17/22	PRINCIPAL PAYDOWN 65,000 PAR VALUE @ 0.13660555 FREDDIE MAC GOLD DTD 9/1/2013 3.50000% 9/1/2028 @ 0.13660555% PER SHARE POOL # J25557 REC DT: 09/30/2022 PAY DT: 10/15/2022 FED LONG TERM LOSS: 9.10	XXXXXXXXXX		65,000.0000 0.000	172.58	-181.68 -183.60	-9.10 -11.02



Detail Schedule of Securities Sold / Matured (Continued)

Base Currency: USD

Asset Number Transaction Date	Transaction Description	Portfolio Number	Trade Date Settle Date	Units/Par Price	Cash Received	Book Value Revalued Cost	Realized Gain(Loss) Book Value Revalued Cost
3620A9P96 10/17/22	PRINCIPAL PAYDOWN 70,000 PAR VALUE @ 0.1282932 GOVERNMENT NATL MTG ASSN DTD 10/1/2009 5.00000% 10/15/2039 @ 0.1282932% PER SHARE POOL # 723248 REC DT: 09/30/2022 PAY DT: 10/15/2022 FED LONG TERM LOSS: 32.39	[REDACTED]		70,000.0000 0.000	275.50	-307.89 -319.24	-32.39 -43.74
36241LX84 10/17/22	PRINCIPAL PAYDOWN 90,000 PAR VALUE @ 0.09934563 GOVERNMENT NATL MTG ASSN DTD 9/1/2011 3.50000% 9/15/2041 @ 0.09934563% PER SHARE POOL # 783403 REC DT: 09/30/2022 PAY DT: 10/15/2022 FED LONG TERM LOSS: 3.93	[REDACTED]		90,000.0000 0.000	74.82	-78.75 -79.95	-3.93 -5.13
31307UZN1 10/17/22	PRINCIPAL PAYDOWN 10,000 PAR VALUE @ 0.34688549 FREDDIE MAC GOLD DTD 11/1/2017 3.00000% 11/1/2032 @ 0.34688549% PER SHARE POOL # J37949 REC DT: 09/30/2022 PAY DT: 10/15/2022 FED LONG TERM GAIN: 0.57	[REDACTED]		10,000.0000 0.000	90.86	-90.29 -96.03	0.57 -5.17
31418DLN0 10/25/22	PRINCIPAL PAYDOWN 35,000 PAR VALUE @ 0.28316548 FANNIE MAE DTD 1/1/2020 3.50000% 1/1/2034 @ 0.28316548% PER SHARE POOL # MA3932 REC DT: 09/30/2022 PAY DT: 10/25/2022 FED LONG TERM LOSS: 7.53	[REDACTED]		35,000.0000 0.000	168.44	-175.97 -177.54	-7.53 -9.10



Detail Schedule of Securities Sold / Matured (Continued)

Base Currency: USD

Asset Number Transaction Date	Transaction Description	Portfolio Number	Trade Date Settle Date	Units/Par Price	Cash Received	Book Value Revalued Cost	Realized Gain(Loss) Book Value Revalued Cost
3138EKF7 10/25/22	PRINCIPAL PAYDOWN 15,000 PAR VALUE @ 0.08380038 FANNIE MAE DTD 12/1/2012 3.50000% 1/1/2028 @ 0.08380038% PER SHARE POOL # AL2877 REC DT: 09/30/2022 PAY DT: 10/25/2022 FED LONG TERM LOSS: 2.11	[REDACTED]		15,000.0000 0.000	25.88	-27.99 -27.35	-2.11 -1.47
31418BCG9 10/25/22	PRINCIPAL PAYDOWN 25,000 PAR VALUE @ 0.17132903 FANNIE MAE DTD 3/1/2014 4.50000% 4/1/2034 @ 0.17132903% PER SHARE POOL # MA1870 REC DT: 09/30/2022 PAY DT: 10/25/2022 FED LONG TERM LOSS: 8.62	[REDACTED]		25,000.0000 0.000	108.36	-116.98 -117.89	-8.62 -9.53
31307EE67 11/15/22	PRINCIPAL PAYDOWN 65,000 PAR VALUE @ 0.13434937 FREDDIE MAC GOLD DTD 9/1/2013 3.50000% 9/1/2028 @ 0.13434937% PER SHARE POOL # J25557 REC DT: 10/31/2022 PAY DT: 11/15/2022 FED LONG TERM LOSS: 7.73	[REDACTED]		65,000.0000 0.000	146.65	-154.38 -156.02	-7.73 -9.37
3620A9P96 11/15/22	PRINCIPAL PAYDOWN 70,000 PAR VALUE @ 0.12774239 GOVERNMENT NATL MTG ASSN DTD 10/1/2009 5.00000% 10/15/2039 @ 0.12774239% PER SHARE POOL # 723248 REC DT: 10/31/2022 PAY DT: 11/15/2022 FED LONG TERM LOSS: 4.53	[REDACTED]		70,000.0000 0.000	38.56	-43.09 -44.68	-4.53 -6.12



Detail Schedule of Securities Sold / Matured (Continued)

Base Currency: USD

Asset Number Transaction Date	Transaction Description	Portfolio Number	Trade Date Settle Date	Units/Par Price	Cash Received	Book Value Revalued Cost	Realized Gain(Loss) Book Value Revalued Cost
36241LX84 11/15/22	PRINCIPAL PAYDOWN 90,000 PAR VALUE @ 0.09816915 GOVERNMENT NATL MTG ASSN DTD 9/1/2011 3.50000% 9/15/2041 @ 0.09816915% PER SHARE POOL # 783403 REC DT: 10/31/2022 PAY DT: 11/15/2022 FED LONG TERM LOSS: 5.56	XXXXXXXXXX		90,000.0000 0.000	105.88	-111.44 -113.13	-5.56 -7.25
31307UZN1 11/15/22	PRINCIPAL PAYDOWN 10,000 PAR VALUE @ 0.33480455 FREDDIE MAC GOLD DTD 11/1/2017 3.00000% 11/1/2032 @ 0.33480455% PER SHARE POOL # J37949 REC DT: 10/31/2022 PAY DT: 11/15/2022 FED LONG TERM GAIN: 0.76	XXXXXXXXXX		10,000.0000 0.000	120.81	-120.05 -127.68	0.76 -6.87
31418DLN0 11/25/22	PRINCIPAL PAYDOWN 35,000 PAR VALUE @ 0.27580184 FANNIE MAE DTD 1/1/2020 3.50000% 1/1/2034 @ 0.27580184% PER SHARE POOL # MA3932 REC DT: 10/31/2022 PAY DT: 11/25/2022 FED LONG TERM LOSS: 11.51	XXXXXXXXXX		35,000.0000 0.000	257.73	-269.24 -271.64	-11.51 -13.91
3138EKFT7 11/25/22	PRINCIPAL PAYDOWN 15,000 PAR VALUE @ 0.08209617 FANNIE MAE DTD 12/1/2012 3.50000% 1/1/2028 @ 0.08209617% PER SHARE POOL # AL2877 REC DT: 10/31/2022 PAY DT: 11/25/2022 FED LONG TERM LOSS: 2.10	XXXXXXXXXX		15,000.0000 0.000	25.56	-27.66 -27.03	-2.10 -1.47



Detail Schedule of Securities Sold / Matured (Continued)

Base Currency: USD

Asset Number Transaction Date	Transaction Description	Portfolio Number	Trade Date Settle Date	Units/Par Price	Cash Received	Book Value Revalued Cost	Realized Gain(Loss) Book Value Revalued Cost
31418BCG9 11/25/22	PRINCIPAL PAYDOWN 25,000 PAR VALUE @ 0.17030055 FANNIE MAE DTD 3/1/2014 4.50000% 4/1/2034 @ 0.17030055% PER SHARE POOL # MA1870 REC DT: 10/31/2022 PAY DT: 11/25/2022 FED LONG TERM LOSS: 2.05	[REDACTED]		25,000.0000 0.000	25.71	-27.76 -27.97	-2.05 -2.26
31307EE67 12/15/22	PRINCIPAL PAYDOWN 65,000 PAR VALUE @ 0.1317312 FREDDIE MAC GOLD DTD 9/1/2013 3.50000% 9/1/2028 @ 0.1317312% PER SHARE POOL # J25557 REC DT: 11/30/2022 PAY DT: 12/15/2022 FED LONG TERM LOSS: 8.97	[REDACTED]		65,000.0000 0.000	170.18	-179.15 -181.05	-8.97 -10.87
3620A9P96 12/15/22	PRINCIPAL PAYDOWN 70,000 PAR VALUE @ 0.12715003 GOVERNMENT NATL MTG ASSN DTD 10/1/2009 5.00000% 10/15/2039 @ 0.12715003% PER SHARE POOL # 723248 REC DT: 11/30/2022 PAY DT: 12/15/2022 FED LONG TERM LOSS: 4.87	[REDACTED]		70,000.0000 0.000	41.47	-46.34 -48.05	-4.87 -6.58
36241LX84 12/15/22	PRINCIPAL PAYDOWN 90,000 PAR VALUE @ 0.09724352 GOVERNMENT NATL MTG ASSN DTD 9/1/2011 3.50000% 9/15/2041 @ 0.09724352% PER SHARE POOL # 783403 REC DT: 11/30/2022 PAY DT: 12/15/2022 FED LONG TERM LOSS: 4.37	[REDACTED]		90,000.0000 0.000	83.31	-87.68 -89.01	-4.37 -5.70



Detail Schedule of Securities Sold / Matured (Continued)

Base Currency: USD

Asset Number Transaction Date	Transaction Description	Portfolio Number	Trade Date Settle Date	Units/Par Price	Cash Received	Book Value Revalued Cost	Realized Gain(Loss) Book Value Revalued Cost
31307UZN1 12/15/22	PRINCIPAL PAYDOWN 10,000 PAR VALUE @ 0.33168908 FREDDIE MAC GOLD DTD 11/1/2017 3.00000% 11/1/2032 @ 0.33168908% PER SHARE POOL # J37949 REC DT: 11/30/2022 PAY DT: 12/15/2022 FED LONG TERM GAIN: 0.19	[REDACTED]		10,000.0000 0.000	31.15	-30.96 -32.93	0.19 -1.78
31418DLNO 12/27/22	PRINCIPAL PAYDOWN 35,000 PAR VALUE @ 0.27107292 FANNIE MAE DTD 1/1/2020 3.50000% 1/1/2034 @ 0.27107292% PER SHARE POOL # MA3932 REC DT: 11/30/2022 PAY DT: 12/25/2022 FED LONG TERM LOSS: 7.40	[REDACTED]		35,000.0000 0.000	165.51	-172.91 -174.45	-7.40 -8.94
3138EKFT7 12/27/22	PRINCIPAL PAYDOWN 15,000 PAR VALUE @ 0.08046459 FANNIE MAE DTD 12/1/2012 3.50000% 1/1/2028 @ 0.08046459% PER SHARE POOL # AL2877 REC DT: 11/30/2022 PAY DT: 12/25/2022 FED LONG TERM LOSS: 2.01	[REDACTED]		15,000.0000 0.000	24.47	-26.48 -25.87	-2.01 -1.40
31418BCG9 12/27/22	PRINCIPAL PAYDOWN 25,000 PAR VALUE @ 0.16928734 FANNIE MAE DTD 3/1/2014 4.50000% 4/1/2034 @ 0.16928734% PER SHARE POOL # MA1870 REC DT: 11/30/2022 PAY DT: 12/25/2022 FED LONG TERM LOSS: 2.01	[REDACTED]		25,000.0000 0.000	25.33	-27.34 -27.56	-2.01 -2.23



Detail Schedule of Securities Sold / Matured (Continued)

Base Currency: USD

Asset Number Transaction Date	Transaction Description	Portfolio Number	Trade Date Settle Date	Units/Par Price	Cash Received	Book Value Revalued Cost	Realized Gain(Loss) Book Value Revalued Cost
Total Government Mortgage Back					13,656.38	-14,462.85	-806.47
						-14,706.53	-1,050.15
Treasuries							
91282CCU3 01/19/22	SOLD 15,000 PAR VALUE UNITED STATES TREAS NTS DTD 8/31/2021 0.12500% 8/31/2023 TRADE 01/19/2022 SETTLE 01/21/2022 15,000 UNITS @ 98.703125 FED LONG TERM LOSS: 149.04	XXXXXXXXXX	01/19/22 01/21/22	-15,000.0000 98.703	14,805.47	-14,954.51 -14,868.15	-149.04 -62.68
91282CBC4 02/10/22	SOLD 40,000 PAR VALUE UNITED STATES TREAS NTS DTD 12/31/2020 0.37500% 12/31/2025 TRADE 02/10/2022 SETTLE 02/14/2022 40,000 UNITS @ 94.933594 FED LONG TERM LOSS: 1,158.63	XXXXXXXXXX	02/10/22 02/14/22	-40,000.0000 94.934	37,973.44	-39,132.07 -38,715.41	-1,158.63 -741.97
912828N30 02/15/22	SOLD 30,000 PAR VALUE UNITED STATES TREAS NTS DTD 12/31/2015 2.12500% 12/31/2022 TRADE 02/15/2022 SETTLE 02/17/2022 30,000 UNITS @ 100.890625 FED LONG TERM LOSS: 330.21	XXXXXXXXXX	02/15/22 02/17/22	-30,000.0000 100.891	30,267.19	-30,597.40 -30,498.00	-330.21 -230.81
91282CDV0 02/24/22	SOLD 20,000 PAR VALUE UNITED STATES TREAS NTS DTD 1/31/2022 0.87500% 1/31/2024 TRADE 02/24/2022 SETTLE 02/25/2022 20,000 UNITS @ 98.84375 FED LONG TERM LOSS: 124.22	XXXXXXXXXX	02/24/22 02/25/22	-20,000.0000 98.844	19,768.75	-19,892.97 -19,892.97	-124.22 -124.22



Detail Schedule of Securities Sold / Matured (Continued)

Base Currency: USD

Asset Number Transaction Date	Transaction Description	Portfolio Number	Trade Date Settle Date	Units/Par Price	Cash Received	Book Value Revalued Cost	Realized Gain(Loss) Book Value Revalued Cost
91282CCU3 03/03/22	SOLD 40,000 PAR VALUE UNITED STATES TREAS NTS DTD 8/31/2021 0.12500% 8/31/2023 TRADE 03/03/2022 SETTLE 03/04/2022 40,000 UNITS @ 98.12890625 FED LONG TERM LOSS: 627.12	XXXXXXXXXX	03/03/22 03/04/22	-40,000.0000 98.129	39,251.56	-39,878.68 -39,648.40	-627.12 -396.84
91282CBC4 03/10/22	SOLD 35,000 PAR VALUE UNITED STATES TREAS NTS DTD 12/31/2020 0.37500% 12/31/2025 TRADE 03/10/2022 SETTLE 03/14/2022 35,000 UNITS @ 94.3046875 FED LONG TERM LOSS: 1,233.92	XXXXXXXXXX	03/10/22 03/14/22	-35,000.0000 94.305	33,006.64	-34,240.56 -33,875.98	-1,233.92 -869.34
912828N30 03/17/22	SOLD 20,000 PAR VALUE UNITED STATES TREAS NTS DTD 12/31/2015 2.12500% 12/31/2022 TRADE 03/17/2022 SETTLE 03/21/2022 20,000 UNITS @ 100.7109375 FED LONG TERM LOSS: 256.08	XXXXXXXXXX	03/17/22 03/21/22	-20,000.0000 100.711	20,142.19	-20,398.27 -20,332.00	-256.08 -189.81
912828N30 06/30/22	SOLD 80,000 PAR VALUE UNITED STATES TREAS NTS DTD 12/31/2015 2.12500% 12/31/2022 TRADE 06/30/2022 SETTLE 07/01/2022 80,000 UNITS @ 99.80859375 FED LONG TERM LOSS: 1,581.63	XXXXXXXXXX	06/30/22 07/01/22	-80,000.0000 99.809	79,846.88	-81,428.51 -81,200.09	-1,581.63 -1,353.21



Detail Schedule of Securities Sold / Matured (Continued)

Base Currency: USD

Asset Number Transaction Date	Transaction Description	Portfolio Number	Trade Date Settle Date	Units/Par Price	Cash Received	Book Value Revalued Cost	Realized Gain(Loss) Book Value Revalued Cost
91282CBC4 07/19/22	SOLD 40,000 PAR VALUE UNITED STATES TREAS NTS DTD 12/31/2020 0.37500% 12/31/2025 TRADE 07/19/2022 SETTLE 07/21/2022 40,000 UNITS @ 90.7226562 FED LONG TERM LOSS: 1,824.30	[REDACTED]	07/19/22 07/21/22	-40,000.0000 90.723	36,289.06	-38,113.36 -37,855.87	-1,824.30 -1,566.81
912828N30 09/27/22	SOLD 130,000 PAR VALUE UNITED STATES TREAS NTS DTD 12/31/2015 2.12500% 12/31/2022 TRADE 09/27/2022 SETTLE 09/28/2022 130,000 UNITS @ 99.6679688 FED LONG TERM LOSS: 2,752.96	[REDACTED]	09/27/22 09/28/22	-130,000.0000 99.668	129,568.36	-132,321.32 -131,950.15	-2,752.96 -2,381.79
912828N30 09/30/22	SOLD 25,000 PAR VALUE UNITED STATES TREAS NTS DTD 12/31/2015 2.12500% 12/31/2022 TRADE 09/30/2022 SETTLE 10/03/2022 25,000 UNITS @ 99.7109375 FED LONG TERM LOSS: 518.68	[REDACTED]	09/30/22 10/03/22	-25,000.0000 99.711	24,927.73	-25,446.41 -25,375.03	-518.68 -447.30
91282CCU3 10/27/22	SALE CASH SETTLEMENT 135,000 PAR VALUE UNITED STATES TREAS NTS DTD 8/31/2021 0.12500% 8/31/2023 TRADE 10/27/2022 SETTLE 10/27/2022 135,000 UNITS @ 96.4101562 FED LONG TERM LOSS: 4,262.90	[REDACTED]	10/27/22 10/27/22	-135,000.0000 96.410	130,153.71	-134,416.61 -133,669.13	-4,262.90 -3,515.42



Detail Schedule of Securities Sold / Matured (Continued)

Base Currency: USD

Asset Number Transaction Date	Transaction Description	Portfolio Number	Trade Date Settle Date	Units/Par Price	Cash Received	Book Value Revalued Cost	Realized Gain(Loss) Book Value Revalued Cost
912828N30 11/07/22	SOLD 75,000 PAR VALUE UNITED STATES TREAS NTS DTD 12/31/2015 2.12500% 12/31/2022 TRADE 11/07/2022 SETTLE 11/08/2022 75,000 UNITS @ 99.69530666 FED LONG TERM LOSS: 1,567.75	XXXXXXXXXX	11/07/22 11/08/22	-75,000.0000 99.695	74,771.48	-76,339.23 -76,125.09	-1,567.75 -1,353.61
912828N30 11/23/22	SOLD 120,000 PAR VALUE UNITED STATES TREAS NTS DTD 12/31/2015 2.12500% 12/31/2022 TRADE 11/23/2022 SETTLE 11/25/2022 120,000 UNITS @ 99.7773438 FED LONG TERM LOSS: 2,409.95	XXXXXXXXXX	11/23/22 11/25/22	-120,000.0000 99.777	119,732.81	-122,142.76 -121,800.14	-2,409.95 -2,067.33
91282CCU3 12/06/22	SOLD 50,000 PAR VALUE UNITED STATES TREAS NTS DTD 8/31/2021 0.12500% 8/31/2023 TRADE 12/06/2022 SETTLE 12/07/2022 50,000 UNITS @ 96.7460938 FED LONG TERM LOSS: 1,410.88	XXXXXXXXXX	12/06/22 12/07/22	-50,000.0000 96.746	48,373.05	-49,783.93 -49,507.08	-1,410.88 -1,134.03
912828N30 12/06/22	SOLD 40,000 PAR VALUE UNITED STATES TREAS NTS DTD 12/31/2015 2.12500% 12/31/2022 TRADE 12/06/2022 SETTLE 12/07/2022 40,000 UNITS @ 99.859375 FED LONG TERM LOSS: 770.50	XXXXXXXXXX	12/06/22 12/07/22	-40,000.0000 99.859	39,943.75	-40,714.25 -40,600.04	-770.50 -656.29



Detail Schedule of Securities Sold / Matured (Continued)

Base Currency: USD

Asset Number Transaction Date	Transaction Description	Portfolio Number	Trade Date Settle Date	Units/Par Price	Cash Received	Book Value Revalued Cost	Realized Gain(Loss) Book Value Revalued Cost
91282CBC4 12/09/22	SOLD 45,000 PAR VALUE UNITED STATES TREAS NTS DTD 12/31/2020 0.37500% 12/31/2025 TRADE 12/09/2022 SETTLE 12/12/2022 45,000 UNITS @ 89.7265625 FED LONG TERM LOSS: 2,500.58	[REDACTED]	12/09/22 12/12/22	-45,000.0000 89.727	40,376.95	-42,877.53 -42,587.85	-2,500.58 -2,210.90
91282CCU3 12/21/22	SOLD 105,000 PAR VALUE UNITED STATES TREAS NTS DTD 8/31/2021 0.12500% 8/31/2023 TRADE 12/21/2022 SETTLE 12/23/2022 105,000 UNITS @ 97.0234375 FED LONG TERM LOSS: 2,671.64	[REDACTED]	12/21/22 12/23/22	-105,000.0000 97.023	101,874.61	-104,546.25 -103,964.88	-2,671.64 -2,090.27
Total Treasuries					1,021,073.63	-1,047,224.62 -1,042,466.26	-26,150.99 -21,392.63
Non-US Corporate Bonds							
80281LAF2 01/10/22	FULL REDEMPTION 15,000 PAR VALUE @ 1 SANTANDER UK GROUP HOLDINGS PLC DTD 1/10/2017 3.57100% 1/10/2023 REGISTERED IN DTC FED LONG TERM LOSS: 248.55	[REDACTED]		-15,000.0000 0.000	15,000.00	-15,248.55 -15,006.30	-248.55 -6.30
82481LAC3 03/24/22	PARTIAL REDEMPTION 24,000 PAR VALUE @ 1.01001 SHIRE ACQUISITIONS INVTS IRELAND DAC DTD 9/23/2016 2.87500% 9/23/2023 FED LONG TERM LOSS: 246.24	[REDACTED]		-24,000.0000 0.000	24,240.24	-24,486.48 -24,683.52	-246.24 -443.28



Detail Schedule of Securities Sold / Matured (Continued)

Base Currency: USD

Asset Number Transaction Date	Transaction Description	Portfolio Number	Trade Date Settle Date	Units/Par Price	Cash Received	Book Value Revalued Cost	Realized Gain(Loss) Book Value Revalued Cost
456837AG8 03/29/22	MATURITY 30,000 PAR VALUE @ 1 ING GROEP N V DTD 3/29/2017 3.15000% 3/29/2022 REGISTERED IN DTC FED LONG TERM GAIN: 29.70	[REDACTED]		-30,000.0000 0.000	30,000.00	-29,970.30 -30,196.20	29.70 -196.20
62954HBE7 06/08/22	SOLD 45,000 PAR VALUE NXP B V / NXP FUNDING LLC DTD 5/16/2022 4.40000% 6/1/2027 TRADE 06/08/2022 SETTLE 06/10/2022 45,000 UNITS @ 99.554 FED LONG TERM LOSS: 131.40	[REDACTED]	06/08/22 06/10/22	-45,000.0000 99.554	44,799.30	-44,930.70 -44,930.70	-131.40 -131.40
500769HJ6 06/15/22	MATURITY 15,000 PAR VALUE @ 1 KREDITANSTALT FUR WIEDERAUFBAU DTD 4/12/2017 2.12500% 6/15/2022 REGISTERED IN DTC FED LONG TERM GAIN: 17.25	[REDACTED]		-15,000.0000 0.000	15,000.00	-14,982.75 -15,118.95	17.25 -118.95
13645RBD5 11/18/22	SOLD 5,000 PAR VALUE CANADIAN PACIFIC RAILWAY CO DTD 12/2/2021 1.35000% 12/2/2024 TRADE 11/18/2022 SETTLE 11/22/2022 5,000 UNITS @ 92.689 FED LONG TERM LOSS: 358.95	[REDACTED]	11/18/22 11/22/22	-5,000.0000 92.689	4,634.45	-4,993.40 -5,006.00	-358.95 -371.55
Total Non-US Corporate Bonds					133,673.99	-134,612.18 -134,941.67	-938.19 -1,267.68
Non-US Other Fixed Income							



Detail Schedule of Securities Sold / Matured (Continued)

Base Currency: USD

Asset Number Transaction Date	Transaction Description	Portfolio Number	Trade Date Settle Date	Units/Par Price	Cash Received	Book Value Revalued Cost	Realized Gain(Loss) Book Value Revalued Cost
748149AM3 01/31/22	MATURITY 10,000 PAR VALUE @ 1 PROVINCE OF QUEBEC DTD 1/31/2017 2.37500% 1/31/2022 REGISTERED IN DTC FED LONG TERM GAIN: 8.90	[REDACTED]		-10,000.0000 0.000	10,000.00	-9,991.10 -10,014.90	8.90 -14.90
298785HK5 06/15/22	MATURITY 15,000 PAR VALUE @ 1 EUROPEAN INVESTMENT BANK DTD 3/14/2017 2.37500% 6/15/2022 REGISTERED IN DTC FED LONG TERM GAIN: 29.10	[REDACTED]		-15,000.0000 0.000	15,000.00	-14,970.90 -15,139.80	29.10 -139.80
Total Non-US Other Fixed Income					25,000.00	-24,962.00 -25,154.70	38.00 -154.70
Total Fixed Income					2,955,868.15	-3,017,109.55 -3,013,513.55	-61,241.40 -57,645.40
Real Assets							
Common/Collective Funds							
998161723 12/30/22	FUND SALE 0.1323 UNIT ARA CORE PROPERTY FUND TRADE 12/30/2022 SETTLE 12/30/2022 FED LONG TERM GAIN: 4,249.69	[REDACTED]	12/30/22 12/30/22	-0.1323 151,171.580	20,000.00	-15,750.31 -19,063.11	4,249.69 936.89
Total Common/Collective Funds					20,000.00	-15,750.31 -19,063.11	4,249.69 936.89
Total Real Assets					20,000.00	-15,750.31 -19,063.11	4,249.69 936.89
Cash and Cash Equivalents							
Money Market Funds							





Account Statement

TEAMSTERS LOC 73 PENSION CONSOL [REDACTED]

January 01, 2022 - December 31, 2022

Detail Schedule of Securities Sold / Matured (Continued)

Base Currency: USD

Asset Number Transaction Date	Transaction Description	Portfolio Number	Trade Date Settle Date	Units/Par Price	Cash Received	Book Value Revalued Cost	Realized Gain(Loss) Book Value Revalued Cost
3140000V3 Various	SWEEP REDEMPTION CONSOLIDATED STATEMENT OF ACTIVITY -1,576,826.0000 UNITS FEDERATED GOVERNMENT OBLIGATIONS	[REDACTED]	Various Various	-1,576,826.0000 0.000	1,576,826.00	-1,576,826.00 -1,576,826.00	0.00 0.00
3140000V3 Various	SWEEP REDEMPTION CONSOLIDATED STATEMENT OF ACTIVITY -1,707,018.6700 UNITS FEDERATED GOVERNMENT OBLIGATIONS	[REDACTED]	Various Various	-1,707,018.6700 0.000	1,707,018.67	-1,707,018.67 -1,707,018.67	0.00 0.00
Total Money Market Funds					3,283,844.67	-3,283,844.67	0.00
Total Cash and Cash Equivalents					3,283,844.67	-3,283,844.67	0.00
Total Assets Sold/Matured					\$7,397,712.82	\$-6,916,090.62 \$-7,619,621.46	\$481,622.20 \$-221,908.64

The amounts displayed in the Transaction Detail are for informational purposes only and should not be used for tax reporting purposes. other alternative securities may not be accurately reflected and may be subject to change. Please refer to the disclosure listed in the back of the statement for more detail about limited partnerships and alternative holdings.

Gain/loss information reported for limited partnerships and/or





Account Statement

TEAMSTERS LOC 73 PENSION CONSOL [REDACTED]

January 01, 2022 - December 31, 2022

Schedule of Pending Activity

Base Currency: USD

Asset Number	Transaction Description	Portfolio Number	Trade Date Settle Date	Units/Par	Price	Income Cash	Principal Cash
--------------	-------------------------	------------------	---------------------------	-----------	-------	-------------	----------------





Account Statement

TEAMSTERS LOC 73 PENSION CONSOL [REDACTED]
January 01, 2022 - December 31, 2022

Detail Schedule of Other Asset Changes

Base Currency: USD

Transaction Date	Transaction Description	Portfolio Number	Asset Number	Units/Par	Receipt / Distribution Value	Book Value Revalued Cost	Realized Gain(Loss)
							Book Value Revalued Cost
Other Asset Changes					\$0.00	\$0.00	\$0.00
						\$0.00	\$0.00





Account Statement

TEAMSTERS LOC 73 PENSION CONSOL [REDACTED]

January 01, 2022 - December 31, 2022

Broker Commission Summary

No Activity this Period



Account Statement Disclosures

Investment in Non-Proprietary Mutual Funds

Your account (the "Account") may be invested in mutual funds for which neither KeyBank National Association nor any of its affiliates or subsidiaries ("Key") serves as an investment adviser, fund manager, or distributor. The bank or its affiliates may provide shareholder servicing, record-keeping, custodial, sub-transfer agent and/or communication services with respect to these mutual fund investments. Where permitted by agreement and by applicable law, Key may receive reasonable compensation for these services with respect to the Accounts mutual fund investments. The total compensation paid to Key for these services will not exceed an annual rate of 25 basis points (.25%), multiplied by the value of the Accounts investment in a particular mutual fund. This compensation is paid to Key by the mutual fund and/or its service providers and is in addition to the regular fees for the Account. Currently, Key is paid a rate of up to 20 basis points (.20%) of the Account's investments in mutual funds sponsored by Federated Investors, Inc. or its affiliates ("Federated"). Actual compensation may vary based upon total investments by Key accounts with Federated. Prospectuses for mutual funds in which the Account invests are available upon request.

Investment and insurance products are: NOT FDIC INSURED* NOT BANK GUARANTEED* MAY LOSE VALUE* NOT A DEPOSIT* NOT INSURED BY ANY FEDERAL OR STATE GOVERNMENT AGENCY.

Market Value

For securities traded on a major exchange, market values are priced as of the statement date as provided by various pricing services. The method and frequency of pricing assets not traded on a major exchange varies depending on the type of asset; therefore, the price shown on your statement may not be a current value as of the statement date.

Holdings – Unknown Values

Holdings that contain an Acquisition Date of 02/22/79 and a Book Value/Tax Cost of \$1.01 indicate "Unknown" values.

Realized Gain/Loss Reporting for Limited Partnerships and Alternative Holdings

KeyBank estimates the realized gain/loss for limited partnerships and alternative assets on statements. Actual taxable realized gain/loss and income on these assets may vary from what is reported on KeyBank statements.

Transaction Schedules - Tax Cost

The "Tax Cost" column includes the adjusted basis of both the principal and income assets for each transaction description. For the tax cost of any individual asset, refer to the "Principal Asset Detail" or the "Income Asset Detail".

Fair Value Measurements and Disclosures

ASC 820, Fair Value Measurements and Disclosures, specifies how a "reporting entity" (as defined in this guidance) is to report assets and liabilities on its financial statements. KeyBank National Association ("Key") is not a reporting entity for your account.

ASC 820 contains specific requirements including the assignment of a level and valuation of assets and liabilities reported at fair value on financial statements. Key will, on an informational basis, provide fair value hierarchy information on a default level matrix, (the "Fair Value Hierarchy Default Level Matrix"). A fair value hierarchy level is assigned on a summary basis and does not take into consideration individual valuation approaches on an entity specific basis. In addition, it is important to note that Key's Fair Value Hierarchy Default Level Matrix does not consider price when assigning a level to assets/liabilities.

To the extent that you are a "reporting entity" that incorporates or otherwise uses all or a portion of information found on the Fair Value Hierarchy Default Level Matrix in the preparation of statements in compliance with ASC 820, you should consider the procedures, practices and/or policies utilized by Key. You should also consider Key's relevant SOC 1 Report in connection with any judgments or certifications made with respect to ASC 820 compliant statements. It is ultimately the responsibility of the reporting entity to assign a level to the individual assets and liabilities that it holds. Note in particular, that under Key's procedures, client and/or portfolio managers have responsibility as to an asset's appropriate fair value hierarchy level.

If any information is based on evaluations supplied by a pricing service, please review the information and disclosures concerning the reliance on that information published by the pricing service.

Key does not provide accounting advice to its clients. Key makes no warranties whatsoever, either express or implied, as to merchantability, fitness for a particular purpose, or any other matter. Without limiting the foregoing, Key makes no representation or warranty that any data or information (including but not limited to the Fair Value Hierarchy Default Level Matrix) supplied to or by it are complete or free from errors, omissions, or defects.



Teamsters Local Union No. 73 Pension Plan
Application for Special Financial Assistance
EIN 51-0149915 / PN 001

Below is an explanation of how we treated the results of the death audit for the Plan's full participant census as of January 1, 2022 (the SFA census date). PBGC provided us these results on October 24, 2023. There were 57 matches in the results.

Question: How many matches had reported dates of death before the SFA census date?

Answer: Of the 57 matches, 21 had reported dates of death before the SFA census date.

Question: Of those, how many were determined to not match plan records (i.e., the name and date of birth from the death audit did not match plan records)?

Answer: 16 of these 21 did not have a date of birth or name matching the Plan's records, and so were not removed.

Question: Of those, How many were determined to actually be alive (i.e., there has been some contact with the participant after the reported date of death, or employment history would indicate that the participant worked after the reported date of death)?

Answer: Of the remaining 5 participants, one had contact with the Plan since January 1, 2022 and was not removed. The remaining four were confirmed deceased and were removed from the census.

Certified by:



Paul B. Dunlap, FSA, EA, MAAA
Horizon Actuarial Services, LLC
8601 Georgia Avenue, Suite 700
Silver Spring, MD 20910

Phone Number: (240) 247-4600
Enrollment Number: 23-07966
Date: November 1, 2023

This document goes into effect August 8, 2022. Any applications filed before then would be under

TEMPLATE 4A

v20220701p

SFA Determination - under the "basic method" for all plans, and under the "increasing assets method" for MPRA plans

File name: *Template 4A Plan Name*, where "Plan Name" is an abbreviated version of the plan name.

If submitting additional information due to a merger under § 4262.4(f)(1)(ii): *Template 4A Plan Name Merged*, where "Plan Name Merged" is an abbreviated version of the plan name for the separate plan involved in the merger.

If submitting additional information due to certain events with limitations under § 4262.4(f)(1)(i): *Template 4A Plan Name Add*, where "Plan Name" is an abbreviated version of the plan name.

If submitting a supplemented application under § 4262.4(g)(6): *Template 4A Supp Plan Name*, where "Plan Name" is an abbreviated version of the plan name.

Instructions for Section C, Item (4) of the Instructions for Filing Requirements for Multiemployer Plans Applying for Special Financial Assistance:

IFR filers submitting a supplemented application should see Addendum C for more information.

MPRA plans using the "increasing assets method" should see Addendum D for more information.

For all plans, provide information used to determine the amount of SFA under the "basic method" described in § 4262.4(a)(1).

For MPRA plans, also provide information used to determine the amount of SFA under the "increasing assets method" described in § 4262.4(a)(2)(i).

The information to be provided is:

NOTE: All items below are provided on Sheet '4A-4 SFA Details .4(a)(1)' unless otherwise indicated.

- a. The amount of SFA calculated using the "basic method", determined as a lump sum as of the SFA measurement date.
- b. Non-SFA interest rate required under § 4262.4(e)(1) of PBGC's SFA regulation, including supporting details on how it was determined.
[Sheet: 4A-1 Interest Rates]
- c. SFA interest rate required under § 4262.4(e)(2) of PBGC's SFA regulation, including supporting details on how it was determined.
[Sheet: 4A-1 Interest Rates]

- d. Fair market value of assets as of the SFA measurement date. This amount should include any assets at the SFA measurement date attributable to financial assistance received by the plan under section 4261 of ERISA, but should not reflect a payable for amounts owed to PBGC for all amounts of such financial assistance received by the plan.

- e. For each plan year in the period beginning on the SFA measurement date and ending on the last day of the last plan year ending in 2051 (the "SFA coverage period"):
- i. Separately identify the projected amount of contributions, projected withdrawal liability payments reflecting a reasonable allowance for amounts considered uncollectible, and other payments expected to be made to the plan (excluding the amount of financial assistance under section 4261 of ERISA and SFA to be received by the plan).
 - ii. Identify the benefit payments described in § 4262.4(b)(1) (including any benefits that were restored under 26 CFR 1.432(e)(9)-(1)(e)(3) and excluding the payments in e.iii. below), separately for current retirees and beneficiaries, current terminated vested participants not yet in pay status, current active participants, and new entrants.
[Sheet: 4A-2 SFA Ben Pmts]

Identify total benefit payments paid and expected to be paid from projected SFA assets separately from total benefit payments paid and expected to be paid from non-SFA assets after the projected SFA assets are fully exhausted.
 - iii. Separately identify the make-up payments described in § 4262.4(b)(1) attributable to the reinstatement of benefits under § 4262.15 that were previously suspended through the SFA measurement date.
[Also see applicable examples in Section C, Item (4)e.iii. of the SFA instructions.]
 - iv. Separately identify administrative expenses paid and expected to be paid (excluding the amount owed PBGC under section 4261 of ERISA) for premiums to PBGC and for all other administrative expenses.
[Sheet: 4A-3 SFA Pcount and Admin Exp]

Identify total administrative expenses paid and expected to be paid from projected SFA assets separately from total administrative expenses paid and expected to be paid from non-SFA assets after the projected SFA assets are fully exhausted.
 - v. Provide the projected total participant count at the beginning of each year.
[Sheet: 4A-3 SFA Pcount and Admin Exp]
 - vi. Provide the projected investment income earned by assets not attributable to SFA based on the non-SFA interest rate in b. above and the projected fair market value of non-SFA assets at the end of each plan year.
 - vii. Provide the projected investment income earned by assets attributable to SFA based on the SFA interest rate in c. above (excluding investment returns for the plan year in which the sum of annual projected benefit payments and administrative expenses for the year exceeds the beginning-of-year projected SFA assets) and the projected fair market value of SFA assets at the end of each plan year.
- f. The projected SFA exhaustion year. This is the first day of the plan year in which the sum of annual projected benefit payments and administrative expenses for the year exceeds the beginning-of-year projected SFA assets. Note this date is only required for the calculation method under which the requested amount of SFA is determined.

Additional instructions for each individual worksheet:

Sheet

4A-1 SFA Determination - non-SFA Interest Rate and SFA Interest Rate

See instructions on 4A-1 Interest Rates.

4A-2 SFA Determination - Benefit Payments for the "basic method" for all plans, and for the "increasing assets method" for MRPA plans

This sheet is not required for an IFR filer submitting a supplemented application under § 4262.4(g)(6) if the total projected benefit payments are the same as those used in the application approved under the interim final rule.

On this sheet, you will provide:

- Basic plan information (plan name, EIN/PN, SFA measurement date), and
- Year-by-year deterministic projection of benefit payments.

For each plan year in the period beginning on the SFA measurement date and ending on the last day of the last plan year ending in 2051 (the "SFA coverage period"), identify benefit payments described in § 4262.4(b)(1) for current retirees and beneficiaries, current terminated vested participants not yet in pay status, currently active participants, and new entrants. On this Sheet 4A-2, show all benefit payments as positive amounts.

If the plan has suspended benefit payments under sections 305(e)(9) or 4245(a) of ERISA, the benefit payments in this Sheet 4A-2 projection should reflect prospective reinstatement of benefits assuming such reinstatements commence as of the SFA measurement date. If the plan restored or partially restored benefits under 26 CFR 1.432(e)(9)-1(e)(3) before the SFA measurement date, the benefit payments in this Sheet 4A-2 should reflect fully restored prospective benefits.

Make-up payments to be paid to restore previously suspended benefits should not be included in this Sheet 4A-2, and are separately shown in Sheet 4A-4.

Except for the first row in the projection exhibit, each row must include the full plan year of the indicated information up to the plan year ending in 2051. The first row in the projection period is for the period beginning on the SFA measurement date and ending on the last day of the plan year containing the SFA measurement date, so the first row may contain less than a full plan year of information. For all other periods, provide the full plan year of information up to the plan year ending in 2051.

4A-3 SFA Determination - Participant Count and Administrative Expenses for the "basic method" for all plans, and for the "increasing assets method" for MPRA plans

This sheet is not required for an IFR filer submitting a supplemented application under § 4262.4(g)(6).

On this sheet, you will provide:

- Basic plan information (plan name, EIN/PN, SFA measurement date), and
- Year-by-year deterministic projection of participant count and administrative expenses.

For each plan year in the period beginning on the SFA measurement date and ending on the last day of the last plan year ending in 2051 (the "SFA coverage period"), identify the projected total participant count at the beginning of each year, as well as administrative expenses, separately for premiums to PBGC and for all other administrative expenses. On this Sheet 4A-3, show all administrative expenses as positive amounts.

Any amounts owed to PBGC for financial assistance under section 4261 of ERISA should not be included in this Sheet 4A-3.

Except for the first row in the projection exhibit, each row must include the full plan year of the indicated information up to the plan year ending in 2051. The first row in the projection period is for the period beginning on the SFA measurement date and ending on the last day of the plan year containing the SFA measurement date, so the first row may contain less than a full plan year of information. For all other periods, provide the full plan year of information up to the plan year ending in 2051.

4A-4 SFA Determination - Details for the "basic method" under § 4262.4(a)(1) for all plans

On this sheet, you will provide:

- Basic plan information (plan name, EIN/PN, SFA measurement date, non-SFA interest rate, SFA interest rate),
- MPRA plan status and, if applicable, certain MPRA information,
- Fair Market Value of Assets as of the SFA measurement date,
- SFA Amount as of the SFA measurement date calculated under the "basic method",
- Projected SFA exhaustion year (only if the requested amount of SFA is determined under the "basic method"), and
- Year-by-year deterministic projection.

For each plan year in the period beginning on the SFA measurement date and ending on the last day of the last plan year ending in 2051 (the "SFA coverage period"), provide each of the items requested in Columns (1) through (12). Show payments INTO the plan as positive amounts and payments OUT of the plan as negative amounts.

If the plan has suspended benefit payments under sections 305(e)(9) or 4245(a) of ERISA, Column (5) should show the make-up payments to be paid to restore the previously suspended benefits. These amounts should be determined as if such make-up payments are paid beginning as of the SFA measurement date. If the plan sponsor elects to pay these amounts as a lump sum, then the lump sum amount is assumed paid as of the SFA measurement date. If the plan sponsor elects to pay equal installments over 60 months, the first monthly payment is assumed paid on the first regular payment date on or after the SFA measurement date. See the examples in the SFA Instructions. If the make-up payments are paid over 60 months, each row in the projection should reflect the monthly payments for that period. The prospective reinstatement of suspended benefits is included in Column (4); Column (5) is only for make-up payments for past benefits that were suspended.

Except for the first row in the projection exhibit, each row must include the full plan year of the indicated information up to the plan year ending in 2051. The first row in the projection period is for the period beginning on the SFA measurement date and ending on the last day of the plan year containing the SFA measurement date, so the first row may contain less than a full plan year of information. For all other periods, provide the full plan year of information up to the plan year ending in 2051.

4A-5 SFA Determination - Details for the "increasing assets method" under § 4262.4(a)(2)(i) for MPRA plans

This sheet is to only be used by MPRA plans. For such plans, this sheet should be completed in addition to Sheet 4A-4.

On this sheet, you will provide:

- Basic plan information (plan name, EIN/PN, SFA measurement date, non-SFA interest rate, SFA interest rate),
- MPRA plan status, and if applicable, certain MPRA information,
- Fair Market Value of Assets as of the SFA measurement date,
- SFA Amount as of the SFA measurement date calculated under the "increasing assets method",
- Projected SFA exhaustion year (only if the requested amount of SFA is determined under the "increasing assets method"), and
- Year-by-year deterministic projection.

This sheet is identical to Sheet 4A-4, and the information in Columns (1) through (6) should be the same as that used in the "basic method" calculation in Sheet 4A-4. The SFA Amount as of the SFA Measurement Date will differ from that calculated in Sheet 4A-4, as it will be calculated in accordance with § 4262.4(a)(2)(i) as the lowest whole dollar amount (not less than \$0) for which, as of the last day of each plan year during the SFA coverage period, projected SFA assets and projected non-SFA assets are both greater than or equal to zero, and, as of the last day of the SFA coverage period, the sum of projected SFA assets and projected non-SFA assets is greater than the amount of such sum as of the last day of the immediately preceding plan year.

Version Updates (newest version at top)

Version	Date updated
v20220701p	07/01/2022

SFA Determination - non-SFA Interest Rate and SFA Interest Rate

Provide the non-SFA interest rate and SFA interest rate used, including supporting details on how they were determined.

PLAN INFORMATION

Abbreviated Plan Name:	Teamsters 73	
EIN:	51-0149915	
PN:	001	
Initial Application Date:	03/11/2023	
SFA Measurement Date:	12/31/2022	<p>For a plan other than a plan described in § 4262.4(g) (i.e., for a plan that has <u>not</u> filed an initial application under PBGC's interim final rule), the last day of the third calendar month immediately preceding the plan's initial application date.</p> <p>For a plan described in § 4262.4(g) (i.e., for a plan that filed an initial application prior to publication of the final rule), the last day of the calendar quarter immediately preceding the plan's initial application date.</p>
Last day of first plan year ending after the measurement date:	12/31/2023	

Non-SFA Interest Rate Used:	5.85%	Rate used in projection of non-SFA assets.
SFA Interest Rate Used:	3.77%	Rate used in projection of SFA assets.

Development of non-SFA interest rate and SFA interest rate:

Plan Interest Rate:	6.75%	Interest rate used for the funding standard account projections in the plan's most recently completed certification of plan status before 1/1/2021.
---------------------	-------	---

	Month Year	Corresponding ERISA Section 303(h)(2)(C)(i), (ii), and (iii) rates disregarding modifications made under clause (iv) of such section.			
		(i)	(ii)	(iii)	
Month in which plan's initial application is filed, and corresponding segment rates (leave (i), (ii), and (iii) blank if the IRS Notice for this month has not yet been issued):	March 2023	2.50%	3.83%	4.06%	<p>24-month average segment rates without regard to interest rate stabilization rules. These rates are issued by IRS each month. For example, the applicable segment rates for August 2021 are 1.13%, 2.70%, and 3.38%. Those rates were issued in IRS Notice 21-50 on August 16, 2021 (see page 2 of notice under the heading "24-Month Average Segment Rates Without 25-Year Average Adjustment").</p> <p>They are also available on IRS' Funding Yield Curve Segment Rate Tables web page (See Funding Table 3 under the heading "24-Month Average Segment Rates Not Adjusted").</p>
1 month preceding month in which plan's initial application is filed, and corresponding segment rates:	February 2023	2.31%	3.72%	4.00%	
2 months preceding month in which plan's initial application is filed, and corresponding segment rates:	January 2023	2.13%	3.62%	3.93%	
3 months preceding month in which plan's initial application is filed, and corresponding segment rates:	December 2022	1.95%	3.50%	3.85%	

Non-SFA Interest Rate Limit (lowest 3rd segment rate plus 200 basis points) :	5.85%	This amount is calculated based on the other information entered above.
Non-SFA Interest Rate Calculation (lesser of Plan Interest Rate and Non-SFA Interest Rate Limit):	5.85%	This amount is calculated based on the other information entered above.
Non-SFA Interest Rate Match Check:	Match	If the non-SFA Interest Rate Calculation is not equal to the non-SFA Interest Rate Used, provide explanation below.

SFA Interest Rate Limit (lowest average of the 3 segment rates plus 67 basis points) :	3.77%	This amount is calculated based on the other information entered.
SFA Interest Rate Calculation (lesser of Plan Interest Rate and SFA Interest Rate Limit):	3.77%	This amount is calculated based on the other information entered above.
SFA Interest Rate Match Check:	Match	If the SFA Interest Rate Calculation is not equal to the SFA Interest Rate Used, provide explanation below.

TEMPLATE 4A - Sheet 4A-2

v20220701p

SFA Determination - Benefit Payments for the "basic method" for all plans, and for the "increasing assets method" for MRPA plans

See Template 4A Instructions for Additional Instructions for Sheet 4A-2.

PLAN INFORMATION

Abbreviated Plan Name:	Teamsters 73	
EIN:	51-0149915	
PN:	001	
SFA Measurement Date:	12/31/2022	

On this Sheet, show all benefit payment amounts as positive amounts.

PROJECTED BENEFIT PAYMENTS for:

SFA Measurement Date / Plan Year Start Date	Plan Year End Date	Current Retirees and Beneficiaries in Pay Status	Current Terminated Vested Participants	Current Active Participants	New Entrants	Total
01/01/2023	12/31/2023	\$1,453,116	\$267,039	\$184,183	\$0	\$1,904,338
01/01/2024	12/31/2024	\$1,402,852	\$110,517	\$273,924	\$0	\$1,787,293
01/01/2025	12/31/2025	\$1,350,396	\$137,233	\$327,901	\$0	\$1,815,530
01/01/2026	12/31/2026	\$1,295,820	\$178,324	\$390,140	\$0	\$1,864,284
01/01/2027	12/31/2027	\$1,239,593	\$218,637	\$422,285	\$0	\$1,880,516
01/01/2028	12/31/2028	\$1,183,451	\$236,166	\$472,709	\$127	\$1,892,453
01/01/2029	12/31/2029	\$1,126,650	\$254,855	\$518,744	\$536	\$1,900,785
01/01/2030	12/31/2030	\$1,069,366	\$277,425	\$526,618	\$1,190	\$1,874,599
01/01/2031	12/31/2031	\$1,009,192	\$291,089	\$533,779	\$3,474	\$1,837,534
01/01/2032	12/31/2032	\$950,557	\$300,919	\$530,919	\$5,834	\$1,788,230
01/01/2033	12/31/2033	\$892,860	\$319,943	\$532,877	\$8,394	\$1,754,073
01/01/2034	12/31/2034	\$835,627	\$334,744	\$535,008	\$10,982	\$1,716,361
01/01/2035	12/31/2035	\$779,092	\$354,090	\$534,131	\$13,758	\$1,681,071
01/01/2036	12/31/2036	\$723,490	\$359,331	\$527,864	\$18,476	\$1,629,161
01/01/2037	12/31/2037	\$669,023	\$354,211	\$528,036	\$23,379	\$1,574,648
01/01/2038	12/31/2038	\$615,855	\$354,566	\$524,332	\$28,220	\$1,522,973
01/01/2039	12/31/2039	\$564,120	\$358,518	\$517,209	\$32,549	\$1,472,396
01/01/2040	12/31/2040	\$513,942	\$359,643	\$517,273	\$36,927	\$1,427,786
01/01/2041	12/31/2041	\$465,453	\$366,095	\$505,988	\$43,449	\$1,380,985
01/01/2042	12/31/2042	\$418,800	\$355,263	\$505,299	\$50,139	\$1,329,500
01/01/2043	12/31/2043	\$374,148	\$345,818	\$504,217	\$56,545	\$1,280,729
01/01/2044	12/31/2044	\$331,674	\$338,804	\$489,055	\$62,077	\$1,221,610
01/01/2045	12/31/2045	\$291,555	\$327,633	\$480,541	\$67,533	\$1,167,261
01/01/2046	12/31/2046	\$253,962	\$315,239	\$476,551	\$73,647	\$1,119,399
01/01/2047	12/31/2047	\$219,058	\$303,241	\$459,579	\$80,235	\$1,062,113
01/01/2048	12/31/2048	\$186,987	\$292,565	\$444,095	\$86,521	\$1,010,169
01/01/2049	12/31/2049	\$157,864	\$282,739	\$441,507	\$92,124	\$974,233
01/01/2050	12/31/2050	\$131,755	\$268,861	\$424,769	\$97,789	\$923,173
01/01/2051	12/31/2051	\$108,668	\$254,907	\$400,475	\$106,463	\$870,512

TEMPLATE 4A - Sheet 4A-3

v20220701p

SFA Determination - Participant Count and Administrative Expenses for the "basic method" for all plans, and for the "increasing assets method" for MPRA plans

See Template 4A Instructions for Additional Instructions for Sheet 4A-3.

PLAN INFORMATION

Abbreviated Plan Name:	Teamsters 73	
EIN:	51-0149915	
PN:	001	
SFA Measurement Date:	12/31/2022	

On this Sheet, show all administrative expense amounts as positive amounts.

PROJECTED ADMINISTRATIVE EXPENSES for:

SFA Measurement Date / Plan Year Start Date	Plan Year End Date	Total Participant Count at Beginning of Plan Year	PBGC Premiums	Other	Total
		N/A			
01/01/2023	12/31/2023	519	\$18,165	\$172,059	\$190,224
01/01/2024	12/31/2024	514	\$18,350	\$175,679	\$194,028
01/01/2025	12/31/2025	508	\$18,496	\$179,413	\$197,909
01/01/2026	12/31/2026	499	\$18,533	\$183,334	\$201,867
01/01/2027	12/31/2027	491	\$18,599	\$187,305	\$205,904
01/01/2028	12/31/2028	479	\$18,509	\$191,514	\$210,023
01/01/2029	12/31/2029	469	\$18,483	\$195,740	\$214,223
01/01/2030	12/31/2030	459	\$18,452	\$200,056	\$218,507
01/01/2031	12/31/2031	447	\$23,244	\$204,551	\$227,795
01/01/2032	12/31/2032	434	\$23,019	\$209,185	\$232,205
01/01/2033	12/31/2033	423	\$22,884	\$213,837	\$236,721
01/01/2034	12/31/2034	411	\$22,679	\$218,637	\$241,316
01/01/2035	12/31/2035	400	\$22,512	\$223,498	\$246,010
01/01/2036	12/31/2036	387	\$22,218	\$228,555	\$250,773
01/01/2037	12/31/2037	376	\$22,019	\$233,633	\$255,651
01/01/2038	12/31/2038	364	\$21,742	\$238,872	\$260,614
01/01/2039	12/31/2039	352	\$21,444	\$244,227	\$265,670
01/01/2040	12/31/2040	340	\$21,128	\$193,040	\$214,168
01/01/2041	12/31/2041	329	\$20,852	\$186,296	\$207,148
01/01/2042	12/31/2042	316	\$20,429	\$178,996	\$199,425
01/01/2043	12/31/2043	305	\$20,112	\$171,998	\$192,109
01/01/2044	12/31/2044	294	\$19,774	\$163,467	\$183,242
01/01/2045	12/31/2045	283	\$19,417	\$155,673	\$175,089
01/01/2046	12/31/2046	271	\$18,965	\$148,945	\$167,910
01/01/2047	12/31/2047	261	\$18,630	\$140,687	\$159,317
01/01/2048	12/31/2048	252	\$18,348	\$133,177	\$151,525
01/01/2049	12/31/2049	241	\$17,899	\$128,236	\$146,135
01/01/2050	12/31/2050	233	\$17,652	\$120,824	\$138,476
01/01/2051	12/31/2051	223	\$17,233	\$113,343	\$130,577

TEMPLATE 4A - Sheet 4A-4

SFA Determination - Details for the "basic method" under § 4262.4(a)(1) for all plans

See Template 4A Instructions for Additional Instructions for Sheet 4A-4.

PLAN INFORMATION

Abbreviated Plan Name:	Teamsters 73	
EIN:	51-0149915	
PN:	001	
MPRA Plan?	No	Meets the definition of a MPRA plan described in § 4262.4(a)(3)?
If a MPRA Plan, which method yields the greatest amount of SFA?		MPRA increasing assets method described in § 4262.4(a)(2)(i). MPRA present value method described in § 4262.4(a)(2)(ii).
SFA Measurement Date:	12/31/2022	
Fair Market Value of Assets as of the SFA Measurement Date:	\$17,572,311	
SFA Amount as of the SFA Measurement Date under the method calculated in this Sheet:	\$7,173,461	Per § 4262.4(a)(1), the lowest whole dollar amount (not less than \$0) for which, as of the last day of each plan year during the SFA coverage period, projected SFA assets and projected non-SFA assets are both greater than or equal to zero.
Projected SFA exhaustion year:	01/01/2026	Only required on this sheet if the requested amount of SFA is based on the "basic method". Plan Year Start Date of the plan year in which the sum of annual projected benefit payments and administrative expenses for the year exceeds the beginning-of-year projected SFA assets.
Non-SFA Interest Rate:	5.85%	
SFA Interest Rate:	3.77%	

On this Sheet, show payments INTO the plan as positive amounts, and payments OUT of the plan as negative amounts.

SFA Measurement Date / Plan Year Start Date	Plan Year End Date	(1)	(2)	(3)	(4)	(5)	(6)	(7)	(8)	(9)	(10)	(11)	(12)
		Contributions	Withdrawal Liability Payments	Other Payments to Plan (excluding financial assistance and SFA)	Benefit Payments (should match total from Sheet 4A-2)	Make-up Payments Attributable to Reinstatement of Benefits Measurement Date	Administrative Expenses (excluding amount owed PBGC under 4261 of ERISA; should match total from Sheet 4A-3)	Benefit Payments (from (4) and (5)) and Administrative Expenses (from (6)) Paid from SFA Assets	SFA Investment Income Based on SFA Interest Rate	Projected SFA Assets at End of Plan Year (prior year assets + (7) + (8))	Benefit Payments (from (4) and (5)) and Administrative Expenses (from (6)) Paid from Non-SFA Assets	Non-SFA Investment Income Based on Non-SFA Interest Rate	Projected Non-SFA Assets at End of Plan Year (prior year assets + (1) + (2) + (3) + (10) + (11))
01/01/2023	12/31/2023	\$169,110	\$0	\$0	(\$1,904,338)	\$0	(\$190,224)	(\$2,094,562)	\$230,957	\$5,309,856	\$0	\$1,032,927	\$18,774,348
01/01/2024	12/31/2024	\$164,036	\$0	\$0	(\$1,787,293)	\$0	(\$194,028)	(\$1,981,321)	\$162,834	\$3,491,369	\$0	\$1,103,097	\$20,041,481
01/01/2025	12/31/2025	\$159,115	\$0	\$0	(\$1,815,530)	\$0	(\$197,909)	(\$2,013,439)	\$93,671	\$1,571,601	\$0	\$1,177,081	\$21,377,677
01/01/2026	12/31/2026	\$154,342	\$0	\$0	(\$1,864,284)	\$0	(\$201,867)	(\$1,571,601)	\$0	\$0	(\$494,551)	\$1,240,643	\$22,278,111
01/01/2027	12/31/2027	\$149,712	\$0	\$0	(\$1,880,516)	\$0	(\$205,904)	\$0	\$0	\$0	(\$2,086,420)	\$1,246,621	\$21,588,024
01/01/2028	12/31/2028	\$145,220	\$0	\$0	(\$1,892,453)	\$0	(\$210,023)	\$0	\$0	\$0	(\$2,102,476)	\$1,205,650	\$20,836,418
01/01/2029	12/31/2029	\$140,864	\$0	\$0	(\$1,900,785)	\$0	(\$214,223)	\$0	\$0	\$0	(\$2,115,008)	\$1,161,187	\$20,023,461
01/01/2030	12/31/2030	\$136,638	\$0	\$0	(\$1,874,599)	\$0	(\$218,507)	\$0	\$0	\$0	(\$2,093,106)	\$1,114,146	\$19,181,139
01/01/2031	12/31/2031	\$132,539	\$0	\$0	(\$1,837,534)	\$0	(\$227,795)	\$0	\$0	\$0	(\$2,065,329)	\$1,065,563	\$18,313,912
01/01/2032	12/31/2032	\$128,562	\$0	\$0	(\$1,788,230)	\$0	(\$232,205)	\$0	\$0	\$0	(\$2,020,434)	\$1,016,027	\$17,438,067
01/01/2033	12/31/2033	\$127,277	\$0	\$0	(\$1,754,073)	\$0	(\$236,721)	\$0	\$0	\$0	(\$1,990,794)	\$965,619	\$16,540,168
01/01/2034	12/31/2034	\$126,004	\$0	\$0	(\$1,716,361)	\$0	(\$241,316)	\$0	\$0	\$0	(\$1,957,677)	\$914,023	\$15,622,519
01/01/2035	12/31/2035	\$124,744	\$0	\$0	(\$1,681,071)	\$0	(\$246,010)	\$0	\$0	\$0	(\$1,927,081)	\$861,199	\$14,681,380
01/01/2036	12/31/2036	\$123,497	\$0	\$0	(\$1,629,161)	\$0	(\$250,773)	\$0	\$0	\$0	(\$1,879,934)	\$807,485	\$13,732,428
01/01/2037	12/31/2037	\$122,262	\$0	\$0	(\$1,574,648)	\$0	(\$255,651)	\$0	\$0	\$0	(\$1,830,300)	\$753,387	\$12,777,777
01/01/2038	12/31/2038	\$121,039	\$0	\$0	(\$1,522,973)	\$0	(\$260,614)	\$0	\$0	\$0	(\$1,783,586)	\$698,870	\$11,814,100
01/01/2039	12/31/2039	\$119,829	\$0	\$0	(\$1,472,396)	\$0	(\$265,670)	\$0	\$0	\$0	(\$1,738,066)	\$643,791	\$10,839,654
01/01/2040	12/31/2040	\$118,630	\$0	\$0	(\$1,427,786)	\$0	(\$214,168)	\$0	\$0	\$0	(\$1,641,954)	\$589,563	\$9,905,893
01/01/2041	12/31/2041	\$117,444	\$0	\$0	(\$1,380,985)	\$0	(\$207,148)	\$0	\$0	\$0	(\$1,588,133)	\$536,477	\$8,971,681
01/01/2042	12/31/2042	\$116,270	\$0	\$0	(\$1,329,500)	\$0	(\$199,425)	\$0	\$0	\$0	(\$1,528,925)	\$483,523	\$8,042,549
01/01/2043	12/31/2043	\$115,107	\$0	\$0	(\$1,280,729)	\$0	(\$192,109)	\$0	\$0	\$0	(\$1,472,838)	\$430,776	\$7,115,594
01/01/2044	12/31/2044	\$113,956	\$0	\$0	(\$1,221,610)	\$0	(\$183,242)	\$0	\$0	\$0	(\$1,404,851)	\$378,504	\$6,203,203
01/01/2045	12/31/2045	\$112,816	\$0	\$0	(\$1,167,261)	\$0	(\$175,089)	\$0	\$0	\$0	(\$1,342,351)	\$326,923	\$5,300,591
01/01/2046	12/31/2046	\$111,688	\$0	\$0	(\$1,119,399)	\$0	(\$167,910)	\$0	\$0	\$0	(\$1,287,309)	\$275,698	\$4,400,668
01/01/2047	12/31/2047	\$110,571	\$0	\$0	(\$1,062,113)	\$0	(\$159,317)	\$0	\$0	\$0	(\$1,221,429)	\$224,946	\$3,514,756
01/01/2048	12/31/2048	\$109,465	\$0	\$0	(\$1,010,169)	\$0	(\$151,525)	\$0	\$0	\$0	(\$1,161,694)	\$174,836	\$2,637,363
01/01/2049	12/31/2049	\$108,371	\$0	\$0	(\$974,233)	\$0	(\$146,135)	\$0	\$0	\$0	(\$1,120,368)	\$124,685	\$1,750,050
01/01/2050	12/31/2050	\$107,287	\$0	\$0	(\$923,173)	\$0	(\$138,476)	\$0	\$0	\$0	(\$1,061,649)	\$74,463	\$870,151
01/01/2051	12/31/2051	\$106,214	\$0	\$0	(\$870,512)	\$0	(\$130,577)	\$0	\$0	\$0	(\$1,001,089)	\$24,729	\$5

This document goes into effect August 8, 2022. Any applications filed before then would be under

TEMPLATE 5A

v20220701p

Baseline - for non-MPRA plans using the "basic method", or for MPRA plans for which the requested amount of SFA is determined under the "increasing assets method"

File name: *Template 5A Plan Name*, where "Plan Name" is an abbreviated version of the plan name.

Instructions for Section C, Item (5) of the Instructions for Filing Requirements for Multiemployer Plans Applying for Special Financial Assistance:

This Template 5A is not required if all assumptions and methods used to determine the requested SFA amount are identical to those used in the most recent actuarial certification of plan status completed before 1/1/2021 ("pre-2021 certification of plan status"), except the non-SFA and SFA interest rates, and except any assumptions that were changed in accordance with Section III, Acceptable Assumption Changes in PBGC's SFA assumptions guidance (other than the acceptable assumption change for "missing" terminated vested participants described in Section III.E. of PBGC's SFA assumptions guidance).

Provide a separate deterministic projection ("Baseline") using the same calculation methodology used to determine the requested SFA amount, in the same format as Template 4A (Sheets 4A-2, 4A-3, and either 4A-4 or 4A-5) that shows the amount of SFA that would be determined if all underlying assumptions and methods used in the projection were the same as those used in the pre-2021 certification of plan status, except the plan's non-SFA interest rate and SFA interest rate, which should be the same as used in Template 4A (Sheet 4A-1).

For purposes of this Template 5A, any assumption change made in accordance with Section III, Acceptable Assumption Changes, in PBGC's SFA assumptions guidance should be reflected in this Baseline calculation of the SFA amount and supporting projection information, except that an assumption change for "missing" terminated vested participants described in Section III.E of PBGC's SFA assumptions guidance should not be reflected in the Baseline projections. See examples in the SFA instructions for Section C, Item (5).

Additional instructions for each individual worksheet:

Sheet

5A-1 Baseline - Benefit Payments for the "basic method", or for MPRA plans for which the requested amount of SFA is determined under the "increasing assets method"

See Template 4A instructions for Sheet 4A-2, except provide the benefit payment projection used to determine the Baseline SFA amount.

5A-2 Baseline - Participant Count and Administrative Expenses for the "basic method", or for MPRA plans for which the requested amount of SFA is determined under the "increasing assets method"

See Template 4A instructions for Sheet 4A-3, except provide the projected total participant count and administrative expense projection used to determine the Baseline SFA amount.

5A-3 Baseline - Details for the "basic method" under § 4262.4(a)(1) for non-MPRA plans, or for the "increasing assets method" under § 4262.4(a)(2)(i) for MPRA plans for which the requested amount of SFA is determined under that method

For non-MPRA plans, see Template 4A instructions for Sheet 4A-4, except provide the projection used to determine the Baseline SFA amount under the "basic method" described in § 4262.4(a)(1). Unlike Sheet 4A-4, it is not necessary to explicitly identify the projected SFA exhaustion year in Sheet 5A-3.

For MPRA plans for which the requested amount of SFA is determined under the "increasing assets method", see Template 4A instructions for Sheet 4A-5, except provide the projection used to determine the Baseline SFA amount under the "increasing assets method" described in § 4262.4(a)(2)(i). Unlike Sheet 4A-5, it is not necessary to identify the projected SFA exhaustion year in Sheet 5A-3.

Version Updates (newest version at top)

Version	Date updated
v20220701p	07/01/2022

TEMPLATE 5A - Sheet 5A-1

v20220701p

Baseline - Benefit Payments for the "basic method", or for MPRA plans for which the requested amount of SFA is determined under the "increasing assets method"

See Template 4A instructions for Sheet 4A-2, except provide the benefit payment projection used to determine the Baseline SFA amount.

PLAN INFORMATION

Abbreviated Plan Name:	Teamsters 73
EIN:	51-0149915
PN:	001
SFA Measurement Date:	12/31/2022

On this Sheet, show all benefit payment amounts as positive amounts.

SFA Measurement Date / Plan Year Start Date		PROJECTED BENEFIT PAYMENTS for:				
		Current Retirees and Beneficiaries in Pay Status	Current Terminated Vested Participants	Current Active Participants	New Entrants	Total
01/01/2023	12/31/2023	\$1,453,116	\$92,879	\$184,183	\$0	\$1,730,178
01/01/2024	12/31/2024	\$1,402,852	\$110,517	\$273,924	\$0	\$1,787,293
01/01/2025	12/31/2025	\$1,350,396	\$137,233	\$327,901	\$0	\$1,815,530
01/01/2026	12/31/2026	\$1,295,820	\$178,324	\$390,140	\$0	\$1,864,284
01/01/2027	12/31/2027	\$1,239,593	\$218,637	\$422,285	\$0	\$1,880,516
01/01/2028	12/31/2028	\$1,183,451	\$236,166	\$472,709	\$167	\$1,892,493
01/01/2029	12/31/2029	\$1,126,650	\$254,855	\$518,744	\$672	\$1,900,922
01/01/2030	12/31/2030	\$1,069,366	\$277,425	\$526,618	\$1,490	\$1,874,899
01/01/2031	12/31/2031	\$1,009,192	\$291,089	\$533,779	\$4,300	\$1,838,360
01/01/2032	12/31/2032	\$950,557	\$300,919	\$530,919	\$7,332	\$1,789,728
01/01/2033	12/31/2033	\$892,860	\$319,943	\$532,877	\$10,673	\$1,756,352
01/01/2034	12/31/2034	\$835,627	\$334,744	\$535,008	\$14,159	\$1,719,538
01/01/2035	12/31/2035	\$779,092	\$354,090	\$534,131	\$17,960	\$1,685,273
01/01/2036	12/31/2036	\$723,490	\$359,331	\$527,864	\$24,236	\$1,634,921
01/01/2037	12/31/2037	\$669,023	\$354,211	\$528,036	\$30,903	\$1,582,172
01/01/2038	12/31/2038	\$615,855	\$354,566	\$524,332	\$37,624	\$1,532,377
01/01/2039	12/31/2039	\$564,120	\$358,518	\$517,209	\$43,945	\$1,483,792
01/01/2040	12/31/2040	\$513,942	\$359,643	\$517,273	\$50,436	\$1,441,294
01/01/2041	12/31/2041	\$465,453	\$366,095	\$505,988	\$59,487	\$1,397,022
01/01/2042	12/31/2042	\$418,800	\$355,263	\$505,299	\$68,877	\$1,348,238
01/01/2043	12/31/2043	\$374,148	\$345,818	\$504,217	\$78,069	\$1,302,252
01/01/2044	12/31/2044	\$331,674	\$338,804	\$489,055	\$86,462	\$1,245,995
01/01/2045	12/31/2045	\$291,555	\$327,633	\$480,541	\$94,874	\$1,194,603
01/01/2046	12/31/2046	\$253,962	\$315,239	\$476,551	\$103,978	\$1,149,731
01/01/2047	12/31/2047	\$219,058	\$303,241	\$459,579	\$113,673	\$1,095,551
01/01/2048	12/31/2048	\$186,987	\$292,565	\$444,095	\$123,148	\$1,046,796
01/01/2049	12/31/2049	\$157,864	\$282,739	\$441,507	\$132,019	\$1,014,128
01/01/2050	12/31/2050	\$131,755	\$268,861	\$424,769	\$141,057	\$966,442
01/01/2051	12/31/2051	\$108,668	\$254,907	\$400,475	\$153,523	\$917,573

TEMPLATE 5A - Sheet 5A-2

v20220701p

Baseline - Participant Count and Administrative Expenses for the "basic method", or for MPRA plans for which the requested amount of SFA is determined under the "increasing assets method"

See Template 4A instructions for Sheet 4A-3, except provide the projected total participant count and administrative expense projection used to determine the Baseline SFA amount.

PLAN INFORMATION

Abbreviated Plan Name:	Teamsters 73
EIN:	51-0149915
PN:	001
SFA Measurement Date:	12/31/2022

On this Sheet, show all administrative expense amounts as positive amounts.

SFA Measurement Date / Plan Year Start Date		Plan Year End Date	Total Participant Count at Beginning of Plan Year	PROJECTED ADMINISTRATIVE EXPENSES for:		
				PBGC Premiums	Other	Total
			N/A			
01/01/2023	12/31/2023		521	\$18,235	\$171,989	\$190,224
01/01/2024	12/31/2024		518	\$18,493	\$175,536	\$194,028
01/01/2025	12/31/2025		514	\$18,715	\$179,194	\$197,909
01/01/2026	12/31/2026		507	\$18,830	\$183,037	\$201,867
01/01/2027	12/31/2027		500	\$18,940	\$186,964	\$205,904
01/01/2028	12/31/2028		490	\$18,934	\$191,089	\$210,023
01/01/2029	12/31/2029		483	\$19,035	\$195,188	\$214,223
01/01/2030	12/31/2030		474	\$19,055	\$199,453	\$218,507
01/01/2031	12/31/2031		464	\$24,128	\$203,854	\$227,982
01/01/2032	12/31/2032		454	\$24,080	\$208,349	\$232,429
01/01/2033	12/31/2033		443	\$23,966	\$212,984	\$236,950
01/01/2034	12/31/2034		432	\$23,838	\$217,723	\$241,561
01/01/2035	12/31/2035		422	\$23,750	\$222,522	\$246,272
01/01/2036	12/31/2036		412	\$23,653	\$227,424	\$251,077
01/01/2037	12/31/2037		401	\$23,483	\$232,478	\$255,961
01/01/2038	12/31/2038		391	\$23,354	\$206,502	\$229,857
01/01/2039	12/31/2039		381	\$23,211	\$199,358	\$222,569
01/01/2040	12/31/2040		371	\$23,054	\$193,140	\$216,194
01/01/2041	12/31/2041		361	\$22,880	\$186,673	\$209,553
01/01/2042	12/31/2042		351	\$22,692	\$179,544	\$202,236
01/01/2043	12/31/2043		341	\$22,486	\$172,852	\$195,338
01/01/2044	12/31/2044		332	\$22,330	\$164,569	\$186,899
01/01/2045	12/31/2045		322	\$22,092	\$157,098	\$179,190
01/01/2046	12/31/2046		313	\$21,904	\$150,556	\$172,460
01/01/2047	12/31/2047		304	\$21,700	\$142,633	\$164,333
01/01/2048	12/31/2048		296	\$21,552	\$135,468	\$157,019
01/01/2049	12/31/2049		288	\$21,390	\$130,729	\$152,119
01/01/2050	12/31/2050		281	\$21,289	\$123,678	\$144,966
01/01/2051	12/31/2051		274	\$21,175	\$116,461	\$137,636

TEMPLATE 5A - Sheet 5A-3

Baseline - Details for the "basic method" under § 4262.4(a)(1) for non-MPRA plans, or for the "increasing assets method" under § 4262.4(a)(2)(i) for MPRA plans for which the requested amount of SFA is determined under that method

See Template 4A instructions for Sheet 4A-4 or Sheet 4A-5, except provide the projection used to determine the Baseline SFA amount.

PLAN INFORMATION

Abbreviated Plan Name:	Teamsters 73
EIN:	51-0149915
PN:	001
MPRA Plan?	No
If a MPRA Plan, which method yields the greatest amount of SFA?	
SFA Measurement Date:	12/31/2022
Fair Market Value of Assets as of the SFA Measurement Date:	\$17,572,311
SFA Amount as of the SFA Measurement Date under the method calculated in this Sheet:	\$5,445,508
Non-SFA Interest Rate:	5.85%
SFA Interest Rate:	3.77%

On this Sheet, show payments INTO the plan as positive amounts, and payments OUT of the plan as negative amounts.

SFA Measurement Date / Plan Year Start Date	Plan Year End Date	(1) Contributions	(2) Withdrawal Liability Payments	(3) Other Payments to Plan (excluding financial assistance and SFA)	(4) Benefit Payments (should match total from Sheet 5A-1)	(5) Make-up Payments Attributable to Reinstatement of Benefits Suspended through the SFA Measurement Date	(6) Administrative Expenses (excluding amount owed PBGC under 4261 of ERISA; should match total from Sheet 5A-2)	(7) Benefit Payments from (4) and (5) and Administrative Expenses from (6) Paid from SFA Assets	(8) SFA Investment Income Based on SFA Interest Rate	(9) Projected SFA Assets at End of Plan Year (prior year assets + (7) + (8))	(10) Benefit Payments (from (4) and (5)) and Administrative Expenses from (6) Paid from Non-SFA Assets	(11) Non-SFA Investment Income Based on Non-SFA Interest Rate	(12) Projected Non-SFA Assets at End of Plan Year (prior year assets + (1) + (2) + (3) + (10) + (11))
01/01/2023	12/31/2023	\$245,012	\$0	\$0	(\$1,730,178)	\$0	(\$190,224)	(\$1,920,402)	\$169,096	\$3,694,202	\$0	\$1,035,147	\$18,852,470
01/01/2024	12/31/2024	\$245,012	\$0	\$0	(\$1,787,293)	\$0	(\$194,028)	(\$1,981,321)	\$101,924	\$1,814,805	\$0	\$1,110,036	\$20,207,518
01/01/2025	12/31/2025	\$245,012	\$0	\$0	(\$1,815,530)	\$0	(\$197,909)	(\$1,814,805)	\$0	\$0	(\$198,634)	\$1,183,496	\$21,437,392
01/01/2026	12/31/2026	\$245,012	\$0	\$0	(\$1,864,284)	\$0	(\$201,867)	\$0	\$0	\$0	(\$2,066,151)	\$1,200,819	\$20,817,071
01/01/2027	12/31/2027	\$245,012	\$0	\$0	(\$1,880,516)	\$0	(\$205,904)	\$0	\$0	\$0	(\$2,086,420)	\$1,163,937	\$20,139,600
01/01/2028	12/31/2028	\$245,012	\$0	\$0	(\$1,892,493)	\$0	(\$210,023)	\$0	\$0	\$0	(\$2,102,516)	\$1,123,835	\$19,405,931
01/01/2029	12/31/2029	\$245,012	\$0	\$0	(\$1,900,922)	\$0	(\$214,223)	\$0	\$0	\$0	(\$2,115,145)	\$1,080,546	\$18,616,345
01/01/2030	12/31/2030	\$245,012	\$0	\$0	(\$1,874,899)	\$0	(\$218,507)	\$0	\$0	\$0	(\$2,093,406)	\$1,034,991	\$17,802,942
01/01/2031	12/31/2031	\$245,012	\$0	\$0	(\$1,838,360)	\$0	(\$227,982)	\$0	\$0	\$0	(\$2,066,342)	\$988,198	\$16,969,810
01/01/2032	12/31/2032	\$245,012	\$0	\$0	(\$1,789,728)	\$0	(\$232,429)	\$0	\$0	\$0	(\$2,022,157)	\$940,752	\$16,133,417
01/01/2033	12/31/2033	\$245,012	\$0	\$0	(\$1,756,352)	\$0	(\$236,950)	\$0	\$0	\$0	(\$1,993,302)	\$892,667	\$15,277,794
01/01/2034	12/31/2034	\$245,012	\$0	\$0	(\$1,719,538)	\$0	(\$241,561)	\$0	\$0	\$0	(\$1,961,099)	\$843,555	\$14,405,261
01/01/2035	12/31/2035	\$245,012	\$0	\$0	(\$1,685,273)	\$0	(\$246,272)	\$0	\$0	\$0	(\$1,931,545)	\$793,377	\$13,512,105
01/01/2036	12/31/2036	\$245,012	\$0	\$0	(\$1,634,921)	\$0	(\$251,077)	\$0	\$0	\$0	(\$1,885,998)	\$742,459	\$12,613,578
01/01/2037	12/31/2037	\$245,012	\$0	\$0	(\$1,582,172)	\$0	(\$255,961)	\$0	\$0	\$0	(\$1,838,133)	\$691,296	\$11,711,753
01/01/2038	12/31/2038	\$245,012	\$0	\$0	(\$1,532,377)	\$0	(\$229,857)	\$0	\$0	\$0	(\$1,762,233)	\$640,759	\$10,835,291
01/01/2039	12/31/2039	\$245,012	\$0	\$0	(\$1,483,792)	\$0	(\$222,569)	\$0	\$0	\$0	(\$1,706,361)	\$591,120	\$9,965,062
01/01/2040	12/31/2040	\$245,012	\$0	\$0	(\$1,441,294)	\$0	(\$216,194)	\$0	\$0	\$0	(\$1,657,488)	\$541,641	\$9,094,227
01/01/2041	12/31/2041	\$245,012	\$0	\$0	(\$1,397,022)	\$0	(\$209,553)	\$0	\$0	\$0	(\$1,606,576)	\$492,187	\$8,224,850
01/01/2042	12/31/2042	\$245,012	\$0	\$0	(\$1,348,238)	\$0	(\$202,236)	\$0	\$0	\$0	(\$1,550,474)	\$442,969	\$7,362,357
01/01/2043	12/31/2043	\$245,012	\$0	\$0	(\$1,302,252)	\$0	(\$195,338)	\$0	\$0	\$0	(\$1,497,590)	\$394,060	\$6,503,839
01/01/2044	12/31/2044	\$245,012	\$0	\$0	(\$1,245,995)	\$0	(\$186,899)	\$0	\$0	\$0	(\$1,432,894)	\$345,729	\$5,661,686
01/01/2045	12/31/2045	\$245,012	\$0	\$0	(\$1,194,603)	\$0	(\$179,190)	\$0	\$0	\$0	(\$1,373,794)	\$298,192	\$4,831,097
01/01/2046	12/31/2046	\$245,012	\$0	\$0	(\$1,149,731)	\$0	(\$172,460)	\$0	\$0	\$0	(\$1,322,190)	\$251,112	\$4,005,030
01/01/2047	12/31/2047	\$245,012	\$0	\$0	(\$1,095,551)	\$0	(\$164,333)	\$0	\$0	\$0	(\$1,259,883)	\$204,609	\$3,194,768
01/01/2048	12/31/2048	\$245,012	\$0	\$0	(\$1,046,796)	\$0	(\$157,019)	\$0	\$0	\$0	(\$1,203,816)	\$158,849	\$2,394,813
01/01/2049	12/31/2049	\$245,012	\$0	\$0	(\$1,014,128)	\$0	(\$152,119)	\$0	\$0	\$0	(\$1,166,247)	\$113,150	\$1,586,728
01/01/2050	12/31/2050	\$245,012	\$0	\$0	(\$966,442)	\$0	(\$144,966)	\$0	\$0	\$0	(\$1,111,408)	\$67,482	\$787,814
01/01/2051	12/31/2051	\$245,012	\$0	\$0	(\$917,573)	\$0	(\$137,636)	\$0	\$0	\$0	(\$1,055,209)	\$22,389	\$7

**This document goes into effect August 8, 2022. Any applications filed before then would be under
TEMPLATE 6A**

v20220701p

Reconciliation - for non-MPRA plans using the "basic method", or for MPRA plans for which the requested amount of SFA is determined under the "increasing assets method"

File name: *Template 6A Plan Name*, where "Plan Name" is an abbreviated version of the plan name.

Instructions for Section C, Item (6) of the Instructions for Filing Requirements for Multiemployer Plans Applying for Special Financial Assistance:

This Template 6A is not required if all assumptions and methods used to determine the requested SFA amount are identical to those used in the most recent actuarial certification of plan status completed before 1/1/2021 ("pre-2021 certification of plan status"), except the non-SFA and SFA interest rates, and except any assumptions changed in accordance with Section III, Acceptable Assumption Changes, in PBGC's SFA assumptions guidance (other than the acceptable assumption change for "missing" terminated vested participants described in Section III.E of PBGC's SFA assumptions guidance).

This Template 6A is also not required if the requested SFA amount from Template 4A is the same as the SFA amount shown in Template 5A (Baseline).

If the assumptions/methods used to determine the requested SFA amount differ from those in the "Baseline" projection in Template 5A, then provide a reconciliation of the change in the total amount of SFA due to each change in assumption/method from the Baseline to the requested SFA as shown in Template 4A.

For each assumption/method change from the Baseline through the requested SFA amount, provide a deterministic projection using the same calculation methodology used to determine the requested SFA amount, in the same format as Template 4A (either Sheet 4A-4 or Sheet 4A-5).

Additional instructions for each individual worksheet:

Sheet

6A-1 Reconciliation - Summary for the "basic method", or for MPRA plans for which the requested amount of SFA is determined under the "increasing assets method"

For Item number 1, show the SFA amount determined in Template 5A using the "Baseline" assumptions and methods. If there is only one change in assumptions/methods between the Baseline (Template 5A) and the requested SFA amount (Template 4A), then show on Item number 2 the requested SFA amount, and briefly identify the change in assumptions from the Baseline.

If there is more than one change in assumptions/methods from the Baseline, show each individual change as a separate Item number. Each Item number should reflect all changes already measured in the prior Item number. For example, the difference between the SFA amount shown for Item number 4 and Item number 5 should be the incremental change due to changing the identified single assumption/method. The Item numbers should show assumption/method changes in the order that they were incrementally measured.

6A-2 Reconciliation - Details for the "basic method" under § 4262.4(a)(1) for non-MPRA plans, or for the "increasing assets method" under § 4262.4(a)(2)(i) for MPRA plans for which the requested amount of SFA is determined under that method

For non-MPRA plans, see Template 4A instructions for Sheet 4A-4, except provide the projection used to determine the intermediate Item number 2 SFA amount from Sheet 6A-1 under the "basic method" described in § 4262.4(a)(1). Unlike Sheet 4A-4, it is not necessary to explicitly identify the projected SFA exhaustion year in Sheet 6A-2.

For MPRA plans for which the requested amount of SFA is determined under the "increasing assets method", see Template 4A instructions for Sheet 4A-5, except provide the projection used to determine each intermediate SFA amount from Sheet 6A-1 under the "increasing assets method" described in § 4262.4(a)(2)(i). Unlike Sheet 4A-5, it is not necessary to explicitly identify the projected SFA exhaustion year in Sheet 6A-2.

A Reconciliation Details sheet is not needed for the last Item number shown in the Sheet 6A-1 Reconciliation, since the information should be the same as shown in Template 4A. For example, if there is only one assumption change from the Baseline, then Item number 2 should identify what assumption changed between the Baseline and Item number 2, where Item number 2 is the requested SFA amount. Since details on the determination of the requested SFA amount are shown in Template 4A, a separate Sheet 6A-2 Reconciliation Details is not required here.

6A-3 Reconciliation - Details for the "basic method" under § 4262.4(a)(1) for non-MPRA plans, or for the "increasing assets method" under § 4262.4(a)(2)(i) for MPRA plans for which the requested amount of SFA is determined under that method

See instructions for 6A-2 Reconciliation Details, except for the intermediate Item number 3 SFA amount from Sheet 6A-1.

6A-4 Reconciliation - Details for the "basic method" under § 4262.4(a)(1) for non-MPRA plans, or for the "increasing assets method" under § 4262.4(a)(2)(i) for MPRA plans for which the requested amount of SFA is determined under that method

See instructions for 6A-2 Reconciliation Details, except for the intermediate Item number 4 SFA amount from Sheet 6A-1.

6A-5 Reconciliation - Details for the "basic method" under § 4262.4(a)(1) for non-MPRA plans, or for the "increasing assets method" under § 4262.4(a)(2)(i) for MPRA plans for which the requested amount of SFA is determined under that method

See instructions for 6A-2 Reconciliation Details, except for the intermediate Item number 5 SFA amount from Sheet 6A-1.

Version Updates (newest version at top)

Version	Date updated
v20220701p	07/01/2022

TEMPLATE 6A - Sheet 6A-1

Reconciliation - Summary for the "basic method", or for MPRA plans for which the requested amount of SFA is determined under the "increasing assets method"

See Template 6A Instructions for Additional Instructions for Sheet 6A-1.

PLAN INFORMATION

Abbreviated Plan Name:	Teamsters 73
EIN:	51-0149915
PN:	001
MPRA Plan?	No
If a MPRA Plan, which method yields the greatest amount of SFA?	N/A

Item number	Basis for Assumptions/Methods. For each Item, briefly describe the incremental change reflected in the SFA amount.	Change in SFA Amount (from prior Item number)	SFA Amount	
1	Baseline - Includes Mortality, Admin Expense, NE Profile, and CR changes	N/A	\$5,445,508	NOTE: A sheet with Recon Details is not required for the last Item number provided, since that information should be the same as provided in Template 4A. From Template 5A.
2	Change Administrative Expense Cap to begin in 2040 instead of 2038	\$32,004	\$5,477,512	Show details supporting the SFA amount on Sheet 6A-2.
3	CBU Assumption	\$1,524,953	\$7,002,465	Show details supporting the SFA amount on Sheet 6A-3.
4	Include Lump Sum Benefits	\$170,996	\$7,173,461	Show details supporting the SFA amount on Sheet 6A-4.
5				Show details supporting the SFA amount on Sheet 6A-5.

Create additional rows as needed, and create additional detailed sheets by copying Sheet 6A-5 and re-labeling the header and the sheet name to be 6A-6, 6A-7, etc.

TEMPLATE 6A - Sheet 6A-2

Item Description (from 6A-1):

v20220701p

Reconciliation - Details for the "basic method" under § 4262.4(a)(1) for non-MPRA plans, or for the "increasing assets method" under § 4262.4(a)(2)(i) for MPRA plans for which the requested amount of SFA is determined under that method

See Template 4A instructions for Sheet 4A-4 or Sheet 4A-5, except provide the projection used to determine the intermediate SFA amount.

PLAN INFORMATION

Abbreviated Plan Name:	Teamsters 73	
EIN:	51-0149915	
PN:	001	
MPRA Plan?	No	
If a MPRA Plan, which method yields the greatest amount of SFA?		
SFA Measurement Date:	12/31/2022	
Fair Market Value of Assets as of the SFA Measurement Date:	\$17,572,311	
SFA Amount as of the SFA Measurement Date under the method calculated in this Sheet:	\$5,445,508	
Non-SFA Interest Rate:	5.85%	
SFA Interest Rate:	3.77%	

On this Sheet, show payments INTO the plan as positive amounts, and payments OUT of the plan as negative amounts.

SFA Measurement Date / Plan Year Start Date	Plan Year End Date	(1)	(2)	(3)	(4)	(5)	(6)	(7)	(8)	(9)	(10)	(11)	(12)
		Contributions	Withdrawal Liability Payments	Other Payments to Plan (excluding financial assistance and SFA)	Benefit Payments	Make-up Payments Attributable to Reinstatement of Benefits Suspended through the SFA Measurement Date	Administrative Expenses (excluding amount owed PBGC under 4261 of ERISA)	Benefit Payments (from (4) and (5)) and Administrative Expenses (from (6)) Paid from SFA Assets	SFA Investment Income Based on SFA Interest Rate	Projected SFA Assets at End of Plan Year (prior year assets + (7) + (8))	Benefit Payments (from (4) and (5)) and Administrative Expenses (from (6)) Paid from Non-SFA Assets	Non-SFA Investment Income Based on Non-SFA Interest Rate	Projected Non-SFA Assets at End of Plan Year (prior year assets + (1) + (2) + (3) + (10) + (11))
01/01/2023	12/31/2023	\$245,012	\$0	\$0	(\$1,730,178)	\$0	(\$190,224)	-\$1,920,402	\$169,096	\$3,694,202	\$0	\$1,035,147	\$18,852,470
01/01/2024	12/31/2024	\$245,012	\$0	\$0	(\$1,787,293)	\$0	(\$194,028)	-\$1,981,321	\$101,924	\$1,814,805	\$0	\$1,110,036	\$20,207,518
01/01/2025	12/31/2025	\$245,012	\$0	\$0	(\$1,815,530)	\$0	(\$197,909)	-\$1,814,805	\$0	\$0	-\$198,634	\$1,183,496	\$21,437,392
01/01/2026	12/31/2026	\$245,012	\$0	\$0	(\$1,864,284)	\$0	(\$201,867)	\$0	\$0	\$0	-\$2,066,151	\$1,200,819	\$20,817,071
01/01/2027	12/31/2027	\$245,012	\$0	\$0	(\$1,880,516)	\$0	(\$205,904)	\$0	\$0	\$0	-\$2,086,420	\$1,163,937	\$20,139,600
01/01/2028	12/31/2028	\$245,012	\$0	\$0	(\$1,892,493)	\$0	(\$210,023)	\$0	\$0	\$0	-\$2,102,516	\$1,123,835	\$19,405,931
01/01/2029	12/31/2029	\$245,012	\$0	\$0	(\$1,900,922)	\$0	(\$214,223)	\$0	\$0	\$0	-\$2,115,145	\$1,080,546	\$18,616,345
01/01/2030	12/31/2030	\$245,012	\$0	\$0	(\$1,874,899)	\$0	(\$218,507)	\$0	\$0	\$0	-\$2,093,406	\$1,034,991	\$17,802,942
01/01/2031	12/31/2031	\$245,012	\$0	\$0	(\$1,838,360)	\$0	(\$227,982)	\$0	\$0	\$0	-\$2,066,342	\$988,198	\$16,969,810
01/01/2032	12/31/2032	\$245,012	\$0	\$0	(\$1,789,728)	\$0	(\$232,429)	\$0	\$0	\$0	-\$2,022,157	\$940,752	\$16,133,417
01/01/2033	12/31/2033	\$245,012	\$0	\$0	(\$1,756,352)	\$0	(\$236,950)	\$0	\$0	\$0	-\$1,993,302	\$892,667	\$15,277,794
01/01/2034	12/31/2034	\$245,012	\$0	\$0	(\$1,719,538)	\$0	(\$241,561)	\$0	\$0	\$0	-\$1,961,099	\$843,555	\$14,405,261
01/01/2035	12/31/2035	\$245,012	\$0	\$0	(\$1,685,273)	\$0	(\$246,272)	\$0	\$0	\$0	-\$1,931,545	\$793,377	\$13,512,105
01/01/2036	12/31/2036	\$245,012	\$0	\$0	(\$1,634,921)	\$0	(\$251,077)	\$0	\$0	\$0	-\$1,885,998	\$742,459	\$12,613,578
01/01/2037	12/31/2037	\$245,012	\$0	\$0	(\$1,582,172)	\$0	(\$255,961)	\$0	\$0	\$0	-\$1,838,133	\$691,296	\$11,711,753
01/01/2038	12/31/2038	\$245,012	\$0	\$0	(\$1,532,377)	\$0	(\$229,857)	\$0	\$0	\$0	-\$1,762,233	\$640,759	\$10,835,291
01/01/2039	12/31/2039	\$245,012	\$0	\$0	(\$1,483,792)	\$0	(\$222,569)	\$0	\$0	\$0	-\$1,706,361	\$591,120	\$9,965,062
01/01/2040	12/31/2040	\$245,012	\$0	\$0	(\$1,441,294)	\$0	(\$216,194)	\$0	\$0	\$0	-\$1,657,488	\$541,641	\$9,094,227
01/01/2041	12/31/2041	\$245,012	\$0	\$0	(\$1,397,022)	\$0	(\$209,553)	\$0	\$0	\$0	-\$1,606,576	\$492,187	\$8,224,850
01/01/2042	12/31/2042	\$245,012	\$0	\$0	(\$1,348,238)	\$0	(\$202,236)	\$0	\$0	\$0	-\$1,550,474	\$442,969	\$7,362,357
01/01/2043	12/31/2043	\$245,012	\$0	\$0	(\$1,302,252)	\$0	(\$195,338)	\$0	\$0	\$0	-\$1,497,590	\$394,060	\$6,503,839
01/01/2044	12/31/2044	\$245,012	\$0	\$0	(\$1,245,995)	\$0	(\$186,899)	\$0	\$0	\$0	-\$1,432,894	\$345,729	\$5,661,686
01/01/2045	12/31/2045	\$245,012	\$0	\$0	(\$1,194,603)	\$0	(\$179,190)	\$0	\$0	\$0	-\$1,373,794	\$298,192	\$4,831,097
01/01/2046	12/31/2046	\$245,012	\$0	\$0	(\$1,149,731)	\$0	(\$172,460)	\$0	\$0	\$0	-\$1,322,190	\$251,112	\$4,005,030
01/01/2047	12/31/2047	\$245,012	\$0	\$0	(\$1,095,551)	\$0	(\$164,333)	\$0	\$0	\$0	-\$1,259,883	\$204,609	\$3,194,768
01/01/2048	12/31/2048	\$245,012	\$0	\$0	(\$1,046,796)	\$0	(\$157,019)	\$0	\$0	\$0	-\$1,203,816	\$158,849	\$2,394,813
01/01/2049	12/31/2049	\$245,012	\$0	\$0	(\$1,014,128)	\$0	(\$152,119)	\$0	\$0	\$0	-\$1,166,247	\$113,150	\$1,586,728
01/01/2050	12/31/2050	\$245,012	\$0	\$0	(\$966,442)	\$0	(\$144,966)	\$0	\$0	\$0	-\$1,111,408	\$67,482	\$787,814
01/01/2051	12/31/2051	\$245,012	\$0	\$0	(\$917,573)	\$0	(\$137,636)	\$0	\$0	\$0	-\$1,055,209	\$22,389	\$7

TEMPLATE 6A - Sheet 6A-2

Item Description (from 6A-1):

Reconciliation - Details for the "basic method" under § 4262.4(a)(1) for non-MPRA plans, or for the "increasing assets method" under § 4262.4(a)(2)(i) for MPRA plans for which the requested amount of SFA is determined under that method

See Template 4A instructions for Sheet 4A-4 or Sheet 4A-5, except provide the projection used to determine the intermediate SFA amount.

PLAN INFORMATION

Abbreviated Plan Name:	Teamsters 73	
EIN:	51-0149915	
PN:	001	
MPRA Plan?	No	
If a MPRA Plan, which method yields the greatest amount of SFA?		
SFA Measurement Date:	12/31/2022	
Fair Market Value of Assets as of the SFA Measurement Date:	\$17,572,311	
SFA Amount as of the SFA Measurement Date under the method calculated in this Sheet:	\$5,477,512	
Non-SFA Interest Rate:	5.85%	
SFA Interest Rate:	3.77%	

On this Sheet, show payments INTO the plan as positive amounts, and payments OUT of the plan as negative amounts.

SFA Measurement Date / Plan Year Start Date	Plan Year End Date	(1)	(2)	(3)	(4)	(5)	(6)	(7)	(8)	(9)	(10)	(11)	(12)
		Contributions	Withdrawal Liability Payments	Other Payments to Plan (excluding financial assistance and SFA)	Benefit Payments	Make-up Payments Attributable to Reinstatement of Benefits Suspended through the SFA Measurement Date	Administrative Expenses (excluding amount owed PBGC under 4261 of ERISA)	Benefit Payments (from (4) and (5)) and Administrative Expenses (from (6)) Paid from SFA Assets	SFA Investment Income Based on SFA Interest Rate	Projected SFA Assets at End of Plan Year (prior year assets + (7) + (8))	Benefit Payments (from (4) and (5)) and Administrative Expenses (from (6)) Paid from Non-SFA Assets	Non-SFA Investment Income Based on Non-SFA Interest Rate	Projected Non-SFA Assets at End of Plan Year (prior year assets + (1) + (2) + (3) + (10) + (11))
01/01/2023	12/31/2023	\$245,012	\$0	\$0	(\$1,730,178)	\$0	(\$190,224)	-\$1,920,402	\$170,303	\$3,727,413	\$0	\$1,035,147	\$18,852,470
01/01/2024	12/31/2024	\$245,012	\$0	\$0	(\$1,787,293)	\$0	(\$194,028)	-\$1,981,321	\$103,176	\$1,849,268	\$0	\$1,110,036	\$20,207,518
01/01/2025	12/31/2025	\$245,012	\$0	\$0	(\$1,815,530)	\$0	(\$197,909)	-\$1,849,268	\$0	\$0	-\$164,171	\$1,184,504	\$21,472,863
01/01/2026	12/31/2026	\$245,012	\$0	\$0	(\$1,864,284)	\$0	(\$201,867)	\$0	\$0	\$0	-\$2,066,151	\$1,202,894	\$20,854,617
01/01/2027	12/31/2027	\$245,012	\$0	\$0	(\$1,880,516)	\$0	(\$205,904)	\$0	\$0	\$0	-\$2,086,420	\$1,166,134	\$20,179,343
01/01/2028	12/31/2028	\$245,012	\$0	\$0	(\$1,892,493)	\$0	(\$210,023)	\$0	\$0	\$0	-\$2,102,516	\$1,126,160	\$19,447,999
01/01/2029	12/31/2029	\$245,012	\$0	\$0	(\$1,900,922)	\$0	(\$214,223)	\$0	\$0	\$0	-\$2,115,145	\$1,083,007	\$18,660,874
01/01/2030	12/31/2030	\$245,012	\$0	\$0	(\$1,874,899)	\$0	(\$218,507)	\$0	\$0	\$0	-\$2,093,406	\$1,037,596	\$17,850,076
01/01/2031	12/31/2031	\$245,012	\$0	\$0	(\$1,838,360)	\$0	(\$227,982)	\$0	\$0	\$0	-\$2,066,342	\$990,956	\$17,019,702
01/01/2032	12/31/2032	\$245,012	\$0	\$0	(\$1,789,728)	\$0	(\$232,429)	\$0	\$0	\$0	-\$2,022,157	\$943,671	\$16,186,228
01/01/2033	12/31/2033	\$245,012	\$0	\$0	(\$1,756,352)	\$0	(\$236,950)	\$0	\$0	\$0	-\$1,993,302	\$895,757	\$15,333,695
01/01/2034	12/31/2034	\$245,012	\$0	\$0	(\$1,719,538)	\$0	(\$241,561)	\$0	\$0	\$0	-\$1,961,099	\$846,826	\$14,464,433
01/01/2035	12/31/2035	\$245,012	\$0	\$0	(\$1,685,273)	\$0	(\$246,272)	\$0	\$0	\$0	-\$1,931,545	\$796,838	\$13,574,738
01/01/2036	12/31/2036	\$245,012	\$0	\$0	(\$1,634,921)	\$0	(\$251,077)	\$0	\$0	\$0	-\$1,885,998	\$746,123	\$12,679,875
01/01/2037	12/31/2037	\$245,012	\$0	\$0	(\$1,582,172)	\$0	(\$255,961)	\$0	\$0	\$0	-\$1,838,133	\$695,174	\$11,781,928
01/01/2038	12/31/2038	\$245,012	\$0	\$0	(\$1,532,377)	\$0	(\$260,954)	\$0	\$0	\$0	-\$1,793,331	\$643,954	\$10,877,564
01/01/2039	12/31/2039	\$245,012	\$0	\$0	(\$1,483,792)	\$0	(\$266,044)	\$0	\$0	\$0	-\$1,749,836	\$592,321	\$9,965,061
01/01/2040	12/31/2040	\$245,012	\$0	\$0	(\$1,441,294)	\$0	(\$216,194)	\$0	\$0	\$0	-\$1,657,488	\$541,641	\$9,094,225
01/01/2041	12/31/2041	\$245,012	\$0	\$0	(\$1,397,022)	\$0	(\$209,553)	\$0	\$0	\$0	-\$1,606,576	\$492,186	\$8,224,848
01/01/2042	12/31/2042	\$245,012	\$0	\$0	(\$1,348,238)	\$0	(\$202,236)	\$0	\$0	\$0	-\$1,550,474	\$442,969	\$7,362,355
01/01/2043	12/31/2043	\$245,012	\$0	\$0	(\$1,302,252)	\$0	(\$195,338)	\$0	\$0	\$0	-\$1,497,590	\$394,060	\$6,503,837
01/01/2044	12/31/2044	\$245,012	\$0	\$0	(\$1,245,995)	\$0	(\$186,899)	\$0	\$0	\$0	-\$1,432,894	\$345,729	\$5,661,684
01/01/2045	12/31/2045	\$245,012	\$0	\$0	(\$1,194,603)	\$0	(\$179,190)	\$0	\$0	\$0	-\$1,373,794	\$298,192	\$4,831,094
01/01/2046	12/31/2046	\$245,012	\$0	\$0	(\$1,149,731)	\$0	(\$172,460)	\$0	\$0	\$0	-\$1,322,190	\$251,112	\$4,005,028
01/01/2047	12/31/2047	\$245,012	\$0	\$0	(\$1,095,551)	\$0	(\$164,333)	\$0	\$0	\$0	-\$1,259,883	\$204,609	\$3,194,766
01/01/2048	12/31/2048	\$245,012	\$0	\$0	(\$1,046,796)	\$0	(\$157,019)	\$0	\$0	\$0	-\$1,203,816	\$158,849	\$2,394,811
01/01/2049	12/31/2049	\$245,012	\$0	\$0	(\$1,014,128)	\$0	(\$152,119)	\$0	\$0	\$0	-\$1,166,247	\$113,150	\$1,586,726
01/01/2050	12/31/2050	\$245,012	\$0	\$0	(\$966,442)	\$0	(\$144,966)	\$0	\$0	\$0	-\$1,111,408	\$67,481	\$787,811
01/01/2051	12/31/2051	\$245,012	\$0	\$0	(\$917,573)	\$0	(\$137,636)	\$0	\$0	\$0	-\$1,055,209	\$22,389	\$3

TEMPLATE 6A - Sheet 6A-3

Item Description (from 6A-1):

v20220701p

Reconciliation - Details for the "basic method" under § 4262.4(a)(1) for non-MPRA plans, or for the "increasing assets method" under § 4262.4(a)(2)(i) for MPRA plans for which the requested amount of SFA is determined under that method

See Template 4A instructions for Sheet 4A-4 or Sheet 4A-5, except provide the projection used to determine the intermediate SFA amount.

PLAN INFORMATION

Abbreviated Plan Name:	Teamsters 73	
EIN:	51-0149915	
PN:	001	
MPRA Plan?	No	
If a MPRA Plan, which method yields the greatest amount of SFA?		
SFA Measurement Date:	12/31/2022	
Fair Market Value of Assets as of the SFA Measurement Date:	\$17,572,311	
SFA Amount as of the SFA Measurement Date under the method calculated in this Sheet:	\$7,002,465	
Non-SFA Interest Rate:	5.85%	
SFA Interest Rate:	3.77%	

On this Sheet, show payments INTO the plan as positive amounts, and payments OUT of the plan as negative amounts.

SFA Measurement Date / Plan Year Start Date	Plan Year End Date	(1)	(2)	(3)	(4)	(5)	(6)	(7)	(8)	(9)	(10)	(11)	(12)
		Contributions	Withdrawal Liability Payments	Other Payments to Plan (excluding financial assistance and SFA)	Benefit Payments	Make-up Payments Attributable to Reinstatement of Benefits Suspended through the SFA Measurement Date	Administrative Expenses (excluding amount owed PBGC under 4261 of ERISA)	Benefit Payments (from (4) and (5)) and Administrative Expenses (from (6)) Paid from SFA Assets	SFA Investment Income Based on SFA Interest Rate	Projected SFA Assets at End of Plan Year (prior year assets + (7) + (8))	Benefit Payments (from (4) and (5)) and Administrative Expenses (from (6)) Paid from Non-SFA Assets	Non-SFA Investment Income Based on Non-SFA Interest Rate	Projected Non-SFA Assets at End of Plan Year (prior year assets + (1) + (2) + (3) + (10) + (11))
01/01/2023	12/31/2023	\$169,110	\$0	\$0	-\$1,730,178	\$0	(\$190,224)	-\$1,920,402	\$227,793	\$5,309,856	\$0	\$1,032,927	\$18,774,348
01/01/2024	12/31/2024	\$164,036	\$0	\$0	-\$1,787,293	\$0	(\$194,028)	-\$1,981,321	\$162,834	\$3,491,369	\$0	\$1,103,097	\$20,041,481
01/01/2025	12/31/2025	\$159,115	\$0	\$0	-\$1,815,530	\$0	(\$197,909)	-\$2,013,439	\$93,671	\$1,571,601	\$0	\$1,177,081	\$21,377,677
01/01/2026	12/31/2026	\$154,342	\$0	\$0	-\$1,864,284	\$0	(\$201,867)	-\$1,571,601	\$0	\$0	-\$494,551	\$1,240,643	\$22,278,111
01/01/2027	12/31/2027	\$149,712	\$0	\$0	-\$1,880,516	\$0	(\$205,904)	\$0	\$0	\$0	-\$2,086,420	\$1,246,621	\$21,588,024
01/01/2028	12/31/2028	\$145,220	\$0	\$0	-\$1,892,453	\$0	(\$210,023)	\$0	\$0	\$0	-\$2,102,476	\$1,205,650	\$20,836,418
01/01/2029	12/31/2029	\$140,864	\$0	\$0	-\$1,900,785	\$0	(\$214,223)	\$0	\$0	\$0	-\$2,115,008	\$1,161,187	\$20,023,461
01/01/2030	12/31/2030	\$136,638	\$0	\$0	-\$1,874,599	\$0	(\$218,507)	\$0	\$0	\$0	-\$2,093,106	\$1,114,146	\$19,181,139
01/01/2031	12/31/2031	\$132,539	\$0	\$0	-\$1,837,534	\$0	(\$227,795)	\$0	\$0	\$0	-\$2,065,329	\$1,065,563	\$18,313,912
01/01/2032	12/31/2032	\$128,562	\$0	\$0	-\$1,788,230	\$0	(\$232,205)	\$0	\$0	\$0	-\$2,020,434	\$1,016,027	\$17,438,067
01/01/2033	12/31/2033	\$127,277	\$0	\$0	-\$1,754,073	\$0	(\$236,721)	\$0	\$0	\$0	-\$1,990,794	\$965,619	\$16,540,168
01/01/2034	12/31/2034	\$126,004	\$0	\$0	-\$1,716,361	\$0	(\$241,316)	\$0	\$0	\$0	-\$1,957,677	\$914,023	\$15,622,519
01/01/2035	12/31/2035	\$124,744	\$0	\$0	-\$1,681,071	\$0	(\$246,010)	\$0	\$0	\$0	-\$1,927,081	\$861,199	\$14,681,380
01/01/2036	12/31/2036	\$123,497	\$0	\$0	-\$1,629,161	\$0	(\$250,773)	\$0	\$0	\$0	-\$1,879,934	\$807,485	\$13,732,428
01/01/2037	12/31/2037	\$122,262	\$0	\$0	-\$1,574,648	\$0	(\$255,651)	\$0	\$0	\$0	-\$1,830,300	\$753,387	\$12,777,777
01/01/2038	12/31/2038	\$121,039	\$0	\$0	-\$1,522,973	\$0	(\$260,614)	\$0	\$0	\$0	-\$1,783,586	\$698,870	\$11,814,100
01/01/2039	12/31/2039	\$119,829	\$0	\$0	-\$1,472,396	\$0	(\$265,670)	\$0	\$0	\$0	-\$1,738,066	\$643,791	\$10,839,654
01/01/2040	12/31/2040	\$118,630	\$0	\$0	-\$1,427,786	\$0	(\$214,168)	\$0	\$0	\$0	-\$1,641,954	\$589,563	\$9,905,893
01/01/2041	12/31/2041	\$117,444	\$0	\$0	-\$1,380,985	\$0	(\$207,148)	\$0	\$0	\$0	-\$1,588,133	\$536,477	\$8,971,681
01/01/2042	12/31/2042	\$116,270	\$0	\$0	-\$1,329,500	\$0	(\$199,425)	\$0	\$0	\$0	-\$1,528,925	\$483,523	\$8,042,549
01/01/2043	12/31/2043	\$115,107	\$0	\$0	-\$1,280,729	\$0	(\$192,109)	\$0	\$0	\$0	-\$1,472,838	\$430,776	\$7,115,594
01/01/2044	12/31/2044	\$113,956	\$0	\$0	-\$1,221,610	\$0	(\$183,242)	\$0	\$0	\$0	-\$1,404,851	\$378,504	\$6,203,203
01/01/2045	12/31/2045	\$112,816	\$0	\$0	-\$1,167,261	\$0	(\$175,089)	\$0	\$0	\$0	-\$1,342,351	\$326,923	\$5,300,591
01/01/2046	12/31/2046	\$111,688	\$0	\$0	-\$1,119,399	\$0	(\$167,910)	\$0	\$0	\$0	-\$1,287,309	\$275,698	\$4,400,668
01/01/2047	12/31/2047	\$110,571	\$0	\$0	-\$1,062,113	\$0	(\$159,317)	\$0	\$0	\$0	-\$1,221,429	\$224,946	\$3,514,756
01/01/2048	12/31/2048	\$109,465	\$0	\$0	-\$1,010,169	\$0	(\$151,525)	\$0	\$0	\$0	-\$1,161,694	\$174,836	\$2,637,363
01/01/2049	12/31/2049	\$108,371	\$0	\$0	-\$974,233	\$0	(\$146,135)	\$0	\$0	\$0	-\$1,120,368	\$124,685	\$1,750,050
01/01/2050	12/31/2050	\$107,287	\$0	\$0	-\$923,173	\$0	(\$138,476)	\$0	\$0	\$0	-\$1,061,649	\$74,463	\$870,151
01/01/2051	12/31/2051	\$106,214	\$0	\$0	-\$870,512	\$0	(\$130,577)	\$0	\$0	\$0	-\$1,001,089	\$24,729	\$5

TEMPLATE 6A - Sheet 6A-5

Item Description (from 6A-1):

Reconciliation - Details for the "basic method" under § 4262.4(a)(1) for non-MPRA plans, or for the "increasing assets method" under § 4262.4(a)(2)(i) for MPRA plans for which the requested amount of SFA is determined under that method

See Template 4A instructions for Sheet 4A-4 or Sheet 4A-5, except provide the projection used to determine the intermediate SFA amount.

PLAN INFORMATION

Abbreviated Plan Name:	Teamsters 73	
EIN:	51-0149915	
PN:	001	
MPRA Plan?	No	
If a MPRA Plan, which method yields the greatest amount of SFA?		
SFA Measurement Date:	12/31/2022	
Fair Market Value of Assets as of the SFA Measurement Date:	\$17,572,311	
SFA Amount as of the SFA Measurement Date under the method calculated in this Sheet:	\$7,173,461	
Non-SFA Interest Rate:	5.85%	
SFA Interest Rate:	3.77%	

On this Sheet, show payments INTO the plan as positive amounts, and payments OUT of the plan as negative amounts.

SFA Measurement Date / Plan Year Start Date	Plan Year End Date	(1)	(2)	(3)	(4)	(5)	(6)	(7)	(8)	(9)	(10)	(11)	(12)
		Contributions	Withdrawal Liability Payments	Other Payments to Plan (excluding financial assistance and SFA)	Benefit Payments	Make-up Payments Attributable to Reinstatement of Benefits Suspended through the SFA Measurement Date	Administrative Expenses (excluding amount owed PBGC under 4261 of ERISA)	Benefit Payments (from (4) and (5)) and Administrative Expenses (from (6)) Paid from SFA Assets	SFA Investment Income Based on SFA Interest Rate	Projected SFA Assets at End of Plan Year (prior year assets + (7) + (8))	Benefit Payments (from (4) and (5)) and Administrative Expenses (from (6)) Paid from Non-SFA Assets	Non-SFA Investment Income Based on Non-SFA Interest Rate	Projected Non-SFA Assets at End of Plan Year (prior year assets + (1) + (2) + (3) + (10) + (11))
01/01/2023	12/31/2023	\$169,110	\$0	\$0	-\$1,904,338	\$0	(\$190,224)	-\$2,094,562	\$230,957	\$5,309,856	\$0	\$1,032,927	\$18,774,348
01/01/2024	12/31/2024	\$164,036	\$0	\$0	-\$1,787,293	\$0	(\$194,028)	-\$1,981,321	\$162,834	\$3,491,369	\$0	\$1,103,097	\$20,041,481
01/01/2025	12/31/2025	\$159,115	\$0	\$0	-\$1,815,530	\$0	(\$197,909)	-\$2,013,439	\$93,671	\$1,571,601	\$0	\$1,177,081	\$21,377,677
01/01/2026	12/31/2026	\$154,342	\$0	\$0	-\$1,864,284	\$0	(\$201,867)	-\$1,571,601	\$0	\$0	-\$494,551	\$1,240,643	\$22,278,111
01/01/2027	12/31/2027	\$149,712	\$0	\$0	-\$1,880,516	\$0	(\$205,904)	\$0	\$0	\$0	-\$2,086,420	\$1,246,621	\$21,588,024
01/01/2028	12/31/2028	\$145,220	\$0	\$0	-\$1,892,453	\$0	(\$210,023)	\$0	\$0	\$0	-\$2,102,476	\$1,205,650	\$20,836,418
01/01/2029	12/31/2029	\$140,864	\$0	\$0	-\$1,900,785	\$0	(\$214,223)	\$0	\$0	\$0	-\$2,115,008	\$1,161,187	\$20,023,461
01/01/2030	12/31/2030	\$136,638	\$0	\$0	-\$1,874,599	\$0	(\$218,507)	\$0	\$0	\$0	-\$2,093,106	\$1,114,146	\$19,181,139
01/01/2031	12/31/2031	\$132,539	\$0	\$0	-\$1,837,534	\$0	(\$227,795)	\$0	\$0	\$0	-\$2,065,329	\$1,065,563	\$18,313,912
01/01/2032	12/31/2032	\$128,562	\$0	\$0	-\$1,788,230	\$0	(\$232,205)	\$0	\$0	\$0	-\$2,020,434	\$1,016,027	\$17,438,067
01/01/2033	12/31/2033	\$127,277	\$0	\$0	-\$1,754,073	\$0	(\$236,721)	\$0	\$0	\$0	-\$1,990,794	\$965,619	\$16,540,168
01/01/2034	12/31/2034	\$126,004	\$0	\$0	-\$1,716,361	\$0	(\$241,316)	\$0	\$0	\$0	-\$1,957,677	\$914,023	\$15,622,519
01/01/2035	12/31/2035	\$124,744	\$0	\$0	-\$1,681,071	\$0	(\$246,010)	\$0	\$0	\$0	-\$1,927,081	\$861,199	\$14,681,380
01/01/2036	12/31/2036	\$123,497	\$0	\$0	-\$1,629,161	\$0	(\$250,773)	\$0	\$0	\$0	-\$1,879,934	\$807,485	\$13,732,428
01/01/2037	12/31/2037	\$122,262	\$0	\$0	-\$1,574,648	\$0	(\$255,651)	\$0	\$0	\$0	-\$1,830,300	\$753,387	\$12,777,777
01/01/2038	12/31/2038	\$121,039	\$0	\$0	-\$1,522,973	\$0	(\$260,614)	\$0	\$0	\$0	-\$1,783,586	\$698,870	\$11,814,100
01/01/2039	12/31/2039	\$119,829	\$0	\$0	-\$1,472,396	\$0	(\$265,670)	\$0	\$0	\$0	-\$1,738,066	\$643,791	\$10,839,654
01/01/2040	12/31/2040	\$118,630	\$0	\$0	-\$1,427,786	\$0	(\$271,168)	\$0	\$0	\$0	-\$1,691,954	\$589,563	\$9,905,893
01/01/2041	12/31/2041	\$117,444	\$0	\$0	-\$1,380,985	\$0	(\$277,148)	\$0	\$0	\$0	-\$1,648,133	\$536,477	\$8,971,681
01/01/2042	12/31/2042	\$116,270	\$0	\$0	-\$1,329,500	\$0	(\$283,425)	\$0	\$0	\$0	-\$1,608,925	\$483,523	\$8,042,549
01/01/2043	12/31/2043	\$115,107	\$0	\$0	-\$1,280,729	\$0	(\$290,109)	\$0	\$0	\$0	-\$1,572,838	\$430,776	\$7,115,594
01/01/2044	12/31/2044	\$113,956	\$0	\$0	-\$1,221,610	\$0	(\$297,242)	\$0	\$0	\$0	-\$1,540,851	\$378,504	\$6,203,203
01/01/2045	12/31/2045	\$112,816	\$0	\$0	-\$1,167,261	\$0	(\$304,889)	\$0	\$0	\$0	-\$1,512,351	\$326,923	\$5,300,591
01/01/2046	12/31/2046	\$111,688	\$0	\$0	-\$1,119,399	\$0	(\$313,910)	\$0	\$0	\$0	-\$1,487,309	\$275,698	\$4,400,668
01/01/2047	12/31/2047	\$110,571	\$0	\$0	-\$1,072,113	\$0	(\$324,317)	\$0	\$0	\$0	-\$1,467,429	\$224,946	\$3,514,756
01/01/2048	12/31/2048	\$109,465	\$0	\$0	-\$1,010,169	\$0	(\$336,525)	\$0	\$0	\$0	-\$1,457,694	\$174,836	\$2,637,363
01/01/2049	12/31/2049	\$108,371	\$0	\$0	-\$974,233	\$0	(\$350,135)	\$0	\$0	\$0	-\$1,457,368	\$124,685	\$1,750,050
01/01/2050	12/31/2050	\$107,287	\$0	\$0	-\$923,173	\$0	(\$364,476)	\$0	\$0	\$0	-\$1,466,649	\$74,463	\$870,151
01/01/2051	12/31/2051	\$106,214	\$0	\$0	-\$870,512	\$0	(\$380,577)	\$0	\$0	\$0	-\$1,485,089	\$24,729	\$5

v20220701p

Version Updates

Version	Date updated
v20220701p	07/01/2022

This document goes into effect August 8, 2022. Any applications filed before then would be under the interim final rule.

TEMPLATE 7

v20220701p

7a - Assumption/Method Changes for SFA Eligibility

File name: *Template 7 Plan Name*, where "Plan Name" is an abbreviated version of the plan name.

Instructions for Section C, Item (7)a. of the Instructions for Filing Requirements for Multiemployer Plans Applying for Special Financial Assistance:

Sheet 7a of Template 7 is not required if the plan is eligible for SFA under § 4262.3(a)(2) (MPRA suspensions) or § 4262.3(a)(4) (certain insolvent plans) of PBGC's special financial assistance regulation.

Sheet 7a of Template 7 is not required if the plan is eligible based on a certification of plan status completed before January 1, 2021.

Sheet 7a of Template 7 is not required if the plan is eligible based on a certification of plan status completed after December 31, 2020 but reflects the same assumptions as those in the pre-2021 certification of plan status.

Provide a table identifying which assumptions/methods used in determining the plan's eligibility for SFA differ from those used in the pre-2021 certification of plan status and brief explanations as to why using those assumptions/methods is no longer reasonable and why the changed assumptions/methods are reasonable.

This table should identify all changed assumptions/methods (including those that are reflected in the Baseline provided in Template 5A or Template 5B) and should be an abbreviated version of information provided in Section D, Item (6)a. of the SFA filing instructions.

For example, if the mortality assumption used in the pre-2021 certification of plan status is the RP-2000 mortality table, and the plan proposes to change to the Pri-2012(BC) table, complete one line of the table as follows:

	(A)	(B)	(C)
Assumption/Method That Has Changed From Assumption/Method Used in Most Recent Certification of Plan Status Completed Prior to 1/1/2021	Brief description of assumption/method used in the most recent certification of plan status completed prior to 1/1/2021	Brief description of assumption/method used in showing the plan's eligibility for SFA (if different)	Brief explanation on why the assumption/method in (A) is no longer reasonable and why the assumption/method in (B) is reasonable
Base Mortality Assumption	RP-2000 mortality table	Pri-2012(BC) mortality table	Prior assumption is outdated. New assumption reflects more recently published experience for blue collar workers.

Add one line for each assumption/method that has changed from that used in the most recent certification of plan status completed prior to 1/1/2021.

Since this Template 7a is intended as an abbreviated version of more detailed information provided in Section D, Item (6)a. of the SFA filing instructions, it is not necessary to include full tables of rates at every age (e.g., for retirement, turnover, etc.). Instead, a high level description that focuses on what aspect of the assumption/method has changed is preferred.

This document goes into effect August 8, 2022. Any applications filed before then would be under the interim final rule.

TEMPLATE 7

v20220701p

7b - Assumption/Method Changes for SFA Amount

File name: *Template 7 Plan Name*, where "Plan Name" is an abbreviated version of the plan name.

Instructions for Section C, Item (7)b. of the Instructions for Filing Requirements for Multiemployer Plans Applying for Special Financial Assistance:

Provide a table identifying which assumptions/methods used in determining the amount of SFA differ from those used in the pre-2021 certification of plan status (except the non-SFA and SFA interest rates) and brief explanations as to why using those original assumptions/methods is no longer reasonable and why the changed assumptions/methods are reasonable.

Please state if the changed assumption is an extension of the CBU assumption or the administrative expenses assumption as described in Paragraph A "Adoption of assumptions not previously factored into pre-2021 certification of plan status" of Section III, Acceptable Assumption Changes of PBGC's guidance on Special Financial Assistance Assumptions.

This table should identify all changed assumptions/methods except for the interest rates (including those that are reflected in the Baseline provided in Template 5A or Template 5B) and should be an abbreviated version of information provided in Section D, Item (6)b. of the SFA filing instructions.

For example, if the mortality assumption used in the pre-2021 certification of plan status is the RP-2000 mortality table, and the plan proposes to change to the Pri-2012(BC) table, complete one line of the table as follows:

	(A)	(B)	(C)
Assumption/Method That Has Changed From Assumption Used in Most Recent Certification of Plan Status Completed Prior to 1/1/2021	Brief description of assumption/method used in the most recent certification of plan status completed prior to 1/1/2021	Brief description of assumption/method used to determine the requested SFA amount (if different)	Brief explanation on why the assumption/method in (A) is no longer reasonable and why the assumption/method in (B) is reasonable
Base Mortality Assumption	RP-2000 mortality table	Pri-2012(BC) mortality table	Original assumption is outdated. New assumption reflects more recently published experience for blue collar workers.

For example, assume the plan is projected to be insolvent in 2029 in the pre-2021 certification of plan status. The plan changes its CBU assumption by extending the assumption to the later projection years as described in Paragraph A, "Adoption of assumptions not previously factored into pre-2021 certification of plan status" of Section III, Acceptable Assumption Changes of PBGC's guidance on Special Financial Assistance Assumptions. Complete one line of the table as follows:

	(A)	(B)	(C)
Assumption/Method That Has Changed From Assumption Used in Most Recent Certification of Plan Status Completed Prior to 1/1/2021	Brief description of assumption/method used in the most recent certification of plan status completed prior to 1/1/2021	Brief description of assumption/method used to determine the requested SFA amount (if different)	Brief explanation on why the assumption/method in (A) is no longer reasonable and why the assumption/method in (B) is reasonable
CBU Assumption	Decrease from most recent plan year's actual number of CBUs by 2% per year to 2028	Same number of CBUs for each projection year to 2028 as shown in (A), then constant CBUs for all years after 2028.	Original assumption does not address years after original projected insolvency in 2029. Proposed assumption uses acceptable extension methodology.

Add one line for each assumption/method that has changed from that used in the most recent certification of plan status completed prior to 1/1/2021.

Since this Template 7b is intended as an abbreviated version of more detailed information provided in Section D, Item (6)b. of the SFA filing instructions, it is not necessary to include full tables of rates at every age (e.g., for retirement, turnover, etc.). Instead, a high level description that focuses on what aspect of the assumption/method has changed is preferred.

Template 7 - Sheet 7b

v20220701p

Assumption/Method Changes - SFA Amount

PLAN INFORMATION

Abbreviated Plan Name:	Teamsters Local Union No. 73 Pension Plan
EIN:	51-0149915
PN:	001

	(A)	(B)	(C)
Assumption/Method That Has Changed From Assumption Used in Most Recent Certification of Plan Status Completed Prior to 1/1/2021	Brief description of assumption/method used in the most recent certification of plan status completed prior to 1/1/2021	Brief description of assumption/method used to determine the requested SFA amount (if different)	Brief explanation on why the assumption/method in (A) is no longer reasonable and why the assumption/method in (B) is reasonable
Administrative expenses	Assumed to increase by 2.0% per year from 2019 assumption of \$170,000.	Inflation assumption of 2.0% was extended through 2051. Expenses were increased to reflect increase in PBGC premium levels in 2031, and limited to 15% of projected benefit payments beginning in 2040.	Extended based on Section III, Acceptable Changes, of PBGC's assumption guidance. Expense cap was applied beginning in 2040, instead of 2038 (year after projected insolvency in 2020 Zone Cert) in order to reflect that expenses had been projected for 20 years from 2020 per the Critical and Declining solvency test.
Base Mortality Assumption	RP2014 mortality table with blue collar adjustment, projected back to 2006 using Improvement Scale MP-2014 and forward to 2017 using Improvement Scale MP-2017	PRI-2012 mortality table with blue collar adjustment	Mortality assumption was updated based on Section III, Acceptable Changes, of PBGC's assumption guidance.
Mortality Improvement Assumption	None beyond 2017	Projected generationally from 2012 (i.e. base year of the mortality table) using Scale MP-2021	Mortality assumption was updated based on Section III, Acceptable Changes, of PBGC's assumption guidance.
New Entrant Profile	Because Plan population is small with few new entrants, the new entrant profile had been based on the characteristics of the entire plan population	New entrant profile is based on characteristics of new entrants from 2017 through 2021 (i.e., five years prior to census used to determine SFA).	Changed based on Section III, Acceptable changes, of PBGC's assumption guidance
Future CBU assumption	CBUs assumed to continue at 2019 level for all future years	CBUs are assumed to decline by 3.0% per year from the actual 2022 level until 2032, after which they are assumed to decline by 1.0% per year.	Given industry history, an assumption of level CBUs is unreasonable. CBUs are assumed to decline based on industry history and expected levels of future industry activity, and based on PBGC assumption guidance.
Retroactive Lump Sums for Inactive Vested Participants over Normal Retirement Age	Assumed that Inactive Vested Participants over NRA would retire on the 1/1/2019 valuation date and receive a one-time retroactive lump sum for missed payments back to NRA, per Plan Practice.	Assumed that Inactive Vested Participants over NRA would retire on the 1/1/2023 and receive a one-time retroactive lump sum for missed payments back to NRA, per Plan Practice.	As discussed with PBGC, very few inactive vested participants as of 1/1/2022 valuation (census date used for the SFA application) had retired, and therefore the Plan will owe them retroactive lump sums when they do retire. These lump sums were included in projected benefit payments in 2023.

Version Updates

Version

Date updated

v20230727

v20230727

07/27/2023

TEMPLATE 10

v20230727

Pre-2021 Zone Certification, Baseline Details, and Final SFA Assumption Summaries

File name: *Template 10 Plan Name*, where "Plan Name" is an abbreviated version of the plan name.

Provide a table identifying and summarizing which assumptions/methods were used in each of the pre-2021 certification of plan status, the Baseline details (Template 5A or Template 5B), and the final SFA calculation (Template 4A or Template 4B).

This table should identify all assumptions/methods used, including those that are reflected in the Baseline provided in Template 5A or Template 5B and any assumptions not explicitly listed. Please identify the source (file and page number) of the pre-2021 certification of plan status assumption. Additionally, please select the appropriate assumption change category per SFA assumption guidance*. Please complete all rows of Template 10. If an assumption on Template 10 does not apply to the application, please enter "N/A" and explain as necessary in the "comments" column. If the application contains assumptions not listed on Template 10, create additional rows as needed.

See the table below for a brief example of how to fill out the requested information in summary form. In the example the first row demonstrates how one would fill out the information for a change in the mortality assumption used in the pre-2021 certification of plan status, where the RP-2000 mortality table was the original assumption, and the plan proposes to change to the Pri-2012(BC) table.

	(A)	(B)	(C)	(D)	(E)														
	Source of (B)	Assumption/Method Used in Most Recent Certification of Plan Status Completed Prior to 1/1/2021	Baseline Assumption/Method Used	Final SFA Assumption/Method Used	Category of assumption change from (B) to (D) per SFA Assumption Guidance														
Base Mortality - Healthy	2019 Company XYZ AVR.pdf p. 55	RP-2000 mortality table	Pri-2012(BC) mortality table	Same as baseline	Acceptable Change														
Contribution Base Units	2020 Company XYZ ZC.pdf p. 19	125,000 hours projected to insolvency in 2024	125,000 hours projected through the SFA projection period in 2051	100,000 hours projected with 3.0% reductions annually for 10 years and 1.0% reductions annually thereafter	Generally Acceptable Change														
Assumed Withdrawal Payments -Future Withdrawals	2020 Company XYZ ZC.pdf p. 20	None assumed until insolvency in 2024	None assumed through the SFA projection period in 2051	Same as baseline	Other Change														
Retirement - Actives	2019 Company XYZ AVR.pdf p. 54	<table border="0"> <tr> <td><u>Age</u></td> <td><u>Actives</u></td> </tr> <tr> <td>55</td> <td>10%</td> </tr> <tr> <td>56</td> <td>20%</td> </tr> <tr> <td>57</td> <td>30%</td> </tr> <tr> <td>58</td> <td>40%</td> </tr> <tr> <td>59</td> <td>50%</td> </tr> <tr> <td>60+</td> <td>100%</td> </tr> </table>	<u>Age</u>	<u>Actives</u>	55	10%	56	20%	57	30%	58	40%	59	50%	60+	100%	Same as Pre-2021 Zone Cert	Same as baseline	No Change
<u>Age</u>	<u>Actives</u>																		
55	10%																		
56	20%																		
57	30%																		
58	40%																		
59	50%																		
60+	100%																		

Add additional lines if needed.

*<https://www.pbgc.gov/sites/default/files/sfa/sfa-assumptions-guidance.pdf>

Template 10
Pre-2021 Zone Certification, Baseline Details, and Final SFA Assumption Summaries

v20230727

PLAN INFORMATION

Abbreviated Plan Name:	Teamsters 73
EIN:	51-0149915
PN:	001

	(A)	(B)	(C)	(D)	(E)	
	Source of (B)	Assumption/Method Used in Most Recent Certification of Plan Status Completed Prior to 1/1/2021	Baseline Assumption/Method Used	Final SFA Assumption/Method Used	Category of assumption change from (B) to (D) per SFA Assumption Guidance	Comments
SFA Measurement Date	N/A	N/A	12/31/2022	12/31/2022	N/A	
Census Data as of	2019AVR Teamsters 73 Pension Fund.pdf	01/01/2019	01/01/2022	01/01/2022	N/A	

DEMOGRAPHIC ASSUMPTIONS

Base Mortality - Healthy	2019AVR Teamsters 73 Pension Fund.pdf	RP-2006 Non-Disabled with Blue Collar Adjustment	PRI-2012 Non-Disabled with Blue Collar Adjustment	Same as Baseline	Acceptable Change																					
Mortality Improvement - Healthy	2019AVR Teamsters 73 Pension Fund.pdf	Through 2017 using Scale MP-2017; none beyond 2017	Fully generational from 2012 using Scale MP-2021	Same as Baseline	Acceptable Change																					
Base Mortality - Disabled	2019AVR Teamsters 73 Pension Fund.pdf	RP-2006 Disabled Mortality Table	PRI-2012 Disabled	Same as Baseline	Acceptable Change																					
Mortality Improvement - Disabled	2019AVR Teamsters 73 Pension Fund.pdf	Through 2017 using Scale MP-2017; none beyond 2017	Fully generational from 2012 using Scale MP-2021	Same as Baseline	Acceptable Change																					
Retirement - Actives	2019AVR Teamsters 73 Pension Fund.pdf	<table border="1"> <thead> <tr> <th>Age</th> <th>Males</th> </tr> </thead> <tbody> <tr> <td>55 to 59</td> <td>8%</td> </tr> <tr> <td>60 to 64</td> <td>12%</td> </tr> <tr> <td>65+</td> <td>100%</td> </tr> </tbody> </table>	Age	Males	55 to 59	8%	60 to 64	12%	65+	100%	Same as Pre-2021 Cert	Same as Baseline	No Change													
Age	Males																									
55 to 59	8%																									
60 to 64	12%																									
65+	100%																									
Retirement - TVs	2019AVR Teamsters 73 Pension Fund.pdf	Age 62, or current age if older	Same as Pre-2021 Cert	Same as Baseline	No Change																					
Turnover	2019AVR Teamsters 73 Pension Fund.pdf	<table border="1"> <thead> <tr> <th>Age</th> <th>Rate</th> </tr> </thead> <tbody> <tr> <td>25</td> <td>11.82%</td> </tr> <tr> <td>30</td> <td>11.20%</td> </tr> <tr> <td>35</td> <td>10.55%</td> </tr> <tr> <td>40</td> <td>9.40%</td> </tr> <tr> <td>45</td> <td>7.54%</td> </tr> <tr> <td>50</td> <td>5.73%</td> </tr> <tr> <td>55</td> <td>3.53%</td> </tr> <tr> <td>60</td> <td>4.60%</td> </tr> <tr> <td>65+</td> <td>0.00%</td> </tr> </tbody> </table>	Age	Rate	25	11.82%	30	11.20%	35	10.55%	40	9.40%	45	7.54%	50	5.73%	55	3.53%	60	4.60%	65+	0.00%	Same as Pre-2021 Cert	Same as Baseline	No Change	
Age	Rate																									
25	11.82%																									
30	11.20%																									
35	10.55%																									
40	9.40%																									
45	7.54%																									
50	5.73%																									
55	3.53%																									
60	4.60%																									
65+	0.00%																									
Disability	2019AVR Teamsters 73 Pension Fund.pdf	None assumed	Same as Pre-2021 Cert	Same as Baseline	No Change																					
Optional Form Elections - Actives	2019AVR Teamsters 73 Pension Fund.pdf	Married participants are assumed to elect a 50% QJSA; unmarried are assumed to elect life annuity	Same as Pre-2021 Cert	Same as Baseline	No Change																					
Optional Form Elections - TVs	2019AVR Teamsters 73 Pension Fund.pdf	All are assumed to elect a life annuity	Same as Pre-2021 Cert	Same as Baseline	No Change	The 2019 valuation report does not note the different form election assumption for actives and TVs.																				
Marital Status	2019AVR Teamsters 73 Pension Fund.pdf	80% are assumed to be married	Same as Pre-2021 Cert	Same as Baseline	No Change																					
Spouse Age Difference	2019AVR Teamsters 73 Pension Fund.pdf	Female spouses are assumed to be 3 years younger	Same as Pre-2021 Cert	Same as Baseline	No Change																					
Active Participant Count	2020Zone20200330 Teamsters 73.pdf	Assumed to remain at 1/1/2019 level (i.e. the level on the census date) for all years	Assumed to remain at 1/1/2022 level (i.e. the level on the census date) for all years	Assumed to decline by 3% per year from the 1/1/2022 level for 10 years, and then decline by 1% per year.	Generally Acceptable Change	Consistent with Plan's CBU assumption.																				
New Entrant Profile	2020Zone20200330 Teamsters 73.pdf	Based on data new entrants prior to 2018.	Based on new entrants to the Plan for 2017 to 2021 (i.e. five years prior to the census date), grouped in five-year age buckets.	Same as Baseline	Acceptable Change	New entrant profile is not described in 2020 Zone Certification Report.																				
Missing or Incomplete Data	2019AVR Teamsters 73 Pension Fund.pdf	Not applicable	Not applicable	Not applicable	No Change	There was no missing or incomplete data in the 2019 or 2022 valuations.																				
"Missing" Terminated Vested Participant Assumption	2019AVR Teamsters 73 Pension Fund.pdf	Inactive vested participants aged 75 and older were excluded from the valuation.	Same as Pre-2021 Cert	Same as Baseline	No Change																					
Treatment of Participants Working Past Retirement Date	2019AVR Teamsters 73 Pension Fund.pdf	Benefits for participants working past NRD were assumed to be suspended per the Plan Document.	Same as Pre-2021 Cert	Same as Baseline	No Change																					
Assumptions Related to Reciprocity	2019AVR Teamsters 73 Pension Fund.pdf	None assumed	None assumed	None assumed	No Change																					
Other Demographic Assumption 1	2019AVR Teamsters 73 Pension Fund.pdf	A retroactive lump sum missed payments for inactive vested participants older than NRA was assumed to be paid as of the valuation date.	Same as Pre-2021 Cert	The assumed lump sums were assumed to be paid one year after the valuation date, reflecting an additional year of missed payments, and interest, and reduced for one year of assumed mortality.	Other Change	Change made based on discussions with PBGC.																				

Template 10
Pre-2021 Zone Certification, Baseline Details, and Final SFA Assumption Summaries

v20230727

PLAN INFORMATION

Abbreviated Plan Name:	Teamsters 73
EIN:	51-0149915
PN:	001

	(A)	(B)	(C)	(D)	(E)	
	Source of (B)	Assumption/Method Used in Most Recent Certification of Plan Status Completed Prior to 1/1/2021	Baseline Assumption/Method Used	Final SFA Assumption/Method Used	Category of assumption change from (B) to (D) per SFA Assumption Guidance	Comments
Other Demographic Assumption 2						
Other Demographic Assumption 3						

NON-DEMOGRAPHIC ASSUMPTIONS

Contribution Base Units	2020Zone20200330 Teamsters 73.pdf	Assumed to remain approximately at 2019 level	Assumed to remain at 2022 level	Assumed to decrease from 2022 level by 3% per year for 10 years, and 1% per year thereafter	Generally Acceptable Change	
Contribution Rate	2019A/R Teamsters 73 Pension Fund.pdf	\$1.07 per hour	\$1.28 per hour	\$1.28 per hour	Acceptable Change	Reflects increase in contribution rate for one of the Plan's employers effective 1/1/2021.
Administrative Expenses	2020Zone20200330 Teamsters 73.pdf	Assumed to increase by 2% per year from 2019 level, and adjusted from beginning of year to middle of year	Assumed to increase by 2% per year from 2019 level, and adjusted from beginning of year to middle of year. Adjusted from 2031 to 2039 to reflect increase in PBGC premiums from assumed level of \$41 to \$52. Limited in 2040 and thereafter to 15% of projected benefit payments.	Same as Baseline	Acceptable Change	As noted in response to question 5 on 9/13/2023, expenses were projected through 2039 (i.e., the projection period for Critical and Declining Status) before being limited to 15% of benefit payments, not to 2037 (the Plan's projected year of insolvency in the 2020 Zone Cert).
Assumed Withdrawal Payments - Currently Withdrawn Employers	2020Zone20200330 Teamsters 73.pdf	No payments assumed	Same as Pre-2021 Cert	Same as Baseline	No Change	
Assumed Withdrawal Payments -Future Withdrawals	2020Zone20200330 Teamsters 73.pdf	No payments assumed	Same as Pre-2021 Cert	Same as Baseline	No Change	
Other Assumption 1						
Other Assumption 2						
Other Assumption 3						

CASH FLOW TIMING ASSUMPTIONS

Benefit Payment Timing		Middle of year	Same as Pre-2021 Cert	Same as Baseline	No Change	
Contribution Timing		Middle of year	Same as Pre-2021 Cert	Same as Baseline	No Change	
Withdrawal Payment Timing		Not applicable	Not applicable	Not applicable	No Change	
Administrative Expense Timing		Middle of year	Same as Pre-2021 Cert	Same as Baseline	No Change	
Other Payment Timing						

Create additional rows as needed.