

**RETIREMENT PLAN OF BRICKLAYERS LOCAL
NO. 1 OF RICHMOND PENSION FUND**

**REVISED APPLICATION FOR SPECIAL
FINANCIAL ASSISTANCE**

Table of Contents

A. Plan Identifying Information.....	1
B. Plan Documents.....	1
C. Plan Data.....	3
D. Plan Statements.....	5
E. Checklist and Certifications.....	7

A. Plan Identifying Information

Name of the Plan	Retirement Plan of Bricklayers Local No. 1 of Richmond Pension Fund
Employer Identification Number	54-6060633
Three-digit Plan Number	001
Notice filer name	Michael Shockley
Role of filer	Plan administrator
Total amount requested	\$12,662,094.00

B. Plan Documents

(1) Plan Documentation

a. Plan document and amendments

See attached documents labeled:

- Most recent plan document, file labeled: ***Richmond Brick Plan Document.pdf***
- All amendments since last restatement, file labeled: ***Richmond Brick – First Amendment.pdf***

b. Trust Agreement and amendments

See attached documents labeled:

- Most recent trust agreement, file labeled: ***Richmond Brick Trust Agreement.pdf***
- All amendments adopted since the last restatement, files labeled: ***Richmond Brick – 1st Trust Amendment.pdf, Richmond Brick – 2nd Trust Amendment.pdf***

c. Amendment required by §4262.6(e)(1) of PBGC’s SFA regulation

See attached document labeled: ***Richmond Brick – Compliance Amendment.pdf***

d. Proposed plan amendment required by §4262.6(e)(2) of PBGC’s SFA Regulation

See attached document labeled: ***Richmond Brick – Unexecuted Amendment.pdf***

e. Statement Plan was partitioned

The Plan was not partitioned under section 4233 of ERISA, therefore this is not required.

f. Most recent IRS determination letter

See attached document labeled: ***Richmond Bricklayers – Determination Ltrr.pdf***

(2) Actuarial Valuation Reports

See attached document labeled:

- ***2018AVR Richmond Brick.pdf***
- ***2019AVR Richmond Brick (2).xls***

No actuarial valuation reports were prepared after 2018 because the Plan became insolvent in the 2019/2020 Plan Year. Following our telephone discussion with Ms. Erika Bode and PBGC professionals on April 29, 2022, and June 27, 2022, we are attaching Excel worksheets with actuarial valuation results for 2019 but for which no actuarial valuation report was prepared.

(3) Rehabilitation Plan

The Rehabilitation Plan is attached, document labeled: ***Richmond Brick – Rehab Plan.pdf***

(4) Form 5500

See attached document labeled: ***2020Form5500 Richmond Brick Pension Fund.pdf***

(5) Zone Certifications

See attached documents labeled:

- ***2018Zone20180925 Richmond Brick (2).pdf***
- ***2019Zone20190927 Richmond Brick (2).pdf***
- ***2020Zone20200924 Richmond Brick (2).pdf***
- ***2021Zone20210927 Richmond Brick (2).pdf***

Assumptions were disclosed in the 2017 and 2018 valuation reports for the 2018 and 2019 certifications, respectively. No valuation reports were required after 2018, but the 2020 certification was based on the same actuarial assumptions in 2019 which were unchanged from those in the 2018 valuation report. Assumptions for the 2021 certification were attached as part of the certification.

(6) Account Statements

The most recent statement for the plan's bank account is attached as the following: ***Richmond Brick - March Bank Statement.pdf***

(7) Plan's Financial Statements

See attached document labeled: ***Richmond Brick – Financial Statement as of 6.30.21.pdf***

(8) Withdrawal Liability Documentation

See section 10.03 of the Plan Document

(9) Bank Information for Payment

See attached document labeled: ***Richmond Brick – ACH Info.pdf***

C. Plan Data

(1) Form 5500 projection

The Plan is not required to respond Yes to line 8b(1) on the Form 5500 Schedule MB, therefore this is not required.

(2) Contributing Employers

The Plan has less than 10,000 participants, therefore this is not required.

(3) Historical Plan Information

See attached file labeled: *Template 3 Richmond Brick (2).xlsx*

(4) SFA Determination

See attached file labeled: *Template 4a Richmond Brick (2).xlsx*

(5) Baseline Details

See attached file labeled: *Template 5a Richmond Brick (2).xlsx*

(6) Reconciliation Details

See attached file labeled: *Template 6a Richmond Brick (2).xlsx*

(7) Assumption Details

a. Assumptions for SFA Eligibility

The Plan is eligible under §4262.3(a)(4) and therefore under PBGC instructions, this is not required.

b. Assumptions for SFA Amount

See attached file labeled: *Template 7 Richmond Brick (2).xlsx*

(8) Contribution and Withdrawal Liability Detail

See attached file labeled: *Template 8 Richmond Brick (2).xlsx*

(9) Participant Data

The Plan has less than 350,000 participants, therefore this is not required.


REQUIRED TRUSTEE SIGNATURE
BRICKLAYERS UNION LOCAL NO. 1 PENSION FUND OF VIRGINIA
APPLICATION FOR SPECIAL FINANCIAL ASSISTANCE

Pursuant to the Pension Benefit Guarantee Corporation's Interim Final Rule, 29 C.F.R. Parts 4000 and 4262, issued under Sections 4000 and 4262 of the Employee Retirement Income Security Act of 1974, as amended ("ERISA") and published in the Federal Register on July 21, 2021 (the "Regulations"), the Board of Trustees of the **Bricklayers Union Local No. 1 Pension Fund of Virginia** (the "Plan") submits the enclosed Application and accompanying Exhibits to the Pension Benefit Guarantee Corporation ("PBGC") for approval of Special Financial Assistance ("SFA") made available by the American Rescue Plan Act of 2021.

Article V, Section 10 of the Restated Agreement and Declaration of Trust of the Bricklayers Local Union No. 1 Pension Fund of Virginia, as amended, authorizes the Fund's Chairman and Co-Chairman to sign documents on behalf of the Board of Trustees.



Glenn Kelly
Chairman of the Board of Trustees



Scott Pritchett
Co-Chairman of the Board of Trustees

D. Plan Statements

(1) SFA request cover letter

This is optional and therefore not attached.

(2) Plan Sponsor Information

Board of Trustees of Bricklayers Union Local No. 1 Pension Fund of Virginia
Lawrence C. Musgrove Associates, Inc.
1299 S. Colorado St.
Salem, VA 24153
Phone: (540) 345-7735

Plan Sponsor's Authorized Representative

Michael Shockley, Administrator
Lawrence C. Musgrove Associates, Inc.
1299 S. Colorado St
Salem, VA 24153
Phone: (540) 345-7735 x 112
mshockley@musgroveassoc.com

Mike Powers
O'Donoghue & O'Donoghue LLP
5301 Wisconsin Ave N.W., Suite 800
Washington, DC 20015
Phone: (202) 362-0041
mpowers@odonoghuelaw.com

Enrolled Actuary
Sing Lee
655 Third Avenue, Suite 1200
New York, NY 10017
Phone: (212) 308-4200 x 2408
slee@savastaandco.com

(3) Eligibility

Bricklayers Union Local No. 1 Pension Fund of Virginia ("Fund") meets the eligibility requirements under §4262(b)(1)(D) of ERISA and §4262.3(a)(4) of PBGC's SFA regulation as the Fund became insolvent after December 16, 2014, has remained insolvent and has not terminated under section 4041A of ERISA as of March 11, 2021.

(4) Priority Group Information

Pursuant to §4262.10(d)(2) of PBGC's SFA regulation, the Fund is in Priority Group 1.

(5) Assumed Future Contributions and Withdrawal Liability Payments

See attached document labeled: *Richmond Brick – Certification of Enrolled Actuary (2).pdf*

(6) Assumption Changes

a. Eligibility Assumptions

The Plan is not eligible under section §4262.3(a)(1) or §4262.3(a)(3) of PBGC’s SFA regulation, therefore as per PBGC instructions this is not required.

b. SFA Assumptions

The changes in assumptions and the rationale for such changes are detailed in the attached document labeled: *Richmond Brick – Certification of Enrolled Actuary (2).pdf*

(7) Reinstatement of Benefits for Plans with Suspension of Benefits

Benefits that were reduced effective October 1, 2019, to PBGC’s guaranteed amounts will be reinstated. The reinstated benefits will be paid in a lump-sum without interest as of the SFA measurement date, 4/1/2022.

(8) Reconciliation of Assets as of SFA Measurement Date

See the attached document labeled: *Richmond Brick – Asset Reconciliation.xlsx*

E. Checklist and Certifications

(1) SFA Application Checklist

See attached document labeled: *Richmond Brick Checklist (2).xlsx*

(2) Certification if Plan is eligible under section §4262(b)(1)(C) of ERISA

The Plan is not eligible under section §4262(b)(1)(C) of ERISA, therefore this is not required.

(3) Certification of Priority Status

The Plan is insolvent, therefore this is not required.

(4) Certification by Plan's Enrolled Actuary Certifying SFA Amount

See attached document labeled: *Richmond Brick – Certification of Enrolled Actuary (2).pdf*

(5) Certification of Plan Sponsor to the Accuracy of the Fair Market of Plan Assets

See attached document labeled: *Richmond Brick – Certification of Plan Sponsor.pdf*


(6) Certification the proposed plan amendment provided under Section B, Item 1d will be timely adopted

As required by 29 C.F.R. § 4262.7(e)(2) for the application for special financial assistance for the **Bricklayers Union Local No. 1 Pension Fund of Virginia** (the "Application" for the "Plan"), we, the members of the Board of Trustees of the Plan hereby certify that the proposed amendment to the Plan of Benefits of the Bricklayers Union Local No. 1 Pension Fund of Virginia, as amended and restated as of May 1, 2014, to reinstate benefits under the Plan that have been suspended under section 424S(a) of ERISA due to plan insolvency, which proposed amendment is submitted herewith as part of the Application, will be timely adopted upon approval by the Pension Benefit Guaranty Corporation of the Application.

Article V, Section 10 of the Restated Agreement and Declaration of Trust of the Bricklayers Local Union No. 1 Pension Fund of Virginia, as amended, authorizes the Fund's Chairman and Co-Chairman to sign documents on behalf of the Board of Trustees.



Glenn Kelly
Chairman of the Board of Trustees



Scott Pritchett
Co-Chairman of the Board of Trustees

Date: April 20, 2022

(7) Penalty of Perjury Statement Pursuant to PBGC Regulation §4262.6(b)

See attached document labeled: *Richmond Brick – Penalties of Perjury*

SAVASTA AND COMPANY, INC.
CONSULTANTS ACTUARIES ADMINISTRATORS
655 THIRD AVENUE
12TH FLOOR
NEW YORK, NEW YORK 10017



TELEPHONE
(212) 308-4200

Enrolled Actuary's Certification

TELECOPIER
(212) 308-4545

This is to certify that the requested amount of SFA for the **Bricklayers Union Local No. 1 Pension Fund of Virginia** is the amount to which the plan is entitled under ERISA section 4262(j)(1) and PBGC SFA Regulation § 4262.4.

The assumptions used for the 2020 zone certification and to determine the requested amount of SFA are summarized below.

1. Mortality

2020 zone certification - RP-2000 Employees and Healthy Annuitant Mortality; no provision was made for future mortality improvement

SFA calculations: Pri-2012 amount-weighted Blue Collar with 2020 projection scale

Reason for change - Original assumption is outdated. New assumption reflects more recently published experience for blue collar workers.

2. Interest Rate

2020 zone certification – 7.5%

SFA calculations – 5.28% as non-SFA interest rate and 2.93% as SFA interest rate

Reason for change – As per ERISA section 4262(e)(3), March 2022 third segment rate of 3.28% plus 200 basis points was chosen, and per PBGC Regulations 4262.4(e)(1) and 4262.4(e)(2).

3. Administrative Expenses

2020 zone certification - Future annual expenses were assumed to equal the most recent plan year's expenses.

SFA calculations - PBGC Premium Expense: As published by PBGC, \$31 (2021), \$32 (2022), \$35 (2023) and \$1 per participant per year increase through 2030, a jump to \$52 in 2031, and \$1 increase thereafter. No increase for other expenses. Total projected administrative expenses for each future year were capped at 15% of projected annual benefit payments each year.

Bricklayers Union Local No. 1 Pension Fund of Virginia

Reason for change – The original assumption was unreasonable for SFA calculation purposes. The new assumption reflects the projected PBGC premium rates.

4. Withdrawal Liability

2020 zone certification – There is no withdrawal liability payment.

SFA calculations - There is no withdrawal liability payment.

No change was made.

5. Contribution Base Units (CBUs) /Employer Contributions

2020 zone certification – Based on actual contributions as stated in the Auditor’s financial statements and staying constant, with projected active population also staying constant (at count of 22) and constant CBUs which are work-hours.

SFA calculations - Active population is projected to decrease by 10% by each year. Future contributions are calculated as $A \times B$.

A = constant projected work-hours of actives and new entrants.

B = contribution rate. Similar to expenses excluding PBGC premiums, there is no increase for future contribution rates.

Attached is a 10-year history of the Plan’s CBUs, **Exhibit I**.

6. Termination

2020 zone certification – Sarason T-11 Table

SFA calculations - Sarason T-11 Table

No change was made.

7. Disabled Life Mortality

2020 zone certification – Male and female base mortality tables in accordance with Revenue Ruling 96-7; no provision was made for future mortality improvement

Bricklayers Union Local No. 1 Pension Fund of Virginia

SFA calculations – Male and female base mortality tables in accordance with Revenue Ruling 96-7; no provision was made for future mortality improvement

No change was made.

8. Disability rates

2020 zone certification – 1985 Pension Disability Table Class I Rates; no provision was made for future mortality improvement.

SFA Calculations – 1985 Pension Disability Table Class I Rates; no provision was made for future mortality improvement.

No change was made.

9. Retirement

2020 zone certification – Age 65 with 5 years of participation.

SFA calculations – Age 65 with 5 years of participation.

No change was made.

10. Terminated Vested Participants

2020 zone certification – All terminated vesteds were included in the valuation. No actuarial increase was given for those over age 65.

SFA calculations – Same as in 2020 zone certification: all were included but with no actuarial increase. A chart of such participants by age (with monthly benefits) is attached, **Exhibit II**.

No change was made.

11. Married percent and spouse age difference

2020 zone certification – The percent married assumption was 100% for males and females. Male spouses were assumed to be 3 years older than female participants. Female spouses were assumed to be 3 years younger than male participants.

Bricklayers Union Local No. 1 Pension Fund of Virginia

SFA calculations - The percent married assumption was 100% for males and females. Male spouses were assumed to be 3 years older than female participants. Female spouses were assumed to be 3 years younger than male participants.

No change was made.

12. Assumed form of payment

2020 zone certification – 100% of active and terminated vested participants assumed to elect the Straight Life Annuity form of payment.

SFA calculations – 50% of active and terminated vested participants assumed to elect the Straight Life Annuity form of payment, and the balance of 50% elect Joint and 50% Survivor Annuity.

Reason for change - New assumption reflects more reasonable anticipation of participants' election choice even though the married assumption is 100% (item 11 above).

13. New entrants

2020 zone certification – The active participant count was assumed to be remain level based on census data as of July 1, 2019.

SFA calculations – For purposes of determining participant counts, the active participant count was assumed to decrease 10% each year from 22 as of July 1, 2021.

Reason for change – The 10% decrease in active population is the best estimate for this declining industry. Attached is a profile of new entrants based on the 5 plan years preceding the measurement date, **Exhibit III**.

14. Participant Data

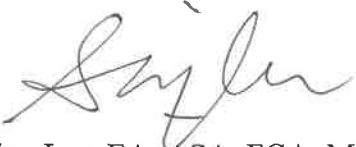
The participant data used for this SFA application was the participant data as of July 1, 2021 and was obtained from the Plan's fund office.

I am a member of the American Academy of Actuaries and I meet the Qualification Standards of the American Academy of Actuaries to render the actuarial opinion contained herein.

Bricklayers Union Local No. 1 Pension Fund of Virginia

To the best of my knowledge, the information supplied in this SFA application is complete and accurate. Each prescribed assumption was applied in accordance with applicable law and regulations. In my opinion each other assumption is reasonable (taking into account the experience of the Plan and reasonable expectations), and such other assumptions, in combination, offer my best estimate of anticipated experience under the Plan.

Sincerely,

A handwritten signature in cursive script, appearing to read "Sing Lee".

Sing Lee, EA, ASA, FCA, MAAA
Consulting Actuary
Enrolled Actuary No. 20-05385

Date: November 3, 2022

Abbreviated Plan Name:	Bricklayers Local 1	
EIN:	54-6060633	
PN:	001	
SFA Amount Requested:	\$12,662,094	

Exhibit I

Plan Year (in order from oldest to most recent)	Plan Year Start Date	Plan Year End Date	Total Contributions*	Total Contribution Base Units	Average Contribution Rate	Reciprocity Contributions (if applicable)	Additional Rehab Contributions (if applicable)	Other - Explain if Applicable	Withdrawal Liability Payments Collected	Number of Active Participants at Beginning of Plan Year	Ratio
2009	7/1/2009	6/30/2010		135,380.25							N/A
2010	7/1/2010	6/30/2011		84,227.55							0.6222
2011	7/1/2011	6/30/2012	\$131,983.12	57,439.85	\$2.30	\$35,778.94	\$0.00	\$0.00	\$0.00	137	0.6820
2012	7/1/2012	6/30/2013	\$170,902.48	76,562.75	\$2.23	\$37,905.38	\$0.00	\$0.00	\$0.00	88	1.3329
2013	7/1/2013	6/30/2014	\$172,183.27	76,140.70	\$2.26	\$43,809.54	\$0.00	\$0.00	\$0.00	82	0.9945
2014	7/1/2014	6/30/2015	\$102,623.56	53,129.50	\$1.93	\$36,060.15	\$0.00	\$0.00	\$0.00	80	0.6978
2015	7/1/2015	6/30/2016	\$105,286.44	49,151.25	\$2.14	\$28,044.50	\$0.00	\$0.00	\$0.00	84	0.9251
2016	7/1/2016	6/30/2017	\$112,001.18	50,800.17	\$2.20	\$26,108.81	\$0.00	\$0.00	\$0.00	45	1.0335
2017	7/1/2017	6/30/2018	\$85,963.72	40,647.95	\$2.11	\$17,713.14	\$0.00	\$0.00	\$0.00	37	0.8002
2018	7/1/2018	6/30/2019	\$72,040.70	46,800.80	\$1.54	\$9,848.72	\$0.00	\$0.00	\$0.00	45	1.1514
2019	7/1/2019	6/30/2020	\$89,073.31	Excl	N/A	\$33,596.39	\$0.00	\$0.00	\$0.00	40	0.3457
2020	7/1/2020	6/30/2021	\$51,408.95	Excl	N/A	\$36,163.78	\$0.00	\$0.00	\$0.00	46	0.8887
											11.1%

Abbreviated Plan Name:	Bricklayers Local 1		Exhibit II	
EIN:	54-6060633			
PN:	001			
SFA Amount Requested:	\$12,662,094			

<u>AA (Attained Age)</u>		<u>Sum</u>	<u>Count</u>	<u>Mean</u>
x < 55	MoBenUnreduced (Monthly 1	\$13,045.13	45	\$289.89
	AA	\$2,118.58	45	\$47.08
55 <= x < 65	MoBenUnreduced	\$15,354.85	79	\$194.37
	AA	\$4,759.17	79	\$60.24
65 <= x < 66	MoBenUnreduced	\$944.45	5	\$188.89
	AA	\$326.54	5	\$65.31
66 <= x < 67	MoBenUnreduced	\$1,520.00	6	\$253.33
	AA	\$398.58	6	\$66.43
67 <= x < 68	MoBenUnreduced	\$1,889.84	11	\$171.80
	AA	\$743.29	11	\$67.57
68 <= x < 69	MoBenUnreduced	\$503.70	8	\$62.96
	AA	\$548.85	8	\$68.61
69 <= x < 70	MoBenUnreduced	\$484.02	6	\$80.67
	AA	\$417.57	6	\$69.59
70 <= x < 71	MoBenUnreduced	\$82.21	5	\$16.44
	AA	\$351.89	5	\$70.38
71 <= x < 72	MoBenUnreduced	\$261.26	3	\$87.09
	AA	\$214.23	3	\$71.41
72 <= x < 73	MoBenUnreduced	\$795.66	6	\$132.61
	AA	\$436.03	6	\$72.67
73 <= x < 74	MoBenUnreduced	\$711.79	3	\$237.26
	AA	\$220.86	3	\$73.62
74 <= x < 75	MoBenUnreduced	\$32.30	1	\$32.30
	AA	\$74.00	1	\$74.00
75 <= x < 76	MoBenUnreduced	\$152.95	3	\$50.98
	AA	\$227.18	3	\$75.73
76 <= x < 77	MoBenUnreduced	\$343.73	5	\$68.75
	AA	\$383.07	5	\$76.61
77 <= x < 78	MoBenUnreduced	\$17.56	1	\$17.56
	AA	\$77.53	1	\$77.53
78 <= x < 79	MoBenUnreduced	\$81.14	1	\$81.14
	AA	\$78.92	1	\$78.92
79 <= x	MoBenUnreduced			
	AA			
<Total>	MoBenUnreduced	\$36,220.59	188	\$192.66
	AA	\$11,376.29	188	\$60.51

Abbreviated Plan	Bricklayers Local 1	Exhibit III
EIN:	54-6060633	
PN:	001	
STFA Amount	\$12,662,094	

<u>sex</u>	<u>EA (entry Age)</u>	<u>HrsLY (Hours)</u>	<u>LastContRate (Contribution Rate)</u>	<u>ContLY (Contribution Amount)</u>
M	51.08	1,239.50	\$3.15	\$3,904.45
M	59.50	380.00	\$2.61	\$991.80
M	38.00	760.75	\$3.15	\$2,396.38
M	54.58	1,074.25	\$3.15	\$3,383.91
M	36.33	160.00	\$2.61	\$417.60
M	28.42	385.00	\$2.61	\$1,004.86
M	22.83	238.00	\$2.61	\$621.18
M	41.42	360.00	\$2.61	\$939.60
M	24.17	867.00	\$2.61	\$2,262.88
M	48.42	1,135.00	\$3.15	\$3,575.27
M	57.42	494.00	\$2.61	\$1,289.34
M	37.83	494.00	\$2.61	\$1,289.34
M	41.50	1,194.00	\$3.15	\$3,761.13
M	35.58	169.00	\$2.61	\$441.09
M	38.50	1,254.00	\$3.15	\$3,950.12
M	45.08	337.50	\$2.61	\$880.88
M	27.08	243.50	\$2.61	\$635.54
M	23.50	1,431.00	\$3.15	\$4,507.67
M	33.75	246.00	\$2.61	\$642.06
M	35.08	279.00	\$2.61	\$728.19
M	33.75	458.00	\$2.61	\$1,195.38
M	33.42	765.50	\$2.61	\$1,997.96
M	22.00	308.00	\$2.57	\$792.85
M	33.08	154.00	\$2.57	\$396.43
M	34.83	154.00	\$2.57	\$396.43
M	33.08	154.00	\$2.57	\$396.43
M	25.17	462.00	\$2.57	\$1,189.28
M	33.08	154.00	\$2.57	\$396.43
M	40.58	1,694.00	\$2.57	\$4,360.70
M	51.25	154.00	\$2.57	\$396.43
M	34.25	1,078.00	\$2.57	\$2,774.99
M	45.83	308.00	\$2.67	\$822.36

Bricklayers Union Local No. 1 Pension Fund of Virginia

<u>7.50%</u>	<u>2018</u>	<u>2019</u>	<u>2020</u>	<u>2021</u>	<u>2022</u>
MVA, July 1	1,173,484	279,941	(669,103)	(1,680,072)	(2,775,475)
Contributions	23,715	23,715	23,715	23,715	23,715
Interest & Dividends					
Investment Expense	52,533	(14,066)	(84,910)	(161,044)	(243,194)
Other	-	-	-	-	-
Total	76,248	9,649	(61,195)	(137,329)	(219,479)
Benefits	857,999	846,901	837,982	846,283	846,147
Expenses	111,792	111,792	111,792	111,792	111,792
Other	-	-	-	-	-
Total	969,791	958,693	949,774	958,075	957,939
Increase (Decrease)	(893,543)	(949,044)	(1,010,969)	(1,095,404)	(1,177,418)
Market Appreciation	-	-	-	-	-
MVA, June 30 of Following Yr	279,941	(669,103)	(1,680,072)	(2,775,475)	(3,952,893)
Yield	7.50%	7.50%	7.50%	7.50%	7.50%

Assumptions are disclosed in 2018 actuarial valuation report.

Brick 1			MVA	MVA at 7.5%		AVA	AVA at 7.5%	
07/01/2018			1,151,089	1,151,089		968,395	968,395	
Contr: Employer			65,922	65,922		65,922	65,922	
WL			-	-		-	-	
			65,922	65,922		65,922	65,922	
Interest			8,814	8,814		8,814	8,814	
Dividends			4,367	4,367		4,367	4,367	
Investment Expense			(9,774)	(9,774)		(9,774)	(9,774)	
			3,407	3,407		3,407	3,407	
Other			-	-		-	-	
Total Income			69,329	69,329		69,329	69,329	
Benefits			(827,912)	(827,912)		(827,912)	(827,912)	
Expenses			(144,345)	(144,345)		(144,345)	(144,345)	
Other			-	-		-	-	
Total Outgo			(972,257)	(972,257)		(972,257)	(972,257)	
Increase (Decrease)			(902,928)	(902,928)		(902,928)	(902,928)	
Market Appreciation			103	48,937	MVA G/(L) (48,834)	133,144	35,235	AVA G/(L) 97,909
07/01/2019			248,264	297,098		198,611	100,702	
Yield			0.50%	7.50%		26.50%	7.50%	
Compound Yields								
	<u>2015</u>	<u>2016</u>	<u>2017</u>	<u>2018</u>	<u>2019</u>			
	5.93%	2.53%	4.41%	5.21%	4.25%			
		-0.76%	3.65%	4.97%	3.84%			
			8.26%	7.96%	5.41%			
				7.66%	4.02%			
					0.50%			

1. Market value of assets as of July 1, 2019 248,264

2. Adjustment

<u>PYE 6/30</u>	<u>Realized and Unrealized Gains (Losses)</u>	<u>Percentage Not Recognized</u>	<u>Amount Not Recognized</u>	<u>2020</u>	<u>2021</u>	<u>2022</u>	<u>2023</u>
2019	103	80.00%	82	21	21	21	21
2018	102,627	60.00%	61,576	20,525	20,525	20,525	
2017	158,014	40.00%	63,206	31,603	31,603		
2016	(68,320)	20.00%	(13,664)	(13,664)			
2009	(2,284,265)	0.00%	<u>0</u>	<u>0</u>			
Total			111,200	38,485	52,149	20,546	21

3. Actuarial value of assets as of July 1, 2019 [(1) - 2(e)] 137,064

4. 80% of Market Value 198,611

5. 120% of Market Value 297,917

6. Final Actuarial Value as of July 1, 2019 198,611

	<u>Liability</u>	<u>Asset</u>	<u>Unfunded</u>
BOY	9,073,876	968,395	8,105,481
NC	11,068	N/A	11,068
Contribs	N/A	65,922	65,922
BPs (actual for both)	827,912	827,912	0
Expenses (actual for Assets, expected for Unfunded)	N/A	144,345	145,300
Interest	650,324	38,642	617,167
EOY Expected	8,907,356	100,702	8,813,094
EOY Actual	8,765,480	198,611	8,566,869
Gain/(Loss)	141,876	97,909	246,225
Expected Expenses w/int	156,198		
Actual Expenses w/int	149,758		
Expense Gain/(Loss)	6,440		
Total Gain/(Loss)	148,316	97,909	246,225

7/1/2018-6/30/2019	Interest Rate	7.50%
07/01/2018	AAL	9,073,876
07/01/2018	AAL in Gain/(Loss) Run	9,106,175
	Difference	(32,299)
1	Difference with interest	(34,721)
07/01/2018	NC	11,068
07/01/2018	NC in Gain/(Loss) Run	6,402
	Difference	4,666
2	Difference with interest	5,016
	Gain/(Loss) from Gain/(Loss) run	993,122
	Actual Ben Paymt with Interest	858,959
3	Net Gain	134,163
07/01/2019	AAL from Run	8,765,480
07/01/2019	AAL in Gain/(Loss) Run	8,802,898
4	Difference	37,418
	Expense Estimate with interest	156,198
	Actual Expenses with interest	149,758
5	Expense Gain/(Loss)	6,440
	Sum of 1 through 5	148,315
	Calculated Gain/(Loss)	148,316
	Miscellaneous Gain/(Loss)	1

Data Change	-29	0.0%
Transfers Out	0	0.0%
QAR	1,231	0.0%
QAD	-750	0.0%
QAI	1,222	0.0%
QAW	1,587	0.0%
Immediates	0	0.0%
QR/QI	1,162,131	12.8%
QVR	-81,993	-0.9%
NonAct Stat Change	57,698	0.6%
Other	-149	0.0%
Act Ben Chg	0	0.0%
Salary/Svc Change	-6,487	-0.1%
Non-Act Ben Chg	0	0.0%
Transfers In	-139,637	-1.5%
New Entrants	-1,700	0.0%
Rehires	<u>0</u>	<u>0.0%</u>
	993,124	10.9%

Sources of Gain/(Loss)

<u>For PY Ended 6/30</u>	<u>2009</u>	<u>2010</u>	<u>2011</u>	<u>2012</u>	<u>2013</u>	<u>2014</u>	<u>2015</u>	<u>2016</u>	<u>2017</u>	<u>2018</u>	<u>2019</u>
Actives											
Expected Retirements	11	1	0	1	2	2	1	1	1	1	1
Actual Retirements	4	3	0	0	1	3	1	0	0	3	1
Difference	7	-2	0	1	1	-1	0	1	1	-2	0
Expected Deaths	0	0	0	0	0	0	0	0	0	0	0
Actual Deaths	0	0	0	0	0	0	0	0	2	0	0
Difference	0	0	0	0	0	0	0	0	-2	0	0
Expected Disablements	0	1	1	0	0	0	0	0	0	0	0
Actual Disablements	0	0	1	0	0	0	0	0	0	0	0
Difference	0	1	0	0	0	0	0	0	0	0	0
Expected Withdrawals	13	15	11	6	5	6	8	4	4	3	5
Actual Withdrawals	45	62	56	31	7	16	29	11	8	10	18
Difference	-32	-47	-45	-25	-2	-10	-21	-7	-4	-7	-13
Inactives											
Expected Deaths	13	13	14	15	16	16	15	16	14	15	15
Actual Deaths	23	12	16	7	12	27	17	36	10	16	36
Difference	-10	1	-2	8	4	-11	-2	-20	4	-1	-21

<u>GAIN/(LOSS)</u>				
Unfunded AAL Last Yr	8,105,481			
Normal Cost Last Yr	156,368			
Interest	619,639			
Contributions w/i	68,394		65,922	2,472
Assump Chg	<u>351,899</u>			
Expected Unfunded This Yr	9,164,993		asset g/(l)	97,909
Actual Unfunded This Yr	<u>8,918,768</u>		liability g/(l)	<u>148,316</u>
Gain (Loss)	246,225		Total g/(l)	246,225
<u>REQ. CONTR. TO MAINTAIN CR. BAL.</u>				
Normal Cost	154,608			
Amortization Charges	737,835			
Amortization Credits	177,778			
Interest	50,027			
Interest of Credit Balance	<u>-326,516</u>	-276,489		
Req. Contr.	1,091,208			
Min. Req. Contr. (w/ CB)	5,755,727			
<u>MAX ALLOWABLE CONTR.</u>				
Normal Cost	154,608			
10-Yr Amort of Unfunded Liab.	1,186,759			
Interest	93,896			
Total	1,435,263			

<u>A. Projection of Actuarial Accrued Liability to EOY</u>	
1. Actuarial Accrued Liability at BOY	9,117,379
2. Accrued Benefit Normal Cost	154,608
3. Expected Pension Payments	861,699
4. Interest on (1), (2) and (3)	<u>588,720</u>
5. Actuarial Accrued Liability at EOY	8,999,008
(1) + (2) - (3) + (4)	

<u>B. Projection of Applicable Assets to EOY</u>	
1. Applicable Assets at BOY*	198,611
2. Prior Credit Balance at BOY	0
3. Expected Pension Payments	861,699
4. Interest on (1), (2) and (3)	<u>-46,416</u>
5. Assets at EOY	-709,504
(1) - (2) - (3) + (4)	

* Lesser of Actuarial Value and Market Value.

<u>C. Projection of Actuarial Assets to EOY</u>	
1. Actuarial Assets at BOY	198,611
2. Expected Pension Payments	861,699
3. Interest on (1) and (2)	<u>-46,416</u>
4. Assets at EOY	-709,504
(1) - (2) + (3)	

<u>D. RPA '94 Minimum Amount</u>	
1. Current Liability at BOY	14,789,827
2. Current Liability Normal Cost	22,902
3. Expected Pension Payments	880,070
4. Interest on (1), (2) and (3)	<u>426,339</u>
5. Current Liability at EOY	14,358,998
(1) + (2) - (3) + (4)	
6. 90% of (5)	12,923,098
7. Minimum Amount [D6 - C4] (not less than \$0)	13,632,602

<u>E. Full Funding Limitation under IRC Section 412</u>	
1. [A5-B5] (not less than \$0)	9,708,512
2. Full Funding Limitation (E1 but not less than D7)	13,632,602

<u>F. Full Funding Limitation under IRC Section 404</u>	
1. [A5-B5-B2 (with interest)] (not less than \$0)	9,708,512
2. Full Funding Limitation (F1 but not less than D7)	13,632,602

<u>G. Maximum Deductible Contribution under IRC Section 404(a)(1)(D)</u>	
[140% of D5 - C4] (not less than \$0)	20,812,101

Aggregate Funding Method

Present Value of Benefits	9,182,507
MVA	248,264
CB/ (FD) @ Val Date	0
PVFL	114,7724
Active Count under ARA	24
Aggregate Cost BOY	1,868,235
Aggregate Cost EOY	1,999,011

15-Year Funding

Normal Cost	154,608
15-Year amortization of unfunded	915,171
15-Year Funding Cost at BOY	1,069,779
15-Year Funding Cost at EOY	1,144,664
Contributions made during 2018/19 PY	65,922

<u>PYE 6/30</u>	<u>2019</u>
PVVB: Rets	6,238,244
Other PVVB	2,875,923
Nonvested Benefits	<u>3,212</u>
PVAB TY	9,117,379
PVAB LY	9,073,876
Ben Accum	-129,978
Plan Amendment	0
Assmp Changes	351,899
Interest	649,494
Benefits Paid	<u>-827,912</u>
Net Increase (Decrease)	<u>43,503</u>
PVAB TY	9,117,379

7.00%

3.06%

	<u>UC</u>		<u>PVVB</u> <u>PVAB</u>		<u>RPA CL</u>
	<u>AAL</u>	<u>NC</u>			
Actives	11,380	430			2.240
Actives at Ret Age	#DIV/0!				#DIV/0!
Total Actives	11,380				2.240
Retired & Benef.	29,706				1.458
Term. Vested	12,901				1.949
Expenses		6,013			
Total	20,911				1.622
Actives					0.315
Actives at Ret Age					#DIV/0!
Total Actives					0.315
Retired & Benef.					0.116
Term. Vested					0.241

6.25%

<u>RPA NC</u>	<u>Wdl Liab</u>
2.222	1.127
	#DIV/0!
	1.127
	1.047
	1.096
	1.064
	0.169
	#DIV/0!
	0.169
	0.063
	0.128

Bricklayers Union Local No. 1 Pension Fund of Virginia

<u>7.50%</u> MVA, July 1	<u>2019</u> 248,668	<u>2020</u> (664,691)	<u>2021</u> (1,646,552)	<u>2022</u> (2,702,052)	<u>2023</u> (3,836,715)
Contributions	66,093	66,093	66,093	66,093	66,093
Interest & Dividends					
Investment Expense	(15,037)	(83,539)	(157,178)	(236,341)	(321,441)
Other	-	-	-	-	-
Total	51,056	(17,446)	(91,085)	(170,248)	(255,348)
Benefits	827,705	827,705	827,705	827,705	827,705
Expenses	136,710	136,710	136,710	136,710	136,710
Other	-	-	-	-	-
Total	964,415	964,415	964,415	964,415	964,415
Increase (Decrease)	(913,359)	(981,861)	(1,055,500)	(1,134,663)	(1,219,763)
Market Appreciation	-	-	-	-	-
MVA, June 30 of Following Yr	(664,691)	(1,646,552)	(2,702,052)	(3,836,715)	(5,056,478)
Yield	7.50%	7.50%	7.50%	7.50%	7.50%

Assumptions are disclosed in 2018 actuarial valuation report.

Bricklayers Union Local No. 1 Pension Fund of Virginia

The Plan became insolvent in 2019/2020 Plan Year.

Bricklayers Union Local No. 1 Pension Fund of Virginia

The Plan became insolvent in 2019/2020 Plan Year.

Administrative Fee Estimates

We have revised the Administrative Fee estimates to update several categories. First, the Plan Administrator's fees have been revised based on the new contracted rates. Second, we added in an estimate for Investment Manager fees. Lastly, we revised the Audit and Accounting fees based on the revised contractual amounts. Below is a breakdown by category on our estimates.

Estimated Bricklayers Richmond Admin Fees

Actuarial and Consulting	\$	31,000
Administrative		36,000
Audit and Accounting		12,000
Bank Charges		6,000
Insurance		7,000
Legal		4,000
Office Supplies and Expenses		4,000
Trustee Meetings		1,000
Investment Manager		20,000
Total	\$	121,000

CID

AID

RID GP

CU SS

LN FN

MN Sx DB



G MS A

C ST ZC PH PC EM F_DOD

F_SSN

F_LN F_FN

F_DOB

F_Age



F_Date

SRC Q_FACTOR



Employer Record of Cash Applied

Accounting Period between '201307' and '201406'

Account #	Employer Name/Reciprocal Fund Name	Agreement Type	Jurisdiction	Report Received	Work Period	# EEs	
464	BAC Local 21 Pennsylvania Pension Fund	Conversion	Other	09/16/2013	07/2013	1	Contrib:
							Hours:
	BAC Local 21 Pennsylvania Pension Fund	Employer Sub-Totals:					Contrib:
							Hours:
2240	BAC Local 4 of New Jersey Annuity Fund	Conversion	Other	03/17/2014	11/2013	1	Contrib:
							Hours:
	BAC Local 4 of New Jersey Annuity Fund	Employer Sub-Totals:					Contrib:
							Hours:
2239	BAC Local 4 of New Jersey Pension Fund	Conversion	Other	03/17/2014	11/2013	1	Contrib:
							Hours:
	BAC Local 4 of New Jersey Pension Fund	Employer Sub-Totals:					Contrib:
							Hours:
2217	Bricklayers International Pension Fund	Conversion	Other	10/15/2013	09/2013	2	Contrib:
							Hours:
2217	Bricklayers International Pension Fund	Conversion	Other	05/22/2014	04/2014	2	Contrib:
							Hours:
2217	Bricklayers International Pension Fund	Conversion	Other	06/20/2014	05/2014	2	Contrib:
							Hours:
	Bricklayers International Pension Fund	Employer Sub-Totals:					Contrib:
							Hours:
577	Bricklayers Local 2 of Norfolk, Virginia Pension Fund	Conversion	Other	07/05/2013	05/2013	1	Contrib:
							Hours:
577	Bricklayers Local 2 of Norfolk, Virginia Pension Fund	Conversion	Other	08/06/2013	08/2012	6	Contrib:
							Hours:
577	Bricklayers Local 2 of Norfolk, Virginia Pension Fund	Conversion	Other	08/06/2013	11/2012	7	Contrib:
							Hours:
577	Bricklayers Local 2 of Norfolk, Virginia Pension Fund	Conversion	Other	08/06/2013	12/2012	7	Contrib:
							Hours:
577	Bricklayers Local 2 of Norfolk, Virginia Pension Fund	Conversion	Other	08/06/2013	06/2013	1	Contrib:
							Hours:
577	Bricklayers Local 2 of Norfolk, Virginia Pension Fund	Conversion	Other	09/09/2013	06/2013	1	Contrib:
							Hours:
577	Bricklayers Local 2 of Norfolk, Virginia Pension Fund	Conversion	Other	09/09/2013	07/2013	1	Contrib:
							Hours:
577	Bricklayers Local 2 of Norfolk, Virginia Pension Fund	Conversion	Other	09/25/2013	11/2009	1	Contrib:
							Hours:
577	Bricklayers Local 2 of Norfolk, Virginia Pension Fund	Conversion	Other	09/25/2013	12/2009	1	Contrib:
							Hours:
577	Bricklayers Local 2 of Norfolk, Virginia Pension Fund	Conversion	Other	09/25/2013	01/2010	1	Contrib:
							Hours:
577	Bricklayers Local 2 of Norfolk, Virginia Pension Fund	Conversion	Other	09/25/2013	02/2010	1	Contrib:
							Hours:
577	Bricklayers Local 2 of Norfolk, Virginia Pension Fund	Conversion	Other	09/25/2013	03/2010	1	Contrib:
							Hours:
577	Bricklayers Local 2 of Norfolk, Virginia Pension Fund	Conversion	Other	09/25/2013	04/2010	1	Contrib:

494	Marble, Tile & Terrazzo Pension Fund	Conversion	Other	10/14/2013	03/2013	1	Contrib:
							Hours:
494	Marble, Tile & Terrazzo Pension Fund	Conversion	Other	10/14/2013	04/2013	1	Contrib:
							Hours:
494	Marble, Tile & Terrazzo Pension Fund	Conversion	Other	10/14/2013	05/2013	1	Contrib:
							Hours:
	Marble, Tile & Terrazzo Pension Fund	Employer Sub-Totals:					Contrib:
							Hours:
2193	Stone & Marble Masons of Metropolitan Wash DC Pension	Conversion	Other	10/10/2013	06/2013	1	Contrib:
							Hours:
2193	Stone & Marble Masons of Metropolitan Wash DC Pension	Conversion	Other	11/07/2013	07/2013	1	Contrib:
							Hours:
	Stone & Marble Masons of Metropolitan Wash DC Pension	Employer Sub-Totals:					Contrib:
							Hours:
	Jurisdiction Totals		Other				Contrib:
							Hours:
7719	Bricklayers & Allied Crafts L#1 MD VA DC	Refractory	Richmond	07/12/2013	06/2013	1	Contrib:
							Hours:
7719	Bricklayers & Allied Crafts L#1 MD VA DC	Refractory	Richmond	08/19/2013	07/2013	1	Contrib:
							Hours:
	Bricklayers & Allied Crafts L#1 MD VA DC	Employer Sub-Totals:					Contrib:
							Hours:
1335	C & D Waterproofing	Red Brk Comm	Richmond	01/08/2014	11/2013	5	Contrib:
							Hours:
1335	C & D Waterproofing	Red Brk Comm	Richmond	01/17/2014	12/2013	6	Contrib:
							Hours:
1335	C & D Waterproofing	Red Brk Comm	Richmond	02/20/2014	01/2014	4	Contrib:
							Hours:
1335	C & D Waterproofing	Red Brk Comm	Richmond	03/19/2014	02/2014	3	Contrib:
							Hours:
1335	C & D Waterproofing	Red Brk Comm	Richmond	04/21/2014	03/2014	3	Contrib:
							Hours:
1335	C & D Waterproofing	Red Brk Comm	Richmond	05/19/2014	04/2014	3	Contrib:
							Hours:
	C & D Waterproofing	Employer Sub-Totals:					Contrib:
							Hours:
21799	Espina Stone Company	Stone Comm	Richmond	07/12/2013	06/2013	13	Contrib:
							Hours:
21799	Espina Stone Company	Stone Comm	Richmond	08/02/2013	07/2013	12	Contrib:
							Hours:
21799	Espina Stone Company	Stone Comm	Richmond	09/13/2013	07/2013	14	Contrib:
							Hours:
21799	Espina Stone Company	Stone Comm	Richmond	10/15/2013	09/2013	13	Contrib:
							Hours:
21799	Espina Stone Company	Stone Comm	Richmond	11/19/2013	09/2013	14	Contrib:
							Hours:
21799	Espina Stone Company	Stone Comm	Richmond	12/16/2013	11/2013	11	Contrib:
							Hours:
21799	Espina Stone Company	Stone Comm	Richmond	01/13/2014	12/2013	8	Contrib:

32149	Lorton Stone LLC	Stone Comm	Richmond	07/29/2013	01/2013	1	Contrib:
							Hours:
32149	Lorton Stone LLC	Stone Comm	Richmond	08/14/2013	03/2013	1	Contrib:
							Hours:
32149	Lorton Stone LLC	Stone Comm	Richmond	08/14/2013	04/2013	1	Contrib:
							Hours:
32149	Lorton Stone LLC	Stone Comm	Richmond	08/14/2013	06/2013	1	Contrib:
							Hours:
32149	Lorton Stone LLC	Stone Comm	Richmond	08/14/2013	07/2013	10	Contrib:
							Hours:
32149	Lorton Stone LLC	Stone Comm	Richmond	09/09/2013	06/2013	10	Contrib:
							Hours:
32149	Lorton Stone LLC	Stone Comm	Richmond	09/09/2013	07/2013	10	Contrib:
							Hours:
32149	Lorton Stone LLC	Stone Comm	Richmond	09/19/2013	08/2013	8	Contrib:
							Hours:
32149	Lorton Stone LLC	Stone Comm	Richmond	10/23/2013	08/2013	8	Contrib:
							Hours:
32149	Lorton Stone LLC	Stone Comm	Richmond	11/18/2013	09/2013	8	Contrib:
							Hours:
32149	Lorton Stone LLC	Stone Comm	Richmond	12/16/2013	11/2013	6	Contrib:
							Hours:
32149	Lorton Stone LLC	Stone Comm	Richmond	01/13/2014	11/2013	6	Contrib:
							Hours:
32149	Lorton Stone LLC	Stone Comm	Richmond	02/18/2014	12/2013	2	Contrib:
							Hours:
32149	Lorton Stone LLC	Stone Comm	Richmond	03/17/2014	02/2014	1	Contrib:
							Hours:
32149	Lorton Stone LLC	Stone Comm	Richmond	04/17/2014	03/2014	1	Contrib:
							Hours:
	Lorton Stone LLC	Employer Sub-Totals:					Contrib:
							Hours:
34905	Phaup Masonry Inc	Other	Richmond	07/24/2013	06/2013	5	Contrib:
							Hours:
34905	Phaup Masonry Inc	Other	Richmond	08/22/2013	07/2013	5	Contrib:
							Hours:
34905	Phaup Masonry Inc	Other	Richmond	09/20/2013	08/2013	5	Contrib:
							Hours:
34905	Phaup Masonry Inc	Other	Richmond	10/25/2013	09/2013	8	Contrib:
							Hours:
34905	Phaup Masonry Inc	Other	Richmond	11/22/2013	10/2013	8	Contrib:
							Hours:
34905	Phaup Masonry Inc	Other	Richmond	12/23/2013	11/2013	5	Contrib:
							Hours:
34905	Phaup Masonry Inc	Other	Richmond	01/23/2014	12/2013	5	Contrib:
							Hours:
34905	Phaup Masonry Inc	Other	Richmond	02/26/2014	01/2014	5	Contrib:
							Hours:
34905	Phaup Masonry Inc	Other	Richmond	03/24/2014	02/2014	6	Contrib:
							Hours:
34905	Phaup Masonry Inc	Other	Richmond	04/28/2014	03/2014	6	Contrib:
							Hours:
34905	Phaup Masonry Inc	Other	Richmond	05/22/2014	04/2014	6	Contrib:

41880	BAC Local 8 Southeast	Bricklayer ICE	Virginia	12/23/2013	11/2013	1	Contrib:
							Hours:
41880	BAC Local 8 Southeast	Bricklayer ICE	Virginia	01/17/2014	12/2013	1	Contrib:
							Hours:
41880	BAC Local 8 Southeast	Bricklayer ICE	Virginia	02/24/2014	01/2014	1	Contrib:
							Hours:
41880	BAC Local 8 Southeast	Bricklayer ICE	Virginia	03/31/2014	02/2014	1	Contrib:
							Hours:
41880	BAC Local 8 Southeast	Bricklayer ICE	Virginia	05/01/2014	03/2014	1	Contrib:
							Hours:
41880	BAC Local 8 Southeast	Bricklayer ICE	Virginia	06/11/2014	04/2014	1	Contrib:
							Hours:
	BAC Local 8 Southeast	Employer Sub-Totals:					Contrib:
							Hours:
223	Caretti Inc	Bricklayer ICE	Virginia	12/24/2013	11/2013	1	Contrib:
							Hours:
	Caretti Inc	Employer Sub-Totals:					Contrib:
							Hours:
30043	Corning Incorporated	Bricklayer ICE	Virginia	04/11/2014	03/2014	2	Contrib:
							Hours:
30043	Corning Incorporated	Bricklayer ICE	Virginia	05/12/2014	04/2014	2	Contrib:
							Hours:
	Corning Incorporated	Employer Sub-Totals:					Contrib:
							Hours:
21959	Corotech Constr Acquisition Co Inc	Bricklayer ICE	Virginia	08/20/2013	07/2013	1	Contrib:
							Hours:
21959	Corotech Constr Acquisition Co Inc	Bricklayer ICE	Virginia	09/24/2013	08/2013	1	Contrib:
							Hours:
21959	Corotech Constr Acquisition Co Inc	Bricklayer ICE	Virginia	10/31/2013	09/2013	1	Contrib:
							Hours:
21959	Corotech Constr Acquisition Co Inc	Bricklayer ICE	Virginia	12/09/2013	10/2013	1	Contrib:
							Hours:
21959	Corotech Constr Acquisition Co Inc	Bricklayer ICE	Virginia	02/04/2014	12/2013	3	Contrib:
							Hours:
21959	Corotech Constr Acquisition Co Inc	Bricklayer ICE	Virginia	02/05/2014	12/2013	1	Contrib:
							Hours:
21959	Corotech Constr Acquisition Co Inc	Bricklayer ICE	Virginia	05/06/2014	03/2014	8	Contrib:
							Hours:
21959	Corotech Constr Acquisition Co Inc	Bricklayer ICE	Virginia	06/02/2014	04/2014	1	Contrib:
							Hours:
21959	Corotech Constr Acquisition Co Inc	Bricklayer ICE	Virginia	06/03/2014	04/2014	8	Contrib:
							Hours:
	Corotech Constr Acquisition Co Inc	Employer Sub-Totals:					Contrib:
							Hours:
28732	Heimbrock Inc	Bricklayer ICE	Virginia	05/22/2014	04/2014	2	Contrib:
							Hours:
28732	Heimbrock Inc	Bricklayer ICE	Virginia	06/20/2014	04/2014	2	Contrib:
							Hours:
28732	Heimbrock Inc	Bricklayer ICE	Virginia	06/20/2014	05/2014	1	Contrib:
							Hours:

Heimbrock Inc		Employer Sub-Totals:					Contrib:
							Hours:
28916	Koch Knight LLC	Bricklayer ICE	Virginia	10/17/2013	09/2013	1	Contrib:
							Hours:
28916	Koch Knight LLC	Bricklayer ICE	Virginia	11/18/2013	10/2013	1	Contrib:
							Hours:
28916	Koch Knight LLC	Bricklayer ICE	Virginia	03/17/2014	02/2014	1	Contrib:
							Hours:
28916	Koch Knight LLC	Bricklayer ICE	Virginia	05/19/2014	04/2014	1	Contrib:
							Hours:
Koch Knight LLC		Employer Sub-Totals:					Contrib:
							Hours:
10572	Oldcastle Precast Inc/Strescon	Bricklayer ICE	Virginia	10/22/2013	09/2013	1	Contrib:
							Hours:
10572	Oldcastle Precast Inc/Strescon	Bricklayer ICE	Virginia	01/17/2014	11/2013	1	Contrib:
							Hours:
Oldcastle Precast Inc/Strescon		Employer Sub-Totals:					Contrib:
							Hours:
2668	Stebbins Eng & Mfg	Bricklayer ICE	Virginia	07/19/2013	06/2013	1	Contrib:
							Hours:
2668	Stebbins Eng & Mfg	Bricklayer ICE	Virginia	08/12/2013	07/2013	1	Contrib:
							Hours:
2668	Stebbins Eng & Mfg	Bricklayer ICE	Virginia	09/12/2013	08/2013	5	Contrib:
							Hours:
2668	Stebbins Eng & Mfg	Bricklayer ICE	Virginia	10/11/2013	09/2013	11	Contrib:
							Hours:
2668	Stebbins Eng & Mfg	Bricklayer ICE	Virginia	11/18/2013	10/2013	2	Contrib:
							Hours:
2668	Stebbins Eng & Mfg	Bricklayer ICE	Virginia	12/10/2013	11/2013	4	Contrib:
							Hours:
2668	Stebbins Eng & Mfg	Bricklayer ICE	Virginia	03/17/2014	02/2014	2	Contrib:
							Hours:
2668	Stebbins Eng & Mfg	Bricklayer ICE	Virginia	05/12/2014	04/2014	4	Contrib:
							Hours:
Stebbins Eng & Mfg		Employer Sub-Totals:					Contrib:
							Hours:
36122	Universal Blastco-Michigan Tile Division	Bricklayer ICE	Virginia	07/16/2013	05/2013	2	Contrib:
							Hours:
36122	Universal Blastco-Michigan Tile Division	Bricklayer ICE	Virginia	01/17/2014	11/2013	2	Contrib:
							Hours:
36122	Universal Blastco-Michigan Tile Division	Bricklayer ICE	Virginia	05/06/2014	03/2014	2	Contrib:
							Hours:
36122	Universal Blastco-Michigan Tile Division	Bricklayer ICE	Virginia	06/09/2014	04/2014	1	Contrib:
							Hours:
Universal Blastco-Michigan Tile Division		Employer Sub-Totals:					Contrib:
							Hours:
Jurisdiction Totals			Virginia				Contrib:
							Hours:

Report Totals:	Contrib:
	Hours:

Pen	Total
225.75	225.75
64.50	
225.75	225.75
64.50	
772.20	772.20
156.00	
772.20	772.20
156.00	
1,500.72	1,500.72
156.00	
1,500.72	1,500.72
156.00	
234.00	234.00
72.00	
1,647.80	1,647.80
308.00	
156.00	156.00
48.00	
2,037.80	2,037.80
428.00	
472.29	472.29
170.50	
3,287.32	3,287.32
1,259.50	
3,013.78	3,013.78
1,088.00	
2,952.82	2,952.82
1,066.00	
349.02	349.02
126.00	
88.64	88.64
32.00	
268.69	268.69
97.00	
193.55	193.55
79.00	
314.83	314.83
128.50	
311.15	311.15
127.00	
279.30	279.30
114.00	
392.00	392.00
160.00	
356.48	356.48

145.50	
58.80	58.80
24.00	
345.00	345.00
115.00	
552.00	552.00
184.00	
135.00	135.00
45.00	
716.05	716.05
258.50	
1,950.08	1,950.08
704.00	
1,634.30	1,634.30
590.00	
2,276.94	2,276.94
822.00	
1,717.41	1,717.41
620.00	
1,742.35	1,742.35
629.00	
1,332.39	1,332.39
481.00	
3,063.62	3,063.62
1,106.00	
1,275.59	1,275.59
460.50	
1,553.97	1,553.97
561.00	
30,633.37	30,633.37
11,193.00	
593.60	593.60
185.50	
606.35	606.35
181.00	
561.13	561.13
167.50	
770.50	770.50
230.00	
809.03	809.03
241.50	
686.20	686.20
192.00	
735.25	735.25
206.00	
643.20	643.20
192.00	
472.35	472.35
141.00	
122.28	122.28
36.50	
417.08	417.08
124.50	

87.10	87.10
26.00	
368.50	368.50
110.00	
532.65	532.65
159.00	
7,405.22	7,405.22
2,192.50	
606.35	606.35
181.00	
628.13	628.13
187.50	
1,234.48	1,234.48
368.50	
43,809.54	43,809.54
14,558.50	
393.60	393.60
160.00	
98.40	98.40
40.00	
492.00	492.00
200.00	
948.75	948.75
345.00	
976.25	976.25
355.00	
770.00	770.00
280.00	
115.50	115.50
42.00	
984.50	984.50
358.00	
990.00	990.00
360.00	
4,785.00	4,785.00
1,740.00	
3,620.41	3,620.41
1,316.50	
4,104.40	4,104.40
1,492.50	
6,605.52	6,605.52
2,402.00	
5,193.39	5,193.39
1,888.50	
7,166.53	7,166.53
2,606.00	
3,341.25	3,341.25
1,215.00	
3,099.28	3,099.28

1,127.00	
3,166.65	3,166.65
1,151.50	
2,814.63	2,814.63
1,023.50	
2,862.77	2,862.77
1,041.00	
4,059.02	4,059.02
1,476.00	
2,681.25	2,681.25
975.00	
48,715.10	48,715.10
17,714.50	
1,892.01	1,892.01
688.00	
1,945.63	1,945.63
707.50	
1,293.89	1,293.89
470.50	
57.75	57.75
21.00	
5,189.28	5,189.28
1,887.00	
	0.00
634.00	
	0.00
308.00	
	0.00
554.00	
	0.00
461.00	
	0.00
470.00	
	0.00
288.00	
	0.00
322.00	
	0.00
384.00	
	0.00
448.00	
	0.00
544.00	
	0.00
632.00	
	0.00
401.00	
0.00	0.00
5,446.00	
4,389.03	4,389.03
1,596.00	

489.50	489.50
178.00	
	0.00
-120.00	
	0.00
-153.50	
	0.00
-135.50	
4,816.65	4,816.65
1,751.50	
1,075.27	1,075.27
391.00	
-1,075.24	-1,075.24
-391.00	
3,594.26	3,594.26
1,307.00	
3,958.65	3,958.65
1,439.50	
4,269.38	4,269.38
1,552.50	
3,250.51	3,250.51
1,182.00	
2,538.28	2,538.28
923.00	
1,344.75	1,344.75
489.00	
716.39	716.39
260.50	
88.00	88.00
32.00	
29,455.43	29,455.43
10,302.00	
1,552.08	1,552.08
633.50	
1,073.10	1,073.10
438.00	
1,354.86	1,354.86
553.00	
1,716.24	1,716.24
700.50	
1,068.21	1,068.21
436.00	
1,408.75	1,408.75
575.00	
1,225.00	1,225.00
500.00	
882.00	882.00
360.00	
1,324.23	1,324.23
540.50	
1,538.61	1,538.61
628.00	
2,141.30	2,141.30

874.00	
2,491.65	2,491.65
1,017.00	
17,776.03	17,776.03
7,255.50	
2,884.05	2,884.05
1,105.00	
6,568.11	6,568.11
2,516.50	
5,721.16	5,721.16
2,192.00	
579.42	579.42
222.00	
78.30	78.30
30.00	
15,831.04	15,831.04
6,065.50	
490.88	490.88
178.50	
1,100.00	1,100.00
400.00	
717.75	717.75
261.00	
858.00	858.00
312.00	
933.63	933.63
339.50	
1,031.25	1,031.25
375.00	
822.25	822.25
299.00	
1,185.25	1,185.25
431.00	
1,047.75	1,047.75
381.00	
704.00	704.00
256.00	
1,036.75	1,036.75
377.00	
9,927.51	9,927.51
3,610.00	
	0.00
506.00	
0.00	0.00
506.00	
347.90	347.90
142.00	
323.40	323.40
132.00	
554.93	554.93

226.50	
578.20	578.20
236.00	
596.58	596.58
243.50	
209.48	209.48
85.50	
63.70	63.70
26.00	
33.08	33.08
13.50	
93.10	93.10
38.00	
257.25	257.25
105.00	
3,057.62	3,057.62
1,248.00	
2,435.40	2,435.40
990.00	
2,741.67	2,741.67
1,114.50	
3,578.07	3,578.07
1,454.50	
2,188.49	2,188.49
838.50	
905.67	905.67
347.00	
1,495.55	1,495.55
573.00	
2,692.23	2,692.23
1,031.50	
2,710.49	2,710.49
1,038.50	
2,161.09	2,161.09
828.00	
3,270.33	3,270.33
1,253.00	
1,049.22	1,049.22
402.00	
25,228.21	25,228.21
9,870.50	
160,457.22	160,457.22
65,845.00	
295.20	295.20
120.00	
492.00	492.00
200.00	
417.60	417.60
160.00	
417.60	417.60
160.00	

522.00	522.00
200.00	
417.60	417.60
160.00	
522.00	522.00
200.00	
417.60	417.60
160.00	
417.60	417.60
160.00	
417.60	417.60
160.00	
4,336.80	4,336.80
1,680.00	
	0.00
12.00	
0.00	0.00
12.00	
	0.00
336.70	
	0.00
311.00	
0.00	0.00
647.70	
19.68	19.68
16.00	
499.38	499.38
225.00	
292.32	292.32
112.00	
203.58	203.58
78.00	
	0.00
212.50	
184.01	184.01
70.50	
268.83	268.83
1,312.00	
381.06	381.06
146.00	
	0.00
1,097.00	
1,848.86	1,848.86
3,269.00	
231.00	231.00
84.00	
-115.50	-115.50
-42.00	
159.50	159.50
58.00	

275.00	275.00
100.00	
717.75	717.75
261.00	
110.00	110.00
40.00	
341.00	341.00
124.00	
269.50	269.50
98.00	
1,438.25	1,438.25
523.00	
388.23	388.23
146.50	
18.55	18.55
7.00	
406.78	406.78
153.50	
19.68	19.68
8.00	
102.09	102.09
212.50	
519.06	519.06
909.00	
1,669.10	1,669.10
1,761.50	
121.37	121.37
103.50	
184.01	184.01
176.00	
83.52	83.52
53.00	
28.71	28.71
144.00	
2,727.54	2,727.54
3,367.50	
494.46	494.46
201.00	
198.36	198.36
76.00	
	0.00
201.00	
	0.00
65.00	
692.82	692.82
543.00	
11,726.05	11,726.05
10,295.70	

215,992.81	215,992.81
90,699.20	

2272	Ohio Bricklayers Pension Fund	Conversion	Other	07/28/2014	06/2014	1	Contrib:
							Hours:
2272	Ohio Bricklayers Pension Fund	Conversion	Other	06/15/2015	05/2015	1	Contrib:
							Hours:
	Ohio Bricklayers Pension Fund	Employer Sub-Totals:					Contrib:
							Hours:
2193	Stone & Marble Masons of Metropolitan Wash DC Pension	Conversion	Other	07/21/2014	04/2014	1	Contrib:
							Hours:
2193	Stone & Marble Masons of Metropolitan Wash DC Pension	Conversion	Other	08/11/2014	05/2014	1	Contrib:
							Hours:
2193	Stone & Marble Masons of Metropolitan Wash DC Pension	Conversion	Other	09/11/2014	06/2014	1	Contrib:
							Hours:
2193	Stone & Marble Masons of Metropolitan Wash DC Pension	Conversion	Other	10/23/2014	07/2014	1	Contrib:
							Hours:
2193	Stone & Marble Masons of Metropolitan Wash DC Pension	Conversion	Other	11/03/2014	08/2014	1	Contrib:
							Hours:
2193	Stone & Marble Masons of Metropolitan Wash DC Pension	Conversion	Other	12/22/2014	09/2014	1	Contrib:
							Hours:
2193	Stone & Marble Masons of Metropolitan Wash DC Pension	Conversion	Other	02/09/2015	10/2014	1	Contrib:
							Hours:
	Stone & Marble Masons of Metropolitan Wash DC Pension	Employer Sub-Totals:					Contrib:
							Hours:
	Jurisdiction Totals		Other				Contrib:
							Hours:
21799	Espina Stone Company	Stone Comm	Richmond	07/14/2014	06/2014	9	Contrib:
							Hours:
21799	Espina Stone Company	Stone Comm	Richmond	08/18/2014	06/2014	9	Contrib:
							Hours:
21799	Espina Stone Company	Stone Comm	Richmond	09/17/2014	08/2014	4	Contrib:
							Hours:
21799	Espina Stone Company	Stone Comm	Richmond	10/13/2014	09/2014	4	Contrib:
							Hours:
21799	Espina Stone Company	Stone Comm	Richmond	11/17/2014	09/2014	8	Contrib:
							Hours:
21799	Espina Stone Company	Stone Comm	Richmond	12/15/2014	11/2014	7	Contrib:
							Hours:
21799	Espina Stone Company	Stone Comm	Richmond	01/16/2015	12/2014	7	Contrib:
							Hours:
21799	Espina Stone Company	Stone Comm	Richmond	02/09/2015	12/2014	7	Contrib:
							Hours:
21799	Espina Stone Company	Stone Comm	Richmond	03/16/2015	02/2015	7	Contrib:
							Hours:
21799	Espina Stone Company	Stone Comm	Richmond	04/14/2015	03/2015	8	Contrib:
							Hours:
21799	Espina Stone Company	Stone Comm	Richmond	05/14/2015	03/2015	8	Contrib:
							Hours:
21799	Espina Stone Company	Stone Comm	Richmond	06/15/2015	05/2015	8	Contrib:
							Hours:
	Espina Stone Company	Employer Sub-Totals:					Contrib:
							Hours:

25009	Firvida Construction Corp	Stone Comm	Richmond	07/14/2014	06/2014	3	Contrib:
							Hours:
25009	Firvida Construction Corp	Stone Comm	Richmond	08/18/2014	06/2014	3	Contrib:
							Hours:
25009	Firvida Construction Corp	Stone Comm	Richmond	09/25/2014	08/2014	4	Contrib:
							Hours:
25009	Firvida Construction Corp	Stone Comm	Richmond	11/17/2014	09/2014	4	Contrib:
							Hours:
	Firvida Construction Corp	Employer Sub-Totals:					Contrib:
							Hours:
326	Fosbel Inc	Refractory	Richmond	07/18/2014	06/2014	6	Contrib:
							Hours:
326	Fosbel Inc	Refractory	Richmond	08/18/2014	06/2014	5	Contrib:
							Hours:
326	Fosbel Inc	Refractory	Richmond	09/17/2014	08/2014	5	Contrib:
							Hours:
326	Fosbel Inc	Refractory	Richmond	10/17/2014	09/2014	4	Contrib:
							Hours:
326	Fosbel Inc	Refractory	Richmond	11/17/2014	10/2014	5	Contrib:
							Hours:
326	Fosbel Inc	Refractory	Richmond	12/17/2014	11/2014	4	Contrib:
							Hours:
326	Fosbel Inc	Refractory	Richmond	01/20/2015	12/2014	4	Contrib:
							Hours:
326	Fosbel Inc	Refractory	Richmond	02/20/2015	12/2014	3	Contrib:
							Hours:
326	Fosbel Inc	Refractory	Richmond	03/23/2015	02/2015	3	Contrib:
							Hours:
326	Fosbel Inc	Refractory	Richmond	04/20/2015	03/2015	2	Contrib:
							Hours:
326	Fosbel Inc	Refractory	Richmond	05/18/2015	03/2015	3	Contrib:
							Hours:
326	Fosbel Inc	Refractory	Richmond	06/18/2015	05/2015	3	Contrib:
							Hours:
	Fosbel Inc	Employer Sub-Totals:					Contrib:
							Hours:
34905	Phaup Masonry Inc	Other	Richmond	07/24/2014	06/2014	6	Contrib:
							Hours:
34905	Phaup Masonry Inc	Other	Richmond	08/25/2014	07/2014	6	Contrib:
							Hours:
34905	Phaup Masonry Inc	Other	Richmond	09/24/2014	08/2014	6	Contrib:
							Hours:
34905	Phaup Masonry Inc	Other	Richmond	10/24/2014	09/2014	5	Contrib:
							Hours:
34905	Phaup Masonry Inc	Other	Richmond	11/26/2014	10/2014	6	Contrib:
							Hours:
34905	Phaup Masonry Inc	Other	Richmond	12/22/2014	11/2014	4	Contrib:
							Hours:
34905	Phaup Masonry Inc	Other	Richmond	01/26/2015	12/2014	4	Contrib:
							Hours:
34905	Phaup Masonry Inc	Other	Richmond	02/23/2015	01/2015	4	Contrib:
							Hours:

34905	Phaup Masonry Inc	Other	Richmond	03/25/2015	02/2015	4	Contrib:
							Hours:
34905	Phaup Masonry Inc	Other	Richmond	04/27/2015	03/2015	5	Contrib:
							Hours:
34905	Phaup Masonry Inc	Other	Richmond	05/26/2015	04/2015	5	Contrib:
							Hours:
34905	Phaup Masonry Inc	Other	Richmond	06/26/2015	05/2015	5	Contrib:
							Hours:
	Phaup Masonry Inc	Employer Sub-Totals:					Contrib:
							Hours:
632	Sil-Mar Construction	Red Brk Comm	Richmond	10/31/2014	12/2012	2	Contrib:
							Hours:
632	Sil-Mar Construction	Red Brk Comm	Richmond	10/31/2014	05/2014	2	Contrib:
							Hours:
632	Sil-Mar Construction	Red Brk Comm	Richmond	10/31/2014	06/2014	2	Contrib:
							Hours:
632	Sil-Mar Construction	Red Brk Comm	Richmond	12/29/2014	07/2014	2	Contrib:
							Hours:
632	Sil-Mar Construction	Red Brk Comm	Richmond	12/29/2014	08/2014	2	Contrib:
							Hours:
632	Sil-Mar Construction	Red Brk Comm	Richmond	12/29/2014	09/2014	2	Contrib:
							Hours:
632	Sil-Mar Construction	Red Brk Comm	Richmond	03/06/2015	10/2014	2	Contrib:
							Hours:
632	Sil-Mar Construction	Red Brk Comm	Richmond	04/15/2015	11/2014	2	Contrib:
							Hours:
632	Sil-Mar Construction	Red Brk Comm	Richmond	05/01/2015	12/2014	2	Contrib:
							Hours:
632	Sil-Mar Construction	Red Brk Comm	Richmond	05/01/2015	01/2015	2	Contrib:
							Hours:
632	Sil-Mar Construction	Red Brk Comm	Richmond	05/01/2015	02/2015	2	Contrib:
							Hours:
	Sil-Mar Construction	Employer Sub-Totals:					Contrib:
							Hours:
29189	Thomas Nye Construction Inc	Other	Richmond	07/10/2014	05/2014	1	Contrib:
							Hours:
29189	Thomas Nye Construction Inc	Other	Richmond	08/07/2014	06/2014	1	Contrib:
							Hours:
29189	Thomas Nye Construction Inc	Other	Richmond	09/08/2014	07/2014	1	Contrib:
							Hours:
29189	Thomas Nye Construction Inc	Other	Richmond	10/01/2014	08/2014	1	Contrib:
							Hours:
29189	Thomas Nye Construction Inc	Other	Richmond	11/05/2014	09/2014	1	Contrib:
							Hours:
29189	Thomas Nye Construction Inc	Other	Richmond	12/05/2014	10/2014	1	Contrib:
							Hours:
29189	Thomas Nye Construction Inc	Other	Richmond	12/31/2014	11/2014	1	Contrib:
							Hours:
29189	Thomas Nye Construction Inc	Other	Richmond	01/28/2015	12/2014	1	Contrib:
							Hours:
29189	Thomas Nye Construction Inc	Other	Richmond	03/02/2015	01/2015	1	Contrib:
							Hours:

29189	Thomas Nye Construction Inc	Other	Richmond	04/01/2015	02/2015	1	Contrib:	
							Hours:	
29189	Thomas Nye Construction Inc	Other	Richmond	04/30/2015	03/2015	1	Contrib:	
							Hours:	
29189	Thomas Nye Construction Inc	Other	Richmond	06/03/2015	04/2015	1	Contrib:	
							Hours:	
	Thomas Nye Construction Inc	Employer Sub-Totals:						Contrib:
							Hours:	
1198	Virginia Carolina Refractory Inc	Refractory	Richmond	07/03/2014	05/2014	11	Contrib:	
							Hours:	
1198	Virginia Carolina Refractory Inc	Refractory	Richmond	07/31/2014	06/2014	11	Contrib:	
							Hours:	
1198	Virginia Carolina Refractory Inc	Refractory	Richmond	08/27/2014	07/2014	8	Contrib:	
							Hours:	
1198	Virginia Carolina Refractory Inc	Refractory	Richmond	09/29/2014	08/2014	6	Contrib:	
							Hours:	
1198	Virginia Carolina Refractory Inc	Refractory	Richmond	10/31/2014	09/2014	6	Contrib:	
							Hours:	
1198	Virginia Carolina Refractory Inc	Refractory	Richmond	12/05/2014	10/2014	8	Contrib:	
							Hours:	
1198	Virginia Carolina Refractory Inc	Refractory	Richmond	12/31/2014	11/2014	7	Contrib:	
							Hours:	
1198	Virginia Carolina Refractory Inc	Refractory	Richmond	02/06/2015	12/2014	7	Contrib:	
							Hours:	
1198	Virginia Carolina Refractory Inc	Refractory	Richmond	03/04/2015	01/2015	8	Contrib:	
							Hours:	
1198	Virginia Carolina Refractory Inc	Refractory	Richmond	03/31/2015	02/2015	10	Contrib:	
							Hours:	
1198	Virginia Carolina Refractory Inc	Refractory	Richmond	05/04/2015	03/2015	9	Contrib:	
							Hours:	
1198	Virginia Carolina Refractory Inc	Refractory	Richmond	06/01/2015	04/2015	5	Contrib:	
							Hours:	
1198	Virginia Carolina Refractory Inc	Refractory	Richmond	06/29/2015	05/2015	6	Contrib:	
							Hours:	
	Virginia Carolina Refractory Inc	Employer Sub-Totals:						Contrib:
							Hours:	
	Jurisdiction Totals		Richmond				Contrib:	
							Hours:	
41880	BAC Local 8 Southeast	Bricklayer ICE	Virginia	07/01/2014	05/2014	1	Contrib:	
							Hours:	
41880	BAC Local 8 Southeast	Bricklayer ICE	Virginia	07/30/2014	06/2014	1	Contrib:	
							Hours:	
41880	BAC Local 8 Southeast	Bricklayer ICE	Virginia	08/25/2014	07/2014	1	Contrib:	
							Hours:	
41880	BAC Local 8 Southeast	Bricklayer ICE	Virginia	09/15/2014	08/2014	1	Contrib:	
							Hours:	
41880	BAC Local 8 Southeast	Bricklayer ICE	Virginia	10/09/2014	09/2014	1	Contrib:	
							Hours:	
41880	BAC Local 8 Southeast	Bricklayer ICE	Virginia	10/28/2014	07/2014	1	Contrib:	
							Hours:	
41880	BAC Local 8 Southeast	Bricklayer ICE	Virginia	12/04/2014	10/2014	1	Contrib:	

2668	Stebbins Eng & Mfg	Bricklayer ICE	Virginia	07/14/2014	06/2014	12	Contrib:	
							Hours:	
2668	Stebbins Eng & Mfg	Bricklayer ICE	Virginia	08/14/2014	07/2014	3	Contrib:	
							Hours:	
2668	Stebbins Eng & Mfg	Bricklayer ICE	Virginia	09/11/2014	08/2014	2	Contrib:	
							Hours:	
2668	Stebbins Eng & Mfg	Bricklayer ICE	Virginia	10/09/2014	09/2014	3	Contrib:	
							Hours:	
2668	Stebbins Eng & Mfg	Bricklayer ICE	Virginia	11/14/2014	10/2014	18	Contrib:	
							Hours:	
2668	Stebbins Eng & Mfg	Bricklayer ICE	Virginia	12/10/2014	11/2014	11	Contrib:	
							Hours:	
2668	Stebbins Eng & Mfg	Bricklayer ICE	Virginia	01/09/2015	12/2014	4	Contrib:	
							Hours:	
2668	Stebbins Eng & Mfg	Bricklayer ICE	Virginia	02/10/2015	01/2015	1	Contrib:	
							Hours:	
2668	Stebbins Eng & Mfg	Bricklayer ICE	Virginia	03/05/2015	02/2015	1	Contrib:	
							Hours:	
2668	Stebbins Eng & Mfg	Bricklayer ICE	Virginia	04/10/2015	03/2015	5	Contrib:	
							Hours:	
2668	Stebbins Eng & Mfg	Bricklayer ICE	Virginia	05/14/2015	04/2015	3	Contrib:	
							Hours:	
2668	Stebbins Eng & Mfg	Bricklayer ICE	Virginia	06/10/2015	05/2015	5	Contrib:	
							Hours:	
	Stebbins Eng & Mfg	Employer Sub-Totals:						Contrib:
							Hours:	
36122	Universal Blastco-Michigan Tile Division	Bricklayer ICE	Virginia	07/29/2014	05/2014	2	Contrib:	
							Hours:	
36122	Universal Blastco-Michigan Tile Division	Bricklayer ICE	Virginia	09/09/2014	05/2014	2	Contrib:	
							Hours:	
36122	Universal Blastco-Michigan Tile Division	Bricklayer ICE	Virginia	11/14/2014	09/2014	2	Contrib:	
							Hours:	
36122	Universal Blastco-Michigan Tile Division	Bricklayer ICE	Virginia	12/17/2014	10/2014	3	Contrib:	
							Hours:	
36122	Universal Blastco-Michigan Tile Division	Bricklayer ICE	Virginia	02/18/2015	11/2014	2	Contrib:	
							Hours:	
36122	Universal Blastco-Michigan Tile Division	Bricklayer ICE	Virginia	05/08/2015	03/2015	2	Contrib:	
							Hours:	
36122	Universal Blastco-Michigan Tile Division	Bricklayer ICE	Virginia	06/17/2015	04/2015	2	Contrib:	
							Hours:	
	Universal Blastco-Michigan Tile Division	Employer Sub-Totals:						Contrib:
							Hours:	
	Jurisdiction Totals		Virginia				Contrib:	
							Hours:	
Report Totals:							Contrib:	
							Hours:	

Pen	Total
1,204.80	1,204.80
480.00	
1,204.80	1,204.80
480.00	
436.00	436.00
140.00	
964.80	964.80
288.00	
1,400.80	1,400.80
428.00	
2,048.44	2,048.44
739.50	
1,954.25	1,954.25
705.50	
2,173.08	2,173.08
784.50	
2,520.71	2,520.71
910.00	
1,731.26	1,731.26
625.00	
1,491.65	1,491.65
538.50	
96.90	96.90
38.00	
199.67	199.67
76.50	
129.20	129.20
49.50	
2,414.07	2,414.07
871.50	
2,062.28	2,062.28
744.50	
1,966.71	1,966.71
710.00	
2,006.87	2,006.87
724.50	
1,493.03	1,493.03
539.00	
2,563.66	2,563.66
925.50	
1,894.70	1,894.70
684.00	
2,360.04	2,360.04
852.00	
29,106.52	29,106.52
10,518.00	

241.88	241.88
64.50	
264.38	264.38
70.50	
506.26	506.26
135.00	
110.55	110.55
33.00	
601.92	601.92
176.00	
593.37	593.37
173.50	
781.47	781.47
228.50	
699.39	699.39
204.50	
735.30	735.30
215.00	
319.77	319.77
93.50	
3,841.77	3,841.77
1,124.00	
36,060.15	36,060.15
12,685.00	
1,717.38	1,717.38
624.50	
3,067.65	3,067.65
1,115.50	
760.38	760.38
276.50	
632.50	632.50
230.00	
1,670.64	1,670.64
607.50	
1,298.01	1,298.01
472.00	
748.00	748.00
272.00	
1,386.00	1,386.00
504.00	
1,289.75	1,289.75
469.00	
2,446.14	2,446.14
889.50	
5,288.26	5,288.26
1,923.00	
3,924.26	3,924.26
1,427.00	
24,228.97	24,228.97
8,810.50	

990.01	990.01
360.00	
1,787.50	1,787.50
650.00	
1,721.51	1,721.51
626.00	
1,291.13	1,291.13
469.50	
5,790.15	5,790.15
2,105.50	
	0.00
535.00	
	0.00
624.00	
	0.00
490.00	
	0.00
335.00	
	0.00
803.00	
	0.00
484.00	
	0.00
399.00	
	0.00
410.00	
	0.00
240.00	
	0.00
324.00	
	0.00
384.00	
	0.00
320.00	
0.00	0.00
5,348.00	
2,352.00	2,352.00
960.00	
673.75	673.75
275.00	
2,672.96	2,672.96
1,091.00	
938.36	938.36
383.00	
1,909.79	1,909.79
779.50	
257.25	257.25
105.00	
943.25	943.25
385.00	
575.75	575.75
235.00	

612.50	612.50
250.00	
1,202.96	1,202.96
491.00	
1,300.95	1,300.95
531.00	
1,309.53	1,309.53
534.50	
14,749.05	14,749.05
6,020.00	
841.50	841.50
306.00	
536.25	536.25
195.00	
1,014.75	1,014.75
369.00	
965.26	965.26
351.00	
789.25	789.25
287.00	
764.50	764.50
278.00	
1,254.00	1,254.00
456.00	
770.00	770.00
280.00	
882.75	882.75
321.00	
1,009.25	1,009.25
367.00	
987.25	987.25
359.00	
9,814.76	9,814.76
3,569.00	
278.08	278.08
113.50	
225.40	225.40
92.00	
333.20	333.20
136.00	
325.85	325.85
133.00	
369.95	369.95
151.00	
202.13	202.13
82.50	
200.90	200.90
82.00	
308.70	308.70
126.00	
300.13	300.13
122.50	

142.10	142.10
58.00	
214.38	214.38
87.50	
220.50	220.50
90.00	
3,121.32	3,121.32
1,274.00	
3,471.31	3,471.31
1,330.00	
3,955.46	3,955.46
1,515.50	
2,816.21	2,816.21
1,079.00	
1,624.73	1,624.73
622.50	
1,795.68	1,795.68
688.00	
2,662.20	2,662.20
1,020.00	
2,041.03	2,041.03
782.00	
2,787.48	2,787.48
1,068.00	
3,700.98	3,700.98
1,418.00	
5,256.57	5,256.57
2,014.00	
2,632.19	2,632.19
1,008.50	
1,143.18	1,143.18
438.00	
1,571.22	1,571.22
602.00	
35,458.24	35,458.24
13,585.50	
93,162.49	93,162.49
40,712.50	
522.00	522.00
200.00	
417.60	417.60
160.00	
771.20	771.20
160.00	
522.00	522.00
200.00	
417.60	417.60
160.00	
-353.60	-353.60
522.00	522.00

200.00	
2,818.80	2,818.80
1,080.00	
	0.00
351.00	
0.00	0.00
351.00	
469.80	469.80
778.00	
114.84	114.84
44.00	
187.92	187.92
72.00	
152.69	152.69
58.50	
41.76	41.76
16.00	
396.72	396.72
715.00	
422.82	422.82
204.00	
597.69	597.69
229.00	
	0.00
57.00	
2,384.24	2,384.24
2,173.50	
138.34	138.34
53.00	
117.46	117.46
195.00	
255.80	255.80
248.00	
	0.00
160.00	
0.00	0.00
160.00	
759.00	759.00
276.00	
5.50	5.50
2.00	
764.50	764.50
278.00	
	0.00
147.00	
0.00	0.00
147.00	

785.61	785.61
957.00	
	0.00
266.00	
	0.00
209.00	
	0.00
376.00	
665.56	665.56
2,182.00	
645.98	645.98
1,246.50	
28.71	28.71
265.50	
41.76	41.76
16.00	
20.88	20.88
8.00	
135.72	135.72
497.00	
	0.00
387.00	
41.76	41.76
196.00	
2,365.98	2,365.98
6,606.00	
370.62	370.62
229.00	
	0.00
229.00	
373.23	373.23
143.00	
	0.00
231.00	
127.90	127.90
49.00	
	0.00
361.50	
	0.00
131.00	
871.75	871.75
1,373.50	
9,461.07	9,461.07
12,417.00	
138,683.71	138,683.71
65,814.50	

494	Marble, Tile & Terrazzo Pension Fund	Conversion	Other	05/20/2016	07/2015	8	Contrib:
							Hours:
494	Marble, Tile & Terrazzo Pension Fund	Conversion	Other	05/20/2016	08/2015	4	Contrib:
							Hours:
494	Marble, Tile & Terrazzo Pension Fund	Conversion	Other	05/20/2016	10/2015	4	Contrib:
							Hours:
494	Marble, Tile & Terrazzo Pension Fund	Conversion	Other	06/29/2016	03/2016	5	Contrib:
							Hours:
	Marble, Tile & Terrazzo Pension Fund	Employer Sub-Totals:					Contrib:
							Hours:
	Jurisdiction Totals		Other				Contrib:
							Hours:
1335	C & D Waterproofing	Red Brk Comm	Richmond	06/20/2016	05/2016	3	Contrib:
							Hours:
	C & D Waterproofing	Employer Sub-Totals:					Contrib:
							Hours:
21799	Espina Stone Company	Stone Comm	Richmond	07/17/2015	06/2015	8	Contrib:
							Hours:
21799	Espina Stone Company	Stone Comm	Richmond	08/14/2015	06/2015	9	Contrib:
							Hours:
21799	Espina Stone Company	Stone Comm	Richmond	09/14/2015	08/2015	9	Contrib:
							Hours:
21799	Espina Stone Company	Stone Comm	Richmond	10/16/2015	09/2015	9	Contrib:
							Hours:
21799	Espina Stone Company	Stone Comm	Richmond	11/18/2015	10/2015	8	Contrib:
							Hours:
21799	Espina Stone Company	Stone Comm	Richmond	12/17/2015	11/2015	8	Contrib:
							Hours:
21799	Espina Stone Company	Stone Comm	Richmond	01/18/2016	11/2015	8	Contrib:
							Hours:
21799	Espina Stone Company	Stone Comm	Richmond	02/18/2016	01/2016	8	Contrib:
							Hours:
21799	Espina Stone Company	Stone Comm	Richmond	03/14/2016	02/2016	6	Contrib:
							Hours:
21799	Espina Stone Company	Stone Comm	Richmond	04/18/2016	02/2016	7	Contrib:
							Hours:
21799	Espina Stone Company	Stone Comm	Richmond	05/16/2016	04/2016	6	Contrib:
							Hours:
21799	Espina Stone Company	Stone Comm	Richmond	06/17/2016	05/2016	6	Contrib:
							Hours:
	Espina Stone Company	Employer Sub-Totals:					Contrib:
							Hours:
326	Fosbel Inc	Refractory	Richmond	07/20/2015	06/2015	1	Contrib:
							Hours:
326	Fosbel Inc	Refractory	Richmond	08/20/2015	06/2015	1	Contrib:
							Hours:
326	Fosbel Inc	Refractory	Richmond	09/18/2015	08/2015	1	Contrib:
							Hours:
326	Fosbel Inc	Refractory	Richmond	10/19/2015	08/2015	1	Contrib:
							Hours:

326	Fosbel Inc	Refractory	Richmond	11/16/2015	10/2015	1	Contrib:
							Hours:
326	Fosbel Inc	Refractory	Richmond	12/18/2015	11/2015	1	Contrib:
							Hours:
326	Fosbel Inc	Refractory	Richmond	01/19/2016	11/2015	1	Contrib:
							Hours:
326	Fosbel Inc	Refractory	Richmond	02/24/2016	01/2016	1	Contrib:
							Hours:
326	Fosbel Inc	Refractory	Richmond	03/17/2016	02/2016	1	Contrib:
							Hours:
326	Fosbel Inc	Refractory	Richmond	04/18/2016	02/2016	1	Contrib:
							Hours:
326	Fosbel Inc	Refractory	Richmond	05/16/2016	04/2016	1	Contrib:
							Hours:
	Fosbel Inc	Employer Sub-Totals:					Contrib:
							Hours:
34905	Phaup Masonry Inc	Other	Richmond	07/22/2015	06/2015	5	Contrib:
							Hours:
34905	Phaup Masonry Inc	Other	Richmond	08/26/2015	07/2015	4	Contrib:
							Hours:
34905	Phaup Masonry Inc	Other	Richmond	09/24/2015	08/2015	5	Contrib:
							Hours:
34905	Phaup Masonry Inc	Other	Richmond	10/26/2015	09/2015	5	Contrib:
							Hours:
34905	Phaup Masonry Inc	Other	Richmond	11/30/2015	10/2015	5	Contrib:
							Hours:
34905	Phaup Masonry Inc	Other	Richmond	12/28/2015	11/2015	5	Contrib:
							Hours:
34905	Phaup Masonry Inc	Other	Richmond	01/29/2016	12/2015	5	Contrib:
							Hours:
34905	Phaup Masonry Inc	Other	Richmond	02/25/2016	01/2016	5	Contrib:
							Hours:
34905	Phaup Masonry Inc	Other	Richmond	03/28/2016	02/2016	5	Contrib:
							Hours:
34905	Phaup Masonry Inc	Other	Richmond	04/25/2016	03/2016	5	Contrib:
							Hours:
34905	Phaup Masonry Inc	Other	Richmond	05/26/2016	04/2016	5	Contrib:
							Hours:
34905	Phaup Masonry Inc	Other	Richmond	06/27/2016	05/2016	4	Contrib:
							Hours:
	Phaup Masonry Inc	Employer Sub-Totals:					Contrib:
							Hours:
41902	RHI US Ltd	Refractory	Richmond	11/10/2015	12/2014	2	Contrib:
							Hours:
	RHI US Ltd	Employer Sub-Totals:					Contrib:
							Hours:
632	Sil-Mar Construction	Red Brk Comm	Richmond	07/10/2015	03/2015	2	Contrib:
							Hours:
632	Sil-Mar Construction	Red Brk Comm	Richmond	07/23/2015	04/2015	2	Contrib:
							Hours:
632	Sil-Mar Construction	Red Brk Comm	Richmond	07/23/2015	05/2015	1	Contrib:

632	Sil-Mar Construction	Red Brk Comm	Richmond	10/08/2015	06/2015	1	Hours:
							Contrib:
							Hours:
632	Sil-Mar Construction	Red Brk Comm	Richmond	10/26/2015	07/2015	1	Contrib:
							Hours:
							Hours:
632	Sil-Mar Construction	Red Brk Comm	Richmond	11/16/2015	08/2015	1	Contrib:
							Hours:
632	Sil-Mar Construction	Red Brk Comm	Richmond	12/18/2015	09/2015	1	Contrib:
							Hours:
632	Sil-Mar Construction	Red Brk Comm	Richmond	12/28/2015	10/2015	1	Contrib:
							Hours:
632	Sil-Mar Construction	Red Brk Comm	Richmond	02/02/2016	11/2015	1	Contrib:
							Hours:
							Hours:
632	Sil-Mar Construction	Red Brk Comm	Richmond	02/26/2016	12/2015	1	Contrib:
							Hours:
632	Sil-Mar Construction	Red Brk Comm	Richmond	03/07/2016	01/2016	1	Contrib:
							Hours:
632	Sil-Mar Construction	Red Brk Comm	Richmond	03/21/2016	02/2016	1	Contrib:
							Hours:
632	Sil-Mar Construction	Red Brk Comm	Richmond	04/25/2016	03/2016	1	Contrib:
							Hours:
632	Sil-Mar Construction	Red Brk Comm	Richmond	05/16/2016	04/2016	1	Contrib:
							Hours:
632	Sil-Mar Construction	Red Brk Comm	Richmond	06/20/2016	05/2016	1	Contrib:
							Hours:
	Sil-Mar Construction	Employer Sub-Totals:					Contrib:
							Hours:
29189	Thomas Nye Construction Inc	Other	Richmond	07/06/2015	05/2015	1	Contrib:
							Hours:
29189	Thomas Nye Construction Inc	Other	Richmond	08/05/2015	06/2015	1	Contrib:
							Hours:
29189	Thomas Nye Construction Inc	Other	Richmond	09/11/2015	07/2015	1	Contrib:
							Hours:
29189	Thomas Nye Construction Inc	Other	Richmond	10/01/2015	08/2015	1	Contrib:
							Hours:
29189	Thomas Nye Construction Inc	Other	Richmond	11/02/2015	09/2015	1	Contrib:
							Hours:
29189	Thomas Nye Construction Inc	Other	Richmond	12/02/2015	10/2015	1	Contrib:
							Hours:
29189	Thomas Nye Construction Inc	Other	Richmond	01/04/2016	11/2015	1	Contrib:
							Hours:
29189	Thomas Nye Construction Inc	Other	Richmond	02/02/2016	12/2015	1	Contrib:
							Hours:
29189	Thomas Nye Construction Inc	Other	Richmond	03/03/2016	01/2016	1	Contrib:
							Hours:
29189	Thomas Nye Construction Inc	Other	Richmond	04/04/2016	02/2016	1	Contrib:
							Hours:
29189	Thomas Nye Construction Inc	Other	Richmond	06/02/2016	04/2016	1	Contrib:
							Hours:
	Thomas Nye Construction Inc	Employer Sub-Totals:					Contrib:
							Hours:
1198	Virginia Carolina Refractory Inc	Refractory	Richmond	07/30/2015	06/2015	8	Contrib:

1198	Virginia Carolina Refractory Inc	Refractory	Richmond	08/28/2015	07/2015	8	Hours:
							Contrib:
							Hours:
1198	Virginia Carolina Refractory Inc	Refractory	Richmond	10/01/2015	08/2015	7	Contrib:
							Hours:
							Hours:
1198	Virginia Carolina Refractory Inc	Refractory	Richmond	10/29/2015	09/2015	8	Contrib:
							Hours:
1198	Virginia Carolina Refractory Inc	Refractory	Richmond	11/30/2015	10/2015	9	Contrib:
							Hours:
1198	Virginia Carolina Refractory Inc	Refractory	Richmond	12/31/2015	11/2015	6	Contrib:
							Hours:
1198	Virginia Carolina Refractory Inc	Refractory	Richmond	01/29/2016	12/2015	7	Contrib:
							Hours:
1198	Virginia Carolina Refractory Inc	Refractory	Richmond	02/29/2016	01/2016	8	Contrib:
							Hours:
1198	Virginia Carolina Refractory Inc	Refractory	Richmond	04/01/2016	02/2016	6	Contrib:
							Hours:
1198	Virginia Carolina Refractory Inc	Refractory	Richmond	04/28/2016	03/2016	7	Contrib:
							Hours:
1198	Virginia Carolina Refractory Inc	Refractory	Richmond	05/31/2016	04/2016	8	Contrib:
							Hours:
1198	Virginia Carolina Refractory Inc	Refractory	Richmond	06/30/2016	05/2016	7	Contrib:
							Hours:
	Virginia Carolina Refractory Inc	Employer Sub-Totals:					Contrib:
							Hours:
	Jurisdiction Totals		Richmond				Contrib:
							Hours:
30043	Corning Incorporated	Bricklayer ICE	Virginia	07/17/2015	06/2015	2	Contrib:
							Hours:
30043	Corning Incorporated	Bricklayer ICE	Virginia	08/14/2015	07/2015	2	Contrib:
							Hours:
30043	Corning Incorporated	Bricklayer ICE	Virginia	09/18/2015	08/2015	2	Contrib:
							Hours:
30043	Corning Incorporated	Bricklayer ICE	Virginia	10/16/2015	09/2015	2	Contrib:
							Hours:
30043	Corning Incorporated	Bricklayer ICE	Virginia	12/15/2015	11/2015	2	Contrib:
							Hours:
30043	Corning Incorporated	Bricklayer ICE	Virginia	03/18/2016	02/2016	2	Contrib:
							Hours:
30043	Corning Incorporated	Bricklayer ICE	Virginia	04/15/2016	03/2016	2	Contrib:
							Hours:
30043	Corning Incorporated	Bricklayer ICE	Virginia	05/16/2016	05/2016	2	Contrib:
							Hours:
30043	Corning Incorporated	Bricklayer ICE	Virginia	06/13/2016	05/2016	2	Contrib:
							Hours:
30043	Corning Incorporated	Bricklayer ICE	Virginia	06/29/2016	04/2016	2	Contrib:
							Hours:
30043	Corning Incorporated	Bricklayer ICE	Virginia	06/29/2016	05/2016	2	Contrib:
							Hours:
	Corning Incorporated	Employer Sub-Totals:					Contrib:
							Hours:

21959	Corotech Constr Acquisition Co Inc	Bricklayer ICE	Virginia	07/15/2015	06/2015	2	Contrib:
							Hours:
21959	Corotech Constr Acquisition Co Inc	Bricklayer ICE	Virginia	08/26/2015	07/2015	2	Contrib:
							Hours:
	Corotech Constr Acquisition Co Inc	Employer Sub-Totals:					Contrib:
							Hours:
28732	Heimbrock Inc	Bricklayer ICE	Virginia	07/14/2015	06/2015	4	Contrib:
							Hours:
28732	Heimbrock Inc	Bricklayer ICE	Virginia	09/16/2015	08/2015	2	Contrib:
							Hours:
28732	Heimbrock Inc	Bricklayer ICE	Virginia	12/01/2015	10/2015	10	Contrib:
							Hours:
28732	Heimbrock Inc	Bricklayer ICE	Virginia	01/19/2016	12/2015	3	Contrib:
							Hours:
28732	Heimbrock Inc	Bricklayer ICE	Virginia	02/01/2016	09/2015	4	Contrib:
							Hours:
28732	Heimbrock Inc	Bricklayer ICE	Virginia	02/19/2016	01/2016	2	Contrib:
							Hours:
28732	Heimbrock Inc	Bricklayer ICE	Virginia	04/19/2016	03/2016	4	Contrib:
							Hours:
28732	Heimbrock Inc	Bricklayer ICE	Virginia	05/18/2016	04/2016	2	Contrib:
							Hours:
28732	Heimbrock Inc	Bricklayer ICE	Virginia	06/15/2016	05/2016	2	Contrib:
							Hours:
	Heimbrock Inc	Employer Sub-Totals:					Contrib:
							Hours:
2668	Stebbins Eng & Mfg	Bricklayer ICE	Virginia	07/15/2015	06/2015	9	Contrib:
							Hours:
2668	Stebbins Eng & Mfg	Bricklayer ICE	Virginia	08/11/2015	07/2015	10	Contrib:
							Hours:
2668	Stebbins Eng & Mfg	Bricklayer ICE	Virginia	09/10/2015	08/2015	1	Contrib:
							Hours:
2668	Stebbins Eng & Mfg	Bricklayer ICE	Virginia	11/09/2015	10/2015	2	Contrib:
							Hours:
2668	Stebbins Eng & Mfg	Bricklayer ICE	Virginia	12/07/2015	11/2015	2	Contrib:
							Hours:
2668	Stebbins Eng & Mfg	Bricklayer ICE	Virginia	05/05/2016	04/2016	2	Contrib:
							Hours:
2668	Stebbins Eng & Mfg	Bricklayer ICE	Virginia	06/14/2016	05/2016	5	Contrib:
							Hours:
	Stebbins Eng & Mfg	Employer Sub-Totals:					Contrib:
							Hours:
36122	Universal Blastco-Michigan Tile Division	Bricklayer ICE	Virginia	07/13/2015	05/2015	2	Contrib:
							Hours:
36122	Universal Blastco-Michigan Tile Division	Bricklayer ICE	Virginia	10/26/2015	08/2015	1	Contrib:
							Hours:
36122	Universal Blastco-Michigan Tile Division	Bricklayer ICE	Virginia	11/09/2015	09/2015	2	Contrib:
							Hours:
36122	Universal Blastco-Michigan Tile Division	Bricklayer ICE	Virginia	12/14/2015	10/2015	1	Contrib:
							Hours:
36122	Universal Blastco-Michigan Tile Division	Bricklayer ICE	Virginia	03/07/2016	01/2016	1	Contrib:

36122	Universal Blastco-Michigan Tile Division	Bricklayer ICE	Virginia	04/04/2016	02/2016	1	Hours:	
							Contrib:	
							Hours:	
36122	Universal Blastco-Michigan Tile Division	Bricklayer ICE	Virginia	05/09/2016	03/2016	3	Contrib:	
							Hours:	
36122	Universal Blastco-Michigan Tile Division	Bricklayer ICE	Virginia	06/08/2016	04/2016	3	Contrib:	
							Hours:	
	Universal Blastco-Michigan Tile Division	Employer Sub-Totals:						Contrib:
							Hours:	
	Jurisdiction Totals		Virginia				Contrib:	
							Hours:	
Report Totals:							Contrib:	
							Hours:	

Pen	Total
-459.33	-459.33
-183.00	
-459.33	-459.33
-183.00	
368.40	368.40
120.00	
1,160.47	1,160.47
378.00	
104.30	104.30
70.00	
1,633.17	1,633.17
568.00	
2,181.38	2,181.38
787.50	
2,348.97	2,348.97
848.00	
105.26	105.26
38.00	
466.64	466.64
152.00	
279.72	279.72
77.00	
64.98	64.98
19.00	
2,092.22	2,092.22
681.50	
2,291.76	2,291.76
746.50	
2,115.24	2,115.24
689.00	
2,405.35	2,405.35
783.50	
14,351.52	14,351.52
4,822.00	
548.80	548.80
196.00	
408.58	408.58
147.50	
475.85	475.85
155.00	
457.43	457.43
149.00	
589.44	589.44
192.00	
1,905.77	1,905.77
688.00	

2,096.90	2,096.90
757.00	
1,966.34	1,966.34
640.50	
2,107.57	2,107.57
686.50	
1,962.46	1,962.46
756.50	
12,519.14	12,519.14
4,368.00	
28,044.50	28,044.50
9,575.00	
877.25	877.25
319.00	
877.25	877.25
319.00	
3,522.77	3,522.77
1,281.00	
3,984.76	3,984.76
1,449.00	
4,389.02	4,389.02
1,596.00	
3,906.38	3,906.38
1,420.50	
3,111.63	3,111.63
1,131.50	
2,289.38	2,289.38
832.50	
2,998.89	2,998.89
1,090.50	
1,997.89	1,997.89
726.50	
2,099.64	2,099.64
763.50	
3,848.63	3,848.63
1,399.50	
3,377.01	3,377.01
1,228.00	
2,986.50	2,986.50
1,086.00	
38,512.50	38,512.50
14,004.50	
	0.00
162.00	
	0.00
235.00	
	0.00
202.00	
	0.00
234.00	

	0.00
208.00	
	0.00
158.00	
	0.00
206.50	
	0.00
179.50	
	0.00
166.50	
	0.00
193.00	
	0.00
169.00	
0.00	0.00
2,113.50	
1,406.30	1,406.30
574.00	
657.83	657.83
268.50	
1,467.56	1,467.56
599.00	
1,663.56	1,663.56
679.00	
1,759.11	1,759.11
718.00	
1,272.78	1,272.78
519.50	
1,460.20	1,460.20
596.00	
1,054.74	1,054.74
430.50	
1,049.83	1,049.83
428.50	
1,249.50	1,249.50
510.00	
1,343.83	1,343.83
548.50	
1,092.70	1,092.70
446.00	
15,477.94	15,477.94
6,317.50	
125.28	125.28
48.00	
125.28	125.28
48.00	
858.00	858.00
312.00	
816.75	816.75
297.00	
445.50	445.50

162.00	
313.50	313.50
114.00	
470.25	470.25
171.00	
217.25	217.25
79.00	
385.00	385.00
140.00	
484.00	484.00
176.00	
514.25	514.25
187.00	
536.25	536.25
195.00	
431.75	431.75
157.00	
561.00	561.00
204.00	
594.00	594.00
216.00	
514.25	514.25
187.00	
525.25	525.25
191.00	
7,667.00	7,667.00
2,788.00	
279.30	279.30
114.00	
183.75	183.75
75.00	
249.90	249.90
102.00	
205.80	205.80
84.00	
294.00	294.00
120.00	
308.70	308.70
126.00	
256.03	256.03
104.50	
170.28	170.28
69.50	
98.00	98.00
40.00	
196.00	196.00
80.00	
399.35	399.35
163.00	
2,641.11	2,641.11
1,078.00	
4,061.17	4,061.17

1,556.00	
2,843.60	2,843.60
1,089.50	
1,760.45	1,760.45
674.50	
3,085.04	3,085.04
1,182.00	
4,302.60	4,302.60
1,648.50	
1,307.61	1,307.61
501.00	
2,564.34	2,564.34
982.50	
2,988.45	2,988.45
1,145.00	
818.25	818.25
313.50	
2,967.57	2,967.57
1,137.00	
3,986.79	3,986.79
1,527.50	
1,777.44	1,777.44
681.00	
32,463.31	32,463.31
12,438.00	
97,764.39	97,764.39
39,106.50	
	0.00
261.00	
	0.00
442.50	
	0.00
313.50	
	0.00
286.00	
	0.00
311.00	
	0.00
222.00	
	0.00
311.00	
	0.00
305.50	
	0.00
280.25	
	0.00
305.50	
	0.00
-305.50	
0.00	0.00
2,732.75	

533.75	533.75
686.50	
585.95	585.95
744.00	
1,119.70	1,119.70
1,430.50	
	0.00
277.50	
172.26	172.26
66.00	
1,414.62	1,414.62
828.00	
	0.00
94.00	
83.52	83.52
72.00	
	0.00
44.00	
177.48	177.48
104.00	
	0.00
64.00	
135.72	135.72
52.00	
1,983.60	1,983.60
1,601.50	
865.22	865.22
669.50	
1,474.66	1,474.66
1,216.00	
	0.00
48.00	
	0.00
44.00	
	0.00
157.50	
524.61	524.61
201.00	
696.87	696.87
267.00	
3,561.36	3,561.36
2,603.00	
328.86	328.86
267.50	
	0.00
20.50	
187.92	187.92
94.00	
87.44	87.44
33.50	
41.76	41.76

88.00	
	0.00
108.00	
	0.00
501.00	
211.41	211.41
564.50	
857.39	857.39
1,677.00	
7,522.05	7,522.05
10,044.75	
133,330.94	133,330.94
58,726.25	

Employer Record of Cash Applied
Accounting Period between '201607' and '201706'

Account #	Employer Name/Reciprocal Fund Name	Agreement Type	Jurisdiction	Report Received	Work Period	# EEs		
2217	Bricklayers International Pension Fund	Conversion	Other	12/14/2016	11/2016	2	Contrib:	
							Hours:	
2217	Bricklayers International Pension Fund	Conversion	Other	02/16/2017	01/2017	2	Contrib:	
							Hours:	
	Bricklayers International Pension Fund	Employer Sub-Totals:						Contrib:
							Hours:	
577	Bricklayers Local 2 of Norfolk, Virginia Pension Fund	Conversion	Other	07/12/2016	05/2016	5	Contrib:	
							Hours:	
577	Bricklayers Local 2 of Norfolk, Virginia Pension Fund	Conversion	Other	08/11/2016	06/2016	5	Contrib:	
							Hours:	
577	Bricklayers Local 2 of Norfolk, Virginia Pension Fund	Conversion	Other	09/13/2016	07/2016	5	Contrib:	
							Hours:	
577	Bricklayers Local 2 of Norfolk, Virginia Pension Fund	Conversion	Other	10/10/2016	02/2013	8	Contrib:	
							Hours:	
577	Bricklayers Local 2 of Norfolk, Virginia Pension Fund	Conversion	Other	10/10/2016	08/2016	5	Contrib:	
							Hours:	
577	Bricklayers Local 2 of Norfolk, Virginia Pension Fund	Conversion	Other	11/04/2016	09/2016	5	Contrib:	
							Hours:	
577	Bricklayers Local 2 of Norfolk, Virginia Pension Fund	Conversion	Other	12/07/2016	10/2016	5	Contrib:	
							Hours:	
577	Bricklayers Local 2 of Norfolk, Virginia Pension Fund	Conversion	Other	01/06/2017	11/2016	5	Contrib:	
							Hours:	
577	Bricklayers Local 2 of Norfolk, Virginia Pension Fund	Conversion	Other	02/08/2017	12/2016	9	Contrib:	
							Hours:	
577	Bricklayers Local 2 of Norfolk, Virginia Pension Fund	Conversion	Other	03/07/2017	01/2017	4	Contrib:	
							Hours:	
577	Bricklayers Local 2 of Norfolk, Virginia Pension Fund	Conversion	Other	04/06/2017	02/2017	4	Contrib:	
							Hours:	
577	Bricklayers Local 2 of Norfolk, Virginia Pension Fund	Conversion	Other	05/03/2017	03/2017	1	Contrib:	
							Hours:	
577	Bricklayers Local 2 of Norfolk, Virginia Pension Fund	Conversion	Other	06/06/2017	03/2017	3	Contrib:	
							Hours:	
577	Bricklayers Local 2 of Norfolk, Virginia Pension Fund	Conversion	Other	06/06/2017	04/2017	4	Contrib:	
							Hours:	
	Bricklayers Local 2 of Norfolk, Virginia Pension Fund	Employer Sub-Totals:						Contrib:
							Hours:	
2272	Ohio Bricklayers Pension Fund	Conversion	Other	03/01/2017	11/2016	1	Contrib:	
							Hours:	
	Ohio Bricklayers Pension Fund	Employer Sub-Totals:						Contrib:
							Hours:	
	Jurisdiction Totals		Other				Contrib:	
							Hours:	
1335	C & D Waterproofing	Red Brk Comm	Richmond	07/18/2016	06/2016	3	Contrib:	
							Hours:	
1335	C & D Waterproofing	Red Brk Comm	Richmond	08/17/2016	07/2016	3	Contrib:	

1335	C & D Waterproofing	Red Brk Comm	Richmond	09/16/2016	08/2016	4	Hours:
							Contrib:
	C & D Waterproofing	Employer Sub-Totals:					Hours:
							Contrib:
							Hours:
21799	Espina Stone Company	Stone Comm	Richmond	07/13/2016	05/2016	6	Contrib:
							Hours:
21799	Espina Stone Company	Stone Comm	Richmond	08/15/2016	07/2016	6	Contrib:
							Hours:
21799	Espina Stone Company	Stone Comm	Richmond	10/13/2016	09/2016	4	Contrib:
							Hours:
21799	Espina Stone Company	Stone Comm	Richmond	10/18/2016	08/2016	5	Contrib:
							Hours:
21799	Espina Stone Company	Stone Comm	Richmond	11/09/2016	10/2016	5	Contrib:
							Hours:
21799	Espina Stone Company	Stone Comm	Richmond	12/19/2016	11/2016	5	Contrib:
							Hours:
21799	Espina Stone Company	Stone Comm	Richmond	01/16/2017	11/2016	6	Contrib:
							Hours:
21799	Espina Stone Company	Stone Comm	Richmond	02/16/2017	01/2017	4	Contrib:
							Hours:
	Espina Stone Company	Employer Sub-Totals:					Hours:
							Contrib:
							Hours:
326	Fosbel Inc	Refractory	Richmond	09/19/2016	05/2016	1	Contrib:
							Hours:
326	Fosbel Inc	Refractory	Richmond	09/19/2016	07/2016	1	Contrib:
							Hours:
326	Fosbel Inc	Refractory	Richmond	09/19/2016	08/2016	1	Contrib:
							Hours:
326	Fosbel Inc	Refractory	Richmond	10/17/2016	09/2016	1	Contrib:
							Hours:
326	Fosbel Inc	Refractory	Richmond	11/17/2016	10/2016	1	Contrib:
							Hours:
326	Fosbel Inc	Refractory	Richmond	12/19/2016	10/2016	1	Contrib:
							Hours:
326	Fosbel Inc	Refractory	Richmond	01/23/2017	12/2016	1	Contrib:
							Hours:
326	Fosbel Inc	Refractory	Richmond	02/21/2017	01/2017	1	Contrib:
							Hours:
326	Fosbel Inc	Refractory	Richmond	03/21/2017	01/2017	1	Contrib:
							Hours:
326	Fosbel Inc	Refractory	Richmond	04/17/2017	02/2017	1	Contrib:
							Hours:
326	Fosbel Inc	Refractory	Richmond	05/19/2017	04/2017	1	Contrib:
							Hours:
326	Fosbel Inc	Refractory	Richmond	06/21/2017	05/2017	1	Contrib:
							Hours:
	Fosbel Inc	Employer Sub-Totals:					Hours:
							Contrib:
							Hours:
32149	Lorton Stone LLC	Stone Comm	Richmond	11/28/2016	05/2012	1	Contrib:
							Hours:

32149	Lorton Stone LLC	Stone Comm	Richmond	11/28/2016	12/2012	2	Contrib:
							Hours:
32149	Lorton Stone LLC	Stone Comm	Richmond	11/28/2016	01/2013	1	Contrib:
							Hours:
32149	Lorton Stone LLC	Stone Comm	Richmond	11/28/2016	02/2013	2	Contrib:
							Hours:
32149	Lorton Stone LLC	Stone Comm	Richmond	11/28/2016	03/2013	3	Contrib:
							Hours:
32149	Lorton Stone LLC	Stone Comm	Richmond	11/28/2016	04/2013	3	Contrib:
							Hours:
32149	Lorton Stone LLC	Stone Comm	Richmond	11/28/2016	05/2013	4	Contrib:
							Hours:
32149	Lorton Stone LLC	Stone Comm	Richmond	11/28/2016	06/2013	4	Contrib:
							Hours:
32149	Lorton Stone LLC	Stone Comm	Richmond	11/28/2016	07/2013	5	Contrib:
							Hours:
32149	Lorton Stone LLC	Stone Comm	Richmond	11/28/2016	08/2013	6	Contrib:
							Hours:
32149	Lorton Stone LLC	Stone Comm	Richmond	11/28/2016	09/2013	5	Contrib:
							Hours:
32149	Lorton Stone LLC	Stone Comm	Richmond	11/28/2016	10/2013	5	Contrib:
							Hours:
32149	Lorton Stone LLC	Stone Comm	Richmond	11/28/2016	11/2013	5	Contrib:
							Hours:
32149	Lorton Stone LLC	Stone Comm	Richmond	11/28/2016	12/2013	1	Contrib:
							Hours:
	Lorton Stone LLC	Employer Sub-Totals:					Contrib:
							Hours:
34905	Phaup Masonry Inc	Other	Richmond	07/25/2016	06/2016	4	Contrib:
							Hours:
34905	Phaup Masonry Inc	Other	Richmond	08/26/2016	07/2016	5	Contrib:
							Hours:
34905	Phaup Masonry Inc	Other	Richmond	09/26/2016	08/2016	5	Contrib:
							Hours:
34905	Phaup Masonry Inc	Other	Richmond	10/27/2016	09/2016	5	Contrib:
							Hours:
34905	Phaup Masonry Inc	Other	Richmond	11/28/2016	10/2016	5	Contrib:
							Hours:
34905	Phaup Masonry Inc	Other	Richmond	12/27/2016	11/2016	5	Contrib:
							Hours:
34905	Phaup Masonry Inc	Other	Richmond	01/26/2017	12/2016	5	Contrib:
							Hours:
34905	Phaup Masonry Inc	Other	Richmond	02/27/2017	01/2017	5	Contrib:
							Hours:
34905	Phaup Masonry Inc	Other	Richmond	03/23/2017	02/2017	5	Contrib:
							Hours:
34905	Phaup Masonry Inc	Other	Richmond	04/27/2017	03/2017	5	Contrib:
							Hours:
34905	Phaup Masonry Inc	Other	Richmond	05/26/2017	04/2017	5	Contrib:
							Hours:
34905	Phaup Masonry Inc	Other	Richmond	06/22/2017	05/2017	5	Contrib:
							Hours:
	Phaup Masonry Inc	Employer Sub-Totals:					Contrib:

							Hours:	
632	Sil-Mar Construction	Red Brk Comm	Richmond	07/18/2016	06/2016	1	Contrib:	
							Hours:	
632	Sil-Mar Construction	Red Brk Comm	Richmond	08/12/2016	07/2016	1	Contrib:	
							Hours:	
632	Sil-Mar Construction	Red Brk Comm	Richmond	09/16/2016	08/2016	1	Contrib:	
							Hours:	
632	Sil-Mar Construction	Red Brk Comm	Richmond	11/07/2016	09/2016	1	Contrib:	
							Hours:	
632	Sil-Mar Construction	Red Brk Comm	Richmond	11/14/2016	10/2016	1	Contrib:	
							Hours:	
632	Sil-Mar Construction	Red Brk Comm	Richmond	12/16/2016	11/2016	1	Contrib:	
							Hours:	
632	Sil-Mar Construction	Red Brk Comm	Richmond	01/23/2017	12/2016	1	Contrib:	
							Hours:	
632	Sil-Mar Construction	Red Brk Comm	Richmond	02/13/2017	01/2017	1	Contrib:	
							Hours:	
632	Sil-Mar Construction	Red Brk Comm	Richmond	03/17/2017	02/2017	1	Contrib:	
							Hours:	
632	Sil-Mar Construction	Red Brk Comm	Richmond	04/17/2017	03/2017	1	Contrib:	
							Hours:	
632	Sil-Mar Construction	Red Brk Comm	Richmond	05/15/2017	04/2017	1	Contrib:	
							Hours:	
632	Sil-Mar Construction	Red Brk Comm	Richmond	06/19/2017	05/2017	1	Contrib:	
							Hours:	
	Sil-Mar Construction	Employer Sub-Totals:						Contrib:
							Hours:	
29189	Thomas Nye Construction Inc	Other	Richmond	07/01/2016	05/2016	1	Contrib:	
							Hours:	
29189	Thomas Nye Construction Inc	Other	Richmond	07/25/2016	06/2016	1	Contrib:	
							Hours:	
29189	Thomas Nye Construction Inc	Other	Richmond	09/06/2016	07/2016	1	Contrib:	
							Hours:	
29189	Thomas Nye Construction Inc	Other	Richmond	10/03/2016	08/2016	1	Contrib:	
							Hours:	
29189	Thomas Nye Construction Inc	Other	Richmond	11/04/2016	09/2016	1	Contrib:	
							Hours:	
29189	Thomas Nye Construction Inc	Other	Richmond	12/05/2016	10/2016	1	Contrib:	
							Hours:	
29189	Thomas Nye Construction Inc	Other	Richmond	01/09/2017	11/2016	1	Contrib:	
							Hours:	
29189	Thomas Nye Construction Inc	Other	Richmond	01/30/2017	12/2016	1	Contrib:	
							Hours:	
29189	Thomas Nye Construction Inc	Other	Richmond	03/01/2017	01/2017	1	Contrib:	
							Hours:	
29189	Thomas Nye Construction Inc	Other	Richmond	04/03/2017	02/2017	1	Contrib:	
							Hours:	
29189	Thomas Nye Construction Inc	Other	Richmond	05/03/2017	03/2017	1	Contrib:	
							Hours:	
29189	Thomas Nye Construction Inc	Other	Richmond	06/05/2017	04/2017	1	Contrib:	
							Hours:	
	Thomas Nye Construction Inc	Employer Sub-Totals:						Contrib:

							Hours:
1198	Virginia Carolina Refractory Inc	Refractory	Richmond	07/29/2016	06/2016	7	Contrib:
							Hours:
1198	Virginia Carolina Refractory Inc	Refractory	Richmond	09/01/2016	07/2016	8	Contrib:
							Hours:
1198	Virginia Carolina Refractory Inc	Refractory	Richmond	09/26/2016	08/2016	8	Contrib:
							Hours:
1198	Virginia Carolina Refractory Inc	Refractory	Richmond	10/31/2016	09/2016	6	Contrib:
							Hours:
1198	Virginia Carolina Refractory Inc	Refractory	Richmond	11/28/2016	10/2016	5	Contrib:
							Hours:
1198	Virginia Carolina Refractory Inc	Refractory	Richmond	12/27/2016	11/2016	6	Contrib:
							Hours:
1198	Virginia Carolina Refractory Inc	Refractory	Richmond	01/31/2017	12/2016	8	Contrib:
							Hours:
1198	Virginia Carolina Refractory Inc	Refractory	Richmond	03/03/2017	02/2017	8	Contrib:
							Hours:
1198	Virginia Carolina Refractory Inc	Refractory	Richmond	03/30/2017	02/2017	5	Contrib:
							Hours:
1198	Virginia Carolina Refractory Inc	Refractory	Richmond	03/31/2017	01/2017	8	Contrib:
							Hours:
1198	Virginia Carolina Refractory Inc	Refractory	Richmond	03/31/2017	02/2017	8	Contrib:
							Hours:
1198	Virginia Carolina Refractory Inc	Refractory	Richmond	04/29/2017	03/2017	6	Contrib:
							Hours:
1198	Virginia Carolina Refractory Inc	Refractory	Richmond	06/02/2017	04/2017	11	Contrib:
							Hours:
1198	Virginia Carolina Refractory Inc	Refractory	Richmond	06/30/2017	05/2017	7	Contrib:
							Hours:
	Virginia Carolina Refractory Inc	Employer Sub-Totals:					Contrib:
							Hours:
	Jurisdiction Totals		Richmond				Contrib:
							Hours:
30043	Corning Incorporated	Bricklayer ICE	Virginia	07/18/2016	06/2016	2	Contrib:
							Hours:
30043	Corning Incorporated	Bricklayer ICE	Virginia	08/15/2016	07/2016	2	Contrib:
							Hours:
30043	Corning Incorporated	Bricklayer ICE	Virginia	09/19/2016	08/2016	2	Contrib:
							Hours:
30043	Corning Incorporated	Bricklayer ICE	Virginia	10/20/2016	09/2016	2	Contrib:
							Hours:
30043	Corning Incorporated	Bricklayer ICE	Virginia	11/07/2016	10/2016	2	Contrib:
							Hours:
30043	Corning Incorporated	Bricklayer ICE	Virginia	12/16/2016	11/2016	2	Contrib:
							Hours:
30043	Corning Incorporated	Bricklayer ICE	Virginia	01/23/2017	11/2016	2	Contrib:
							Hours:
30043	Corning Incorporated	Bricklayer ICE	Virginia	01/23/2017	12/2016	2	Contrib:
							Hours:
30043	Corning Incorporated	Bricklayer ICE	Virginia	02/13/2017	01/2017	2	Contrib:
							Hours:

30043	Corning Incorporated	Bricklayer ICE	Virginia	03/20/2017	02/2017	2	Contrib:
							Hours:
30043	Corning Incorporated	Bricklayer ICE	Virginia	04/18/2017	03/2017	2	Contrib:
							Hours:
30043	Corning Incorporated	Bricklayer ICE	Virginia	05/15/2017	04/2017	2	Contrib:
							Hours:
30043	Corning Incorporated	Bricklayer ICE	Virginia	06/19/2017	05/2017	2	Contrib:
							Hours:
	Corning Incorporated	Employer Sub-Totals:					Contrib:
							Hours:
28732	Heimbrock Inc	Bricklayer ICE	Virginia	08/16/2016	07/2016	2	Contrib:
							Hours:
28732	Heimbrock Inc	Bricklayer ICE	Virginia	09/13/2016	08/2016	3	Contrib:
							Hours:
28732	Heimbrock Inc	Bricklayer ICE	Virginia	10/26/2016	09/2016	4	Contrib:
							Hours:
28732	Heimbrock Inc	Bricklayer ICE	Virginia	11/30/2016	10/2016	5	Contrib:
							Hours:
28732	Heimbrock Inc	Bricklayer ICE	Virginia	12/14/2016	11/2016	3	Contrib:
							Hours:
28732	Heimbrock Inc	Bricklayer ICE	Virginia	01/24/2017	12/2016	2	Contrib:
							Hours:
28732	Heimbrock Inc	Bricklayer ICE	Virginia	02/22/2017	01/2017	2	Contrib:
							Hours:
28732	Heimbrock Inc	Bricklayer ICE	Virginia	03/17/2017	02/2017	4	Contrib:
							Hours:
28732	Heimbrock Inc	Bricklayer ICE	Virginia	04/19/2017	03/2017	4	Contrib:
							Hours:
28732	Heimbrock Inc	Bricklayer ICE	Virginia	05/19/2017	04/2017	9	Contrib:
							Hours:
28732	Heimbrock Inc	Bricklayer ICE	Virginia	06/22/2017	05/2017	2	Contrib:
							Hours:
	Heimbrock Inc	Employer Sub-Totals:					Contrib:
							Hours:
43790	Non Metallic Industrial Solutions	Bricklayer ICE	Virginia	10/18/2016	09/2016	4	Contrib:
							Hours:
43790	Non Metallic Industrial Solutions	Bricklayer ICE	Virginia	11/21/2016	10/2016	3	Contrib:
							Hours:
43790	Non Metallic Industrial Solutions	Bricklayer ICE	Virginia	12/28/2016	11/2016	3	Contrib:
							Hours:
43790	Non Metallic Industrial Solutions	Bricklayer ICE	Virginia	01/23/2017	12/2016	3	Contrib:
							Hours:
43790	Non Metallic Industrial Solutions	Bricklayer ICE	Virginia	05/11/2017	03/2017	1	Contrib:
							Hours:
43790	Non Metallic Industrial Solutions	Bricklayer ICE	Virginia	05/16/2017	04/2017	2	Contrib:
							Hours:
43790	Non Metallic Industrial Solutions	Bricklayer ICE	Virginia	06/23/2017	05/2017	3	Contrib:
							Hours:
	Non Metallic Industrial Solutions	Employer Sub-Totals:					Contrib:
							Hours:
2668	Stebbins Eng & Mfg	Bricklayer ICE	Virginia	07/13/2016	06/2016	1	Contrib:

2668	Stebbins Eng & Mfg	Bricklayer ICE	Virginia	10/10/2016	09/2016	1	Hours:
							Contrib:
							Hours:
2668	Stebbins Eng & Mfg	Bricklayer ICE	Virginia	11/07/2016	10/2016	1	Contrib:
							Hours:
							Hours:
2668	Stebbins Eng & Mfg	Bricklayer ICE	Virginia	04/24/2017	03/2017	1	Contrib:
							Hours:
							Hours:
2668	Stebbins Eng & Mfg	Bricklayer ICE	Virginia	05/16/2017	04/2017	1	Contrib:
							Hours:
							Hours:
	Stebbins Eng & Mfg	Employer Sub-Totals:					Contrib:
							Hours:
36122	Universal Blastco-Michigan Tile Division	Bricklayer ICE	Virginia	08/04/2016	05/2016	2	Contrib:
							Hours:
							Hours:
36122	Universal Blastco-Michigan Tile Division	Bricklayer ICE	Virginia	09/02/2016	06/2016	1	Contrib:
							Hours:
							Hours:
36122	Universal Blastco-Michigan Tile Division	Bricklayer ICE	Virginia	09/12/2016	07/2016	1	Contrib:
							Hours:
							Hours:
36122	Universal Blastco-Michigan Tile Division	Bricklayer ICE	Virginia	10/17/2016	08/2016	1	Contrib:
							Hours:
							Hours:
36122	Universal Blastco-Michigan Tile Division	Bricklayer ICE	Virginia	11/22/2016	09/2016	3	Contrib:
							Hours:
							Hours:
36122	Universal Blastco-Michigan Tile Division	Bricklayer ICE	Virginia	12/08/2016	10/2016	2	Contrib:
							Hours:
							Hours:
36122	Universal Blastco-Michigan Tile Division	Bricklayer ICE	Virginia	05/08/2017	03/2017	3	Contrib:
							Hours:
							Hours:
36122	Universal Blastco-Michigan Tile Division	Bricklayer ICE	Virginia	06/14/2017	04/2017	3	Contrib:
							Hours:
							Hours:
	Universal Blastco-Michigan Tile Division	Employer Sub-Totals:					Contrib:
							Hours:
	Jurisdiction Totals		Virginia				Contrib:
							Hours:
	Report Totals:						Contrib:
							Hours:

Pen	Total
392.20	392.20
74.00	
475.20	475.20
288.00	
867.40	867.40
362.00	
1,970.95	1,970.95
642.00	
2,122.92	2,122.92
691.50	
2,363.91	2,363.91
770.00	
2,932.06	2,932.06
1,058.50	
1,835.86	1,835.86
598.00	
1,964.80	1,964.80
640.00	
1,562.29	1,562.29
564.00	
1,659.24	1,659.24
599.00	
1,877.54	1,877.54
657.50	
1,285.92	1,285.92
446.50	
1,608.48	1,608.48
558.50	
544.32	544.32
189.00	
1,709.28	1,709.28
593.50	
1,635.84	1,635.84
568.00	
25,073.41	25,073.41
8,576.00	
168.00	168.00
60.00	
168.00	168.00
60.00	
26,108.81	26,108.81
8,998.00	
1,212.75	1,212.75
441.00	
1,185.25	1,185.25

431.00	
1,309.00	1,309.00
476.00	
3,707.00	3,707.00
1,348.00	
3,712.51	3,712.51
1,350.00	
1,996.50	1,996.50
726.00	
1,626.63	1,626.63
591.50	
2,051.50	2,051.50
746.00	
1,839.75	1,839.75
669.00	
1,361.25	1,361.25
495.00	
2,300.38	2,300.38
836.50	
1,163.25	1,163.25
423.00	
16,051.77	16,051.77
5,837.00	
	0.00
210.50	
	0.00
194.50	
	0.00
187.00	
	0.00
169.50	
	0.00
160.00	
	0.00
201.50	
	0.00
192.00	
	0.00
160.00	
	0.00
205.50	
	0.00
233.50	
	0.00
207.00	
	0.00
231.50	
0.00	0.00
2,352.50	
49.50	49.50
18.00	

295.63	295.63
107.50	
249.10	249.10
90.58	
357.51	357.51
130.00	
497.75	497.75
181.00	
1,186.63	1,186.63
431.50	
1,266.38	1,266.38
460.50	
1,827.38	1,827.38
664.50	
1,762.75	1,762.75
641.00	
2,817.40	2,817.40
1,024.50	
2,230.26	2,230.26
811.00	
2,322.39	2,322.39
844.50	
1,746.26	1,746.26
635.00	
277.75	277.75
101.00	
16,886.69	16,886.69
6,140.58	
1,458.98	1,458.98
595.50	
1,839.96	1,839.96
751.00	
1,814.23	1,814.23
740.50	
1,151.50	1,151.50
470.00	
1,090.25	1,090.25
445.00	
1,104.95	1,104.95
451.00	
1,276.46	1,276.46
521.00	
1,199.28	1,199.28
489.50	
1,587.60	1,587.60
648.00	
1,803.20	1,803.20
736.00	
1,386.71	1,386.71
566.00	
1,427.14	1,427.14
582.50	
17,140.26	17,140.26

6,996.00	
572.00	572.00
208.00	
437.25	437.25
159.00	
558.25	558.25
203.00	
280.50	280.50
102.00	
563.75	563.75
205.00	
343.75	343.75
125.00	
451.00	451.00
164.00	
434.50	434.50
158.00	
561.00	561.00
204.00	
453.75	453.75
165.00	
299.75	299.75
109.00	
569.25	569.25
207.00	
5,524.75	5,524.75
2,009.00	
251.13	251.13
102.50	
327.08	327.08
133.50	
241.33	241.33
98.50	
376.08	376.08
153.50	
249.90	249.90
102.00	
319.73	319.73
130.50	
287.88	287.88
117.50	
323.40	323.40
132.00	
151.90	151.90
62.00	
238.88	238.88
97.50	
343.00	343.00
140.00	
328.30	328.30
134.00	
3,438.61	3,438.61

1,403.50	
3,085.02	3,085.02
1,182.00	
3,282.09	3,282.09
1,257.50	
3,148.97	3,148.97
1,206.50	
2,582.60	2,582.60
989.50	
1,627.35	1,627.35
623.50	
2,226.33	2,226.33
853.00	
3,637.04	3,637.04
1,393.50	
4,333.91	4,333.91
1,660.50	
1,840.05	1,840.05
705.00	
4,333.91	4,333.91
1,660.50	
-4,333.91	-4,333.91
-1,660.50	
2,510.82	2,510.82
962.00	
4,041.60	4,041.60
1,548.50	
2,963.67	2,963.67
1,135.50	
35,279.45	35,279.45
13,517.00	
98,028.53	98,028.53
39,603.58	
	0.00
405.25	
	0.00
249.00	
	0.00
303.75	
	0.00
257.62	
	0.00
311.00	
	0.00
307.78	
	0.00
152.00	
	0.00
280.12	
	0.00
253.25	

	0.00
311.00	
	0.00
293.32	
	0.00
298.00	
	0.00
303.50	
0.00	0.00
3,725.59	
	0.00
72.00	
232.29	232.29
249.00	
1,002.24	1,002.24
472.00	
522.00	522.00
345.00	
475.02	475.02
215.00	
793.44	793.44
304.00	
636.84	636.84
244.00	
1,044.00	1,044.00
480.00	
741.24	741.24
506.00	
955.26	955.26
568.00	
245.34	245.34
94.00	
6,647.67	6,647.67
3,549.00	
934.38	934.38
358.00	
738.63	738.63
283.00	
1,007.46	1,007.46
386.00	
540.27	540.27
207.00	
143.55	143.55
55.00	
428.04	428.04
164.00	
579.42	579.42
222.00	
4,371.75	4,371.75
1,675.00	
120.06	120.06

46.00	
168.35	168.35
64.50	
202.28	202.28
77.50	
289.71	289.71
111.00	
93.96	93.96
36.00	
874.36	874.36
335.00	
311.90	311.90
192.50	
93.96	93.96
36.00	
409.77	409.77
157.00	
407.16	407.16
156.00	
451.53	451.53
604.00	
404.55	404.55
155.00	
	0.00
290.50	
	0.00
321.00	
2,078.87	2,078.87
1,912.00	
13,972.65	13,972.65
11,196.59	
138,109.99	138,109.99
59,798.17	

577	Bricklayers Local 2 of Norfolk, Virginia Pension Fund	Conversion	Other	01/05/2018	09/2017	2	Contrib:
							Hours:
577	Bricklayers Local 2 of Norfolk, Virginia Pension Fund	Conversion	Other	01/05/2018	10/2017	3	Contrib:
							Hours:
577	Bricklayers Local 2 of Norfolk, Virginia Pension Fund	Conversion	Other	01/05/2018	11/2017	1	Contrib:
							Hours:
577	Bricklayers Local 2 of Norfolk, Virginia Pension Fund	Conversion	Other	02/08/2018	11/2017	3	Contrib:
							Hours:
577	Bricklayers Local 2 of Norfolk, Virginia Pension Fund	Conversion	Other	02/08/2018	12/2017	1	Contrib:
							Hours:
577	Bricklayers Local 2 of Norfolk, Virginia Pension Fund	Conversion	Other	04/05/2018	12/2017	2	Contrib:
							Hours:
577	Bricklayers Local 2 of Norfolk, Virginia Pension Fund	Conversion	Other	04/05/2018	01/2018	3	Contrib:
							Hours:
577	Bricklayers Local 2 of Norfolk, Virginia Pension Fund	Conversion	Other	06/06/2018	02/2018	4	Contrib:
							Hours:
	Bricklayers Local 2 of Norfolk, Virginia Pension Fund	Employer Sub-Totals:					Contrib:
							Hours:
586	Building Trades Pension Fund of Western Pennsylvan	Conversion	Other	09/07/2017	06/2017	1	Contrib:
							Hours:
586	Building Trades Pension Fund of Western Pennsylvan	Conversion	Other	10/06/2017	07/2017	1	Contrib:
							Hours:
	Building Trades Pension Fund of Western Pennsylvan	Employer Sub-Totals:					Contrib:
							Hours:
2272	Ohio Bricklayers Pension Fund	Conversion	Other	09/08/2017	05/2017	2	Contrib:
							Hours:
2272	Ohio Bricklayers Pension Fund	Conversion	Other	01/19/2018	11/2017	1	Contrib:
							Hours:
	Ohio Bricklayers Pension Fund	Employer Sub-Totals:					Contrib:
							Hours:
	Jurisdiction Totals		Other				Contrib:
							Hours:
326	Fosbel Inc	Refractory	Richmond	08/01/2017	06/2017	1	Contrib:
							Hours:
326	Fosbel Inc	Refractory	Richmond	08/21/2017	07/2017	1	Contrib:
							Hours:
326	Fosbel Inc	Refractory	Richmond	09/26/2017	08/2017	1	Contrib:
							Hours:
326	Fosbel Inc	Refractory	Richmond	10/23/2017	09/2017	1	Contrib:
							Hours:
326	Fosbel Inc	Refractory	Richmond	12/22/2017	11/2017	1	Contrib:
							Hours:
326	Fosbel Inc	Refractory	Richmond	01/22/2018	12/2017	1	Contrib:
							Hours:
326	Fosbel Inc	Refractory	Richmond	02/22/2018	01/2018	1	Contrib:
							Hours:
326	Fosbel Inc	Refractory	Richmond	03/19/2018	01/2018	1	Contrib:
							Hours:
326	Fosbel Inc	Refractory	Richmond	03/19/2018	02/2018	1	Contrib:
							Hours:

Virginia Carolina Refractory Inc		Employer Sub-Totals:					Contrib:
							Hours:
Jurisdiction Totals				Richmond			Contrib:
							Hours:
30043	Corning Incorporated	Bricklayer ICE	Virginia	07/18/2017	06/2017	2	Contrib:
							Hours:
30043	Corning Incorporated	Bricklayer ICE	Virginia	08/15/2017	07/2017	2	Contrib:
							Hours:
30043	Corning Incorporated	Bricklayer ICE	Virginia	09/19/2017	08/2017	2	Contrib:
							Hours:
30043	Corning Incorporated	Bricklayer ICE	Virginia	10/18/2017	09/2017	2	Contrib:
							Hours:
30043	Corning Incorporated	Bricklayer ICE	Virginia	11/13/2017	10/2017	2	Contrib:
							Hours:
30043	Corning Incorporated	Bricklayer ICE	Virginia	12/11/2017	11/2017	2	Contrib:
							Hours:
30043	Corning Incorporated	Bricklayer ICE	Virginia	01/17/2018	12/2017	2	Contrib:
							Hours:
30043	Corning Incorporated	Bricklayer ICE	Virginia	02/16/2018	01/2018	2	Contrib:
							Hours:
30043	Corning Incorporated	Bricklayer ICE	Virginia	03/19/2018	02/2018	2	Contrib:
							Hours:
30043	Corning Incorporated	Bricklayer ICE	Virginia	04/09/2018	03/2018	2	Contrib:
							Hours:
30043	Corning Incorporated	Bricklayer ICE	Virginia	05/11/2018	04/2018	1	Contrib:
							Hours:
30043	Corning Incorporated	Bricklayer ICE	Virginia	06/08/2018	05/2018	1	Contrib:
							Hours:
Corning Incorporated		Employer Sub-Totals:					Contrib:
							Hours:
28732	Heimbrock Inc	Bricklayer ICE	Virginia	08/01/2017	06/2017	2	Contrib:
							Hours:
28732	Heimbrock Inc	Bricklayer ICE	Virginia	09/26/2017	08/2017	5	Contrib:
							Hours:
28732	Heimbrock Inc	Bricklayer ICE	Virginia	10/24/2017	09/2017	2	Contrib:
							Hours:
28732	Heimbrock Inc	Bricklayer ICE	Virginia	12/15/2017	10/2017	2	Contrib:
							Hours:
28732	Heimbrock Inc	Bricklayer ICE	Virginia	01/23/2018	12/2017	4	Contrib:
							Hours:
28732	Heimbrock Inc	Bricklayer ICE	Virginia	04/27/2018	03/2018	2	Contrib:
							Hours:
28732	Heimbrock Inc	Bricklayer ICE	Virginia	06/29/2018	05/2018	10	Contrib:
							Hours:
Heimbrock Inc		Employer Sub-Totals:					Contrib:
							Hours:
43790	Non Metallic Industrial Solutions	Bricklayer ICE	Virginia	07/21/2017	06/2017	1	Contrib:
							Hours:
43790	Non Metallic Industrial Solutions	Bricklayer ICE	Virginia	08/21/2017	07/2017	2	Contrib:
							Hours:

Pen	Total
957.08	957.08
242.00	
359.72	359.72
92.00	
228.80	228.80
80.00	
701.93	701.93
122.50	
220.48	220.48
52.00	
1,005.62	1,005.62
175.50	
785.76	785.76
240.00	
559.68	559.68
212.00	
1,186.08	1,186.08
416.00	
1,462.80	1,462.80
345.00	
91.52	91.52
32.00	
7,559.47	7,559.47
2,009.00	
398.88	398.88
138.50	
1,228.32	1,228.32
426.50	
483.84	483.84
168.00	
-2,563.66	-2,563.66
-925.50	
-2,932.06	-2,932.06
-1,058.50	
1,677.60	1,677.60
582.50	
400.32	400.32
139.00	
1,067.04	1,067.04
370.50	
567.36	567.36
197.00	
861.12	861.12
299.00	
414.72	414.72
144.00	
460.80	460.80
160.00	

1,126.08	1,126.08
391.00	
1,152.00	1,152.00
400.00	
529.92	529.92
184.00	
1,105.92	1,105.92
384.00	
432.00	432.00
150.00	
1,082.88	1,082.88
376.00	
774.72	774.72
269.00	
832.32	832.32
289.00	
9,100.12	9,100.12
3,084.00	
232.38	232.38
71.50	
290.88	290.88
89.50	
523.26	523.26
161.00	
324.37	324.37
81.50	
205.92	205.92
72.00	
530.29	530.29
153.50	
17,713.14	17,713.14
5,407.50	
	0.00
219.00	
	0.00
211.00	
	0.00
213.00	
	0.00
160.00	
	0.00
276.00	
	0.00
169.00	
	0.00
229.00	
	0.00
-44.00	
	0.00
176.00	

	0.00
216.00	
	0.00
193.00	
	0.00
226.00	
0.00	0.00
2,244.00	
1,494.51	1,494.51
610.00	
1,226.23	1,226.23
500.50	
1,296.05	1,296.05
529.00	
1,634.15	1,634.15
667.00	
1,657.43	1,657.43
676.50	
1,759.10	1,759.10
718.00	
1,604.76	1,604.76
655.00	
882.00	882.00
360.00	
1,537.39	1,537.39
627.50	
1,909.79	1,909.79
779.50	
1,703.98	1,703.98
695.50	
1,755.43	1,755.43
716.50	
18,460.82	18,460.82
7,535.00	
167.75	167.75
61.00	
187.00	187.00
68.00	
198.00	198.00
72.00	
345.60	345.60
120.00	
457.92	457.92
159.00	
504.00	504.00
175.00	
388.80	388.80
135.00	
224.64	224.64
78.00	
2,473.71	2,473.71
868.00	

287.88	287.88
117.50	
316.05	316.05
129.00	
286.65	286.65
117.00	
279.30	279.30
114.00	
343.00	343.00
140.00	
347.90	347.90
142.00	
276.85	276.85
113.00	
269.50	269.50
110.00	
294.00	294.00
120.00	
287.88	287.88
117.50	
294.00	294.00
120.00	
320.95	320.95
131.00	
329.53	329.53
134.50	
3,933.49	3,933.49
1,605.50	
3,066.75	3,066.75
1,175.00	
3,111.13	3,111.13
1,192.00	
2,681.79	2,681.79
1,027.50	
8,521.66	8,521.66
3,265.00	
5,637.60	5,637.60
2,160.00	
2,536.92	2,536.92
972.00	
8,046.68	8,046.68
3,083.00	
5,970.40	5,970.40
2,287.50	
2,975.40	2,975.40
1,140.00	
2,696.13	2,696.13
1,033.00	
2,636.11	2,636.11
1,010.00	
3,520.89	3,520.89
1,349.00	

51,401.46	51,401.46
19,694.00	
76,269.48	76,269.48
31,946.50	
	0.00
409.00	
	0.00
256.00	
	0.00
320.00	
	0.00
295.00	
	0.00
309.20	
	0.00
457.00	
	0.00
319.00	
	0.00
244.00	
	0.00
319.50	
	0.00
169.50	
	0.00
176.50	
	0.00
192.00	
0.00	0.00
3,466.70	
41.76	41.76
16.00	
785.61	785.61
639.00	
46.98	46.98
18.00	
401.94	401.94
154.00	
460.67	460.67
219.00	
54.81	54.81
21.00	
508.95	508.95
401.00	
2,300.72	2,300.72
1,468.00	
445.01	445.01
170.50	
437.83	437.83
167.75	

827.37	827.37
317.00	
1,033.57	1,033.57
396.00	
305.37	305.37
117.00	
391.50	391.50
150.00	
570.29	570.29
218.50	
1,020.53	1,020.53
391.00	
5,031.47	5,031.47
1,927.75	
219.24	219.24
84.00	
428.04	428.04
164.00	
647.28	647.28
248.00	
93.96	93.96
72.00	
36.54	36.54
14.00	
1,351.98	1,351.98
518.00	
1,482.48	1,482.48
604.00	
	0.00
307.50	
75.69	75.69
461.50	
156.60	156.60
218.00	
232.29	232.29
987.00	
9,694.24	9,694.24
8,701.45	
103,676.86	103,676.86
46,055.45	

326	Fosbel Inc	Refractory	Richmond	07/16/2018	06/2018	1	Contrib:
							Hours:
326	Fosbel Inc	Refractory	Richmond	08/16/2018	07/2018	1	Contrib:
							Hours:
326	Fosbel Inc	Refractory	Richmond	09/17/2018	08/2018	1	Contrib:
							Hours:
326	Fosbel Inc	Refractory	Richmond	10/17/2018	09/2018	1	Contrib:
							Hours:
326	Fosbel Inc	Refractory	Richmond	11/19/2018	10/2018	1	Contrib:
							Hours:
	Fosbel Inc	Employer Sub-Totals:					Contrib:
							Hours:
34905	Phaup Masonry Inc	Other	Richmond	07/26/2018	06/2018	6	Contrib:
							Hours:
34905	Phaup Masonry Inc	Other	Richmond	08/27/2018	07/2018	6	Contrib:
							Hours:
34905	Phaup Masonry Inc	Other	Richmond	09/27/2018	08/2018	6	Contrib:
							Hours:
34905	Phaup Masonry Inc	Other	Richmond	10/29/2018	09/2018	6	Contrib:
							Hours:
34905	Phaup Masonry Inc	Other	Richmond	11/19/2018	10/2018	6	Contrib:
							Hours:
34905	Phaup Masonry Inc	Other	Richmond	12/18/2018	11/2018	6	Contrib:
							Hours:
34905	Phaup Masonry Inc	Other	Richmond	01/08/2019	12/2018	6	Contrib:
							Hours:
34905	Phaup Masonry Inc	Other	Richmond	01/28/2019	12/2018	6	Contrib:
							Hours:
34905	Phaup Masonry Inc	Other	Richmond	02/26/2019	01/2019	6	Contrib:
							Hours:
34905	Phaup Masonry Inc	Other	Richmond	03/25/2019	02/2019	6	Contrib:
							Hours:
34905	Phaup Masonry Inc	Other	Richmond	04/23/2019	03/2019	5	Contrib:
							Hours:
34905	Phaup Masonry Inc	Other	Richmond	05/24/2019	04/2019	4	Contrib:
							Hours:
34905	Phaup Masonry Inc	Other	Richmond	06/24/2019	05/2019	4	Contrib:
							Hours:
	Phaup Masonry Inc	Employer Sub-Totals:					Contrib:
							Hours:
632	Sil-Mar Construction	Red Brk Comm	Richmond	08/13/2018	07/2018	1	Contrib:
							Hours:
632	Sil-Mar Construction	Red Brk Comm	Richmond	09/14/2018	08/2018	1	Contrib:
							Hours:
632	Sil-Mar Construction	Red Brk Comm	Richmond	09/28/2018	07/2018	1	Contrib:
							Hours:
	Sil-Mar Construction	Employer Sub-Totals:					Contrib:
							Hours:
29189	Thomas Nye Construction Inc	Other	Richmond	07/26/2018	06/2018	1	Contrib:
							Hours:
29189	Thomas Nye Construction Inc	Other	Richmond	08/31/2018	07/2018	1	Contrib:

29189	Thomas Nye Construction Inc	Other	Richmond	10/02/2018	08/2018	1	Hours:
							Contrib:
29189	Thomas Nye Construction Inc	Other	Richmond	11/06/2018	09/2018	1	Hours:
							Contrib:
29189	Thomas Nye Construction Inc	Other	Richmond	12/05/2018	10/2018	1	Hours:
							Contrib:
29189	Thomas Nye Construction Inc	Other	Richmond	01/08/2019	11/2018	1	Hours:
							Contrib:
29189	Thomas Nye Construction Inc	Other	Richmond	01/31/2019	12/2018	1	Hours:
							Contrib:
29189	Thomas Nye Construction Inc	Other	Richmond	03/04/2019	01/2019	1	Hours:
							Contrib:
29189	Thomas Nye Construction Inc	Other	Richmond	04/02/2019	02/2019	1	Hours:
							Contrib:
29189	Thomas Nye Construction Inc	Other	Richmond	04/29/2019	03/2019	1	Hours:
							Contrib:
29189	Thomas Nye Construction Inc	Other	Richmond	05/31/2019	04/2019	1	Hours:
							Contrib:
29189	Thomas Nye Construction Inc	Other	Richmond	06/26/2019	05/2019	1	Hours:
							Contrib:
	Thomas Nye Construction Inc	Employer Sub-Totals:					Hours:
							Contrib:
							Hours:
1198	Virginia Carolina Refractory Inc	Refractory	Richmond	07/30/2018	06/2018	7	Hours:
							Contrib:
1198	Virginia Carolina Refractory Inc	Refractory	Richmond	08/30/2018	07/2018	7	Hours:
							Contrib:
1198	Virginia Carolina Refractory Inc	Refractory	Richmond	09/27/2018	08/2018	6	Hours:
							Contrib:
1198	Virginia Carolina Refractory Inc	Refractory	Richmond	10/29/2018	06/2018	7	Hours:
							Contrib:
1198	Virginia Carolina Refractory Inc	Refractory	Richmond	10/29/2018	07/2018	7	Hours:
							Contrib:
1198	Virginia Carolina Refractory Inc	Refractory	Richmond	10/29/2018	09/2018	7	Hours:
							Contrib:
1198	Virginia Carolina Refractory Inc	Refractory	Richmond	11/29/2018	10/2018	4	Hours:
							Contrib:
1198	Virginia Carolina Refractory Inc	Refractory	Richmond	12/05/2018	11/2017	6	Hours:
							Contrib:
1198	Virginia Carolina Refractory Inc	Refractory	Richmond	12/05/2018	12/2017	15	Hours:
							Contrib:
1198	Virginia Carolina Refractory Inc	Refractory	Richmond	12/05/2018	01/2018	13	Hours:
							Contrib:
1198	Virginia Carolina Refractory Inc	Refractory	Richmond	12/05/2018	02/2018	7	Hours:
							Contrib:
1198	Virginia Carolina Refractory Inc	Refractory	Richmond	12/05/2018	03/2018	6	Hours:
							Contrib:
1198	Virginia Carolina Refractory Inc	Refractory	Richmond	12/05/2018	04/2018	6	Hours:
							Contrib:
1198	Virginia Carolina Refractory Inc	Refractory	Richmond	12/05/2018	05/2018	7	Hours:
							Contrib:
1198	Virginia Carolina Refractory Inc	Refractory	Richmond	01/02/2019	11/2018	6	Hours:
							Contrib:

1198	Virginia Carolina Refractory Inc	Refractory	Richmond	02/01/2019	12/2018	10	Contrib:
							Hours:
1198	Virginia Carolina Refractory Inc	Refractory	Richmond	02/27/2019	01/2019	12	Contrib:
							Hours:
1198	Virginia Carolina Refractory Inc	Refractory	Richmond	03/28/2019	02/2019	3	Contrib:
							Hours:
1198	Virginia Carolina Refractory Inc	Refractory	Richmond	04/29/2019	03/2019	7	Contrib:
							Hours:
1198	Virginia Carolina Refractory Inc	Refractory	Richmond	05/28/2019	04/2019	6	Contrib:
							Hours:
1198	Virginia Carolina Refractory Inc	Refractory	Richmond	06/27/2019	05/2019	6	Contrib:
							Hours:
	Virginia Carolina Refractory Inc	Employer Sub-Totals:					Contrib:
							Hours:
	Jurisdiction Totals		Richmond				Contrib:
							Hours:
30043	Corning Incorporated	Bricklayer ICE	Virginia	07/17/2018	06/2018	2	Contrib:
							Hours:
30043	Corning Incorporated	Bricklayer ICE	Virginia	08/17/2018	07/2018	2	Contrib:
							Hours:
30043	Corning Incorporated	Bricklayer ICE	Virginia	09/17/2018	08/2018	2	Contrib:
							Hours:
30043	Corning Incorporated	Bricklayer ICE	Virginia	10/17/2018	09/2018	2	Contrib:
							Hours:
30043	Corning Incorporated	Bricklayer ICE	Virginia	11/16/2018	10/2018	2	Contrib:
							Hours:
30043	Corning Incorporated	Bricklayer ICE	Virginia	12/18/2018	11/2018	2	Contrib:
							Hours:
30043	Corning Incorporated	Bricklayer ICE	Virginia	01/16/2019	12/2018	1	Contrib:
							Hours:
30043	Corning Incorporated	Bricklayer ICE	Virginia	02/19/2019	01/2019	1	Contrib:
							Hours:
30043	Corning Incorporated	Bricklayer ICE	Virginia	03/11/2019	02/2019	1	Contrib:
							Hours:
30043	Corning Incorporated	Bricklayer ICE	Virginia	04/01/2019	03/2019	1	Contrib:
							Hours:
30043	Corning Incorporated	Bricklayer ICE	Virginia	04/29/2019	04/2019	1	Contrib:
							Hours:
30043	Corning Incorporated	Bricklayer ICE	Virginia	06/10/2019	05/2019	1	Contrib:
							Hours:
	Corning Incorporated	Employer Sub-Totals:					Contrib:
							Hours:
28732	Heimbrock Inc	Bricklayer ICE	Virginia	09/17/2018	06/2018	2	Contrib:
							Hours:
28732	Heimbrock Inc	Bricklayer ICE	Virginia	09/19/2018	07/2018	2	Contrib:
							Hours:
28732	Heimbrock Inc	Bricklayer ICE	Virginia	12/03/2018	09/2018	4	Contrib:
							Hours:
28732	Heimbrock Inc	Bricklayer ICE	Virginia	12/03/2018	10/2018	2	Contrib:
							Hours:
28732	Heimbrock Inc	Bricklayer ICE	Virginia	01/07/2019	10/2018	11	Contrib:

							Hours:	
28732	Heimbrock Inc	Bricklayer ICE	Virginia	01/31/2019	11/2018	20	Contrib:	
							Hours:	
28732	Heimbrock Inc	Bricklayer ICE	Virginia	01/31/2019	12/2018	7	Contrib:	
							Hours:	
28732	Heimbrock Inc	Bricklayer ICE	Virginia	02/25/2019	01/2019	3	Contrib:	
							Hours:	
28732	Heimbrock Inc	Bricklayer ICE	Virginia	04/19/2019	03/2019	2	Contrib:	
							Hours:	
28732	Heimbrock Inc	Bricklayer ICE	Virginia	05/24/2019	04/2019	5	Contrib:	
							Hours:	
28732	Heimbrock Inc	Bricklayer ICE	Virginia	06/13/2019	05/2019	4	Contrib:	
							Hours:	
	Heimbrock Inc	Employer Sub-Totals:						Contrib:
							Hours:	
2221	J T Thorpe & Son Inc	Bricklayer ICE	Virginia	03/22/2019	02/2019	1	Contrib:	
							Hours:	
2221	J T Thorpe & Son Inc	Bricklayer ICE	Virginia	04/24/2019	03/2019	1	Contrib:	
							Hours:	
	J T Thorpe & Son Inc	Employer Sub-Totals:						Contrib:
							Hours:	
43790	Non Metallic Industrial Solutions	Bricklayer ICE	Virginia	08/21/2018	07/2018	2	Contrib:	
							Hours:	
43790	Non Metallic Industrial Solutions	Bricklayer ICE	Virginia	09/18/2018	08/2018	3	Contrib:	
							Hours:	
43790	Non Metallic Industrial Solutions	Bricklayer ICE	Virginia	10/16/2018	09/2018	3	Contrib:	
							Hours:	
43790	Non Metallic Industrial Solutions	Bricklayer ICE	Virginia	11/21/2018	10/2018	2	Contrib:	
							Hours:	
43790	Non Metallic Industrial Solutions	Bricklayer ICE	Virginia	12/21/2018	11/2018	2	Contrib:	
							Hours:	
43790	Non Metallic Industrial Solutions	Bricklayer ICE	Virginia	01/17/2019	12/2018	1	Contrib:	
							Hours:	
43790	Non Metallic Industrial Solutions	Bricklayer ICE	Virginia	02/19/2019	01/2019	1	Contrib:	
							Hours:	
43790	Non Metallic Industrial Solutions	Bricklayer ICE	Virginia	03/18/2019	02/2019	1	Contrib:	
							Hours:	
43790	Non Metallic Industrial Solutions	Bricklayer ICE	Virginia	04/24/2019	03/2019	1	Contrib:	
							Hours:	
43790	Non Metallic Industrial Solutions	Bricklayer ICE	Virginia	05/21/2019	04/2019	1	Contrib:	
							Hours:	
43790	Non Metallic Industrial Solutions	Bricklayer ICE	Virginia	06/19/2019	05/2019	3	Contrib:	
							Hours:	
	Non Metallic Industrial Solutions	Employer Sub-Totals:						Contrib:
							Hours:	
2668	Stebbins Eng & Mfg	Bricklayer ICE	Virginia	10/17/2018	09/2018	1	Contrib:	
							Hours:	
2668	Stebbins Eng & Mfg	Bricklayer ICE	Virginia	12/11/2018	11/2018	1	Contrib:	
							Hours:	
2668	Stebbins Eng & Mfg	Bricklayer ICE	Virginia	05/10/2019	04/2019	2	Contrib:	
							Hours:	

2668	Stebbins Eng & Mfg	Bricklayer ICE	Virginia	06/13/2019	05/2019	2	Contrib:	
							Hours:	
	Stebbins Eng & Mfg	Employer Sub-Totals:						Contrib:
								Hours:
36122	Universal Blastco-Michigan Tile Division	Bricklayer ICE	Virginia	09/18/2018	07/2018	1	Contrib:	
							Hours:	
36122	Universal Blastco-Michigan Tile Division	Bricklayer ICE	Virginia	11/29/2018	05/2018	3	Contrib:	
							Hours:	
36122	Universal Blastco-Michigan Tile Division	Bricklayer ICE	Virginia	12/10/2018	09/2018	2	Contrib:	
							Hours:	
36122	Universal Blastco-Michigan Tile Division	Bricklayer ICE	Virginia	06/05/2019	04/2019	1	Contrib:	
							Hours:	
	Universal Blastco-Michigan Tile Division	Employer Sub-Totals:						Contrib:
								Hours:
	Jurisdiction Totals		Virginia				Contrib:	
							Hours:	
Report Totals:							Contrib:	
							Hours:	

Pen	Total
215.04	215.04
48.00	
918.40	918.40
205.00	
395.20	395.20
91.00	
212.40	212.40
118.00	
1,741.04	1,741.04
462.00	
304.32	304.32
32.00	
1,521.60	1,521.60
160.00	
1,825.92	1,825.92
192.00	
888.36	888.36
132.00	
891.73	891.73
132.50	
1,780.09	1,780.09
264.50	
69.12	69.12
24.00	
69.12	69.12
24.00	
450.72	450.72
156.50	
518.40	518.40
180.00	
419.04	419.04
145.50	
368.64	368.64
128.00	
653.63	653.63
213.50	
1,074.15	1,074.15
341.00	
878.85	878.85
279.00	
4,501.67	4,501.67
1,491.50	
9,848.72	9,848.72
2,410.00	

	0.00
187.00	
	0.00
185.00	
	0.00
259.00	
	0.00
196.00	
	0.00
229.00	
0.00	0.00
1,056.00	
2,554.13	2,554.13
1,042.50	
1,760.33	1,760.33
718.50	
2,478.18	2,478.18
1,011.50	
1,952.67	1,952.67
797.00	
2,224.60	2,224.60
908.00	
1,345.06	1,345.06
549.00	
1,767.68	1,767.68
721.50	
1,808.10	1,808.10
738.00	
1,607.20	1,607.20
656.00	
1,412.43	1,412.43
576.50	
1,764.00	1,764.00
720.00	
1,463.89	1,463.89
597.50	
1,722.35	1,722.35
703.00	
23,860.62	23,860.62
9,739.00	
259.20	259.20
90.00	
284.20	284.20
116.00	
-38.70	-38.70
504.70	504.70
206.00	
320.95	320.95
131.00	
269.50	269.50

110.00	
327.08	327.08
133.50	
322.18	322.18
131.50	
350.35	350.35
143.00	
286.65	286.65
117.00	
329.53	329.53
134.50	
365.05	365.05
149.00	
350.35	350.35
143.00	
330.75	330.75
135.00	
317.28	317.28
129.50	
252.35	252.35
103.00	
3,822.02	3,822.02
1,560.00	
1,873.98	1,873.98
718.00	
1,723.91	1,723.91
660.50	
2,017.53	2,017.53
773.00	
	0.00
718.00	
	0.00
660.50	
1,329.80	1,329.80
509.50	
1,602.55	1,602.55
614.00	
	0.00
972.00	
	0.00
3,083.00	
	0.00
2,287.50	
	0.00
1,140.00	
	0.00
1,033.00	
	0.00
1,010.00	
	0.00
1,349.00	
2,345.09	2,345.09
898.50	

3,616.17	3,616.17
1,385.50	
4,776.33	4,776.33
1,830.00	
1,188.86	1,188.86
455.50	
3,801.48	3,801.48
1,456.50	
2,483.42	2,483.42
951.50	
4,318.25	4,318.25
1,654.50	
31,077.37	31,077.37
24,160.00	
59,264.71	59,264.71
36,721.00	
	0.00
299.90	
	0.00
304.25	
	0.00
320.50	
	0.00
269.57	
	0.00
414.33	
	0.00
219.25	
	0.00
142.00	
	0.00
102.00	
	0.00
160.00	
	0.00
168.00	
	0.00
164.00	
	0.00
76.00	
0.00	0.00
2,639.80	
33.93	33.93
26.00	
26.10	26.10
20.00	
230.99	230.99
424.50	
484.16	484.16
185.50	
365.40	365.40

353.00	
3,045.88	3,045.88
1,862.50	
997.02	997.02
703.00	
67.86	67.86
78.00	
208.80	208.80
80.00	
386.28	386.28
327.00	
114.84	114.84
192.00	
5,961.26	5,961.26
4,251.50	
	0.00
74.00	
	0.00
118.00	
0.00	0.00
192.00	
498.51	498.51
191.00	
672.07	672.07
257.50	
706.01	706.01
270.50	
451.53	451.53
173.00	
527.22	527.22
202.00	
268.83	268.83
103.00	
133.11	133.11
51.00	
499.16	499.16
191.25	
356.92	356.92
136.75	
39.15	39.15
15.00	
799.97	799.97
306.50	
4,952.48	4,952.48
1,897.50	
77.00	77.00
29.50	
78.30	78.30
30.00	
413.69	413.69
158.50	

328.86	328.86
126.00	
897.85	897.85
344.00	
	0.00
115.00	
839.12	839.12
380.00	
	0.00
212.00	
125.28	125.28
48.00	
964.40	964.40
755.00	
12,775.99	12,775.99
10,079.80	
81,889.42	81,889.42
49,210.80	

	Bricklayers Local 2 of Norfolk, Virginia Pension Fund	Employer Sub-Totals:					Contrib:
							Hours:
2272	Ohio Bricklayers Pension Fund	Conversion	Other	01/13/2020	10/2019	1	Contrib:
							Hours:
	Ohio Bricklayers Pension Fund	Employer Sub-Totals:					Contrib:
							Hours:
	Jurisdiction Totals		Other				Contrib:
							Hours:
30205	National Machinery & Conveyor	Refractory	Richmond	09/18/2019	08/2019	1	Contrib:
							Hours:
30205	National Machinery & Conveyor	Refractory	Richmond	10/10/2019	09/2019	1	Contrib:
							Hours:
30205	National Machinery & Conveyor	Refractory	Richmond	12/16/2019	10/2019	1	Contrib:
							Hours:
30205	National Machinery & Conveyor	Refractory	Richmond	12/16/2019	11/2019	1	Contrib:
							Hours:
30205	National Machinery & Conveyor	Refractory	Richmond	01/15/2020	12/2019	1	Contrib:
							Hours:
30205	National Machinery & Conveyor	Refractory	Richmond	02/14/2020	01/2020	1	Contrib:
							Hours:
30205	National Machinery & Conveyor	Refractory	Richmond	03/14/2020	02/2020	1	Contrib:
							Hours:
30205	National Machinery & Conveyor	Refractory	Richmond	04/16/2020	03/2020	1	Contrib:
							Hours:
30205	National Machinery & Conveyor	Refractory	Richmond	05/21/2020	04/2020	1	Contrib:
							Hours:
30205	National Machinery & Conveyor	Refractory	Richmond	06/15/2020	05/2020	1	Contrib:
							Hours:
	National Machinery & Conveyor	Employer Sub-Totals:					Contrib:
							Hours:
34905	Phaup Masonry Inc	Other	Richmond	07/26/2019	06/2019	4	Contrib:
							Hours:
34905	Phaup Masonry Inc	Other	Richmond	08/26/2019	07/2019	4	Contrib:
							Hours:
34905	Phaup Masonry Inc	Other	Richmond	09/23/2019	08/2019	4	Contrib:
							Hours:
34905	Phaup Masonry Inc	Other	Richmond	10/24/2019	09/2019	4	Contrib:
							Hours:
34905	Phaup Masonry Inc	Other	Richmond	11/24/2019	10/2019	4	Contrib:
							Hours:
34905	Phaup Masonry Inc	Other	Richmond	12/20/2019	11/2019	4	Contrib:
							Hours:
34905	Phaup Masonry Inc	Other	Richmond	01/27/2020	12/2019	4	Contrib:
							Hours:
34905	Phaup Masonry Inc	Other	Richmond	02/24/2020	01/2020	4	Contrib:
							Hours:
34905	Phaup Masonry Inc	Other	Richmond	03/23/2020	02/2020	4	Contrib:
							Hours:
34905	Phaup Masonry Inc	Other	Richmond	04/23/2020	03/2020	3	Contrib:
							Hours:

34905	Phaup Masonry Inc	Other	Richmond	05/26/2020	04/2020	3	Contrib:
							Hours:
34905	Phaup Masonry Inc	Other	Richmond	06/25/2020	05/2020	3	Contrib:
							Hours:
	Phaup Masonry Inc	Employer Sub-Totals:					Contrib:
							Hours:
45311	Southwest Refractory of Texas, LP	Refractory	Richmond	07/12/2019	06/2019	7	Contrib:
							Hours:
45311	Southwest Refractory of Texas, LP	Refractory	Richmond	08/16/2019	07/2019	8	Contrib:
							Hours:
45311	Southwest Refractory of Texas, LP	Refractory	Richmond	09/12/2019	08/2019	7	Contrib:
							Hours:
45311	Southwest Refractory of Texas, LP	Refractory	Richmond	01/07/2020	10/2019	2	Contrib:
							Hours:
	Southwest Refractory of Texas, LP	Employer Sub-Totals:					Contrib:
							Hours:
29189	Thomas Nye Construction Inc	Other	Richmond	07/31/2019	06/2019	1	Contrib:
							Hours:
29189	Thomas Nye Construction Inc	Other	Richmond	09/05/2019	07/2019	1	Contrib:
							Hours:
29189	Thomas Nye Construction Inc	Other	Richmond	10/04/2019	08/2019	1	Contrib:
							Hours:
29189	Thomas Nye Construction Inc	Other	Richmond	11/04/2019	09/2019	1	Contrib:
							Hours:
29189	Thomas Nye Construction Inc	Other	Richmond	12/10/2019	10/2019	1	Contrib:
							Hours:
29189	Thomas Nye Construction Inc	Other	Richmond	01/09/2020	11/2019	1	Contrib:
							Hours:
29189	Thomas Nye Construction Inc	Other	Richmond	02/04/2020	12/2019	1	Contrib:
							Hours:
29189	Thomas Nye Construction Inc	Other	Richmond	03/06/2020	01/2020	1	Contrib:
							Hours:
29189	Thomas Nye Construction Inc	Other	Richmond	04/03/2020	02/2020	1	Contrib:
							Hours:
29189	Thomas Nye Construction Inc	Other	Richmond	05/08/2020	03/2020	1	Contrib:
							Hours:
29189	Thomas Nye Construction Inc	Other	Richmond	06/08/2020	04/2020	1	Contrib:
							Hours:
	Thomas Nye Construction Inc	Employer Sub-Totals:					Contrib:
							Hours:
1198	Virginia Carolina Refractory Inc	Refractory	Richmond	07/29/2019	06/2019	6	Contrib:
							Hours:
1198	Virginia Carolina Refractory Inc	Refractory	Richmond	09/03/2019	07/2019	9	Contrib:
							Hours:
1198	Virginia Carolina Refractory Inc	Refractory	Richmond	09/30/2019	08/2019	10	Contrib:
							Hours:
1198	Virginia Carolina Refractory Inc	Refractory	Richmond	10/28/2019	09/2019	9	Contrib:
							Hours:
1198	Virginia Carolina Refractory Inc	Refractory	Richmond	11/30/2019	10/2019	7	Contrib:
							Hours:
1198	Virginia Carolina Refractory Inc	Refractory	Richmond	12/26/2019	11/2019	14	Contrib:

1198	Virginia Carolina Refractory Inc	Refractory	Richmond	02/03/2020	12/2019	16	Hours:	
							Contrib:	
1198	Virginia Carolina Refractory Inc	Refractory	Richmond	02/29/2020	01/2020	13	Hours:	
							Contrib:	
1198	Virginia Carolina Refractory Inc	Refractory	Richmond	03/30/2020	02/2020	9	Hours:	
							Contrib:	
1198	Virginia Carolina Refractory Inc	Refractory	Richmond	04/30/2020	03/2020	14	Hours:	
							Contrib:	
1198	Virginia Carolina Refractory Inc	Refractory	Richmond	06/01/2020	04/2020	16	Hours:	
							Contrib:	
1198	Virginia Carolina Refractory Inc	Refractory	Richmond	06/29/2020	05/2020	14	Hours:	
							Contrib:	
Virginia Carolina Refractory Inc		Employer Sub-Totals:						Contrib:
							Hours:	
Jurisdiction Totals			Richmond				Contrib:	
							Hours:	
35980	Gagnon Inc	Bricklayer ICE	Virginia	10/22/2019	09/2019	1	Hours:	
							Contrib:	
35980	Gagnon Inc	Bricklayer ICE	Virginia	11/20/2019	10/2019	1	Hours:	
							Contrib:	
Gagnon Inc		Employer Sub-Totals:						Contrib:
							Hours:	
28732	Heimbrock Inc	Bricklayer ICE	Virginia	09/20/2019	08/2019	2	Hours:	
							Contrib:	
28732	Heimbrock Inc	Bricklayer ICE	Virginia	10/29/2019	09/2019	2	Hours:	
							Contrib:	
28732	Heimbrock Inc	Bricklayer ICE	Virginia	12/04/2019	10/2019	5	Hours:	
							Contrib:	
28732	Heimbrock Inc	Bricklayer ICE	Virginia	12/30/2019	11/2019	2	Hours:	
							Contrib:	
28732	Heimbrock Inc	Bricklayer ICE	Virginia	01/27/2020	12/2019	1	Hours:	
							Contrib:	
28732	Heimbrock Inc	Bricklayer ICE	Virginia	03/23/2020	02/2020	1	Hours:	
							Contrib:	
28732	Heimbrock Inc	Bricklayer ICE	Virginia	04/14/2020	03/2020	4	Hours:	
							Contrib:	
28732	Heimbrock Inc	Bricklayer ICE	Virginia	05/14/2020	04/2020	2	Hours:	
							Contrib:	
Heimbrock Inc		Employer Sub-Totals:						Contrib:
							Hours:	
2221	J T Thorpe & Son Inc	Bricklayer ICE	Virginia	09/04/2019	07/2019	1	Hours:	
							Contrib:	
2221	J T Thorpe & Son Inc	Bricklayer ICE	Virginia	02/10/2020	12/2019	1	Hours:	
							Contrib:	
2221	J T Thorpe & Son Inc	Bricklayer ICE	Virginia	04/28/2020	03/2020	1	Hours:	
							Contrib:	
J T Thorpe & Son Inc		Employer Sub-Totals:						Contrib:
							Hours:	

2668	Stebbins Eng & Mfg	Bricklayer ICE	Virginia	10/15/2019	09/2019	1	Contrib:	
							Hours:	
2668	Stebbins Eng & Mfg	Bricklayer ICE	Virginia	11/15/2019	10/2019	6	Contrib:	
							Hours:	
2668	Stebbins Eng & Mfg	Bricklayer ICE	Virginia	03/09/2020	02/2020	1	Contrib:	
							Hours:	
	Stebbins Eng & Mfg	Employer Sub-Totals:						Contrib:
							Hours:	
36122	Universal Blastco-Michigan Tile Division	Bricklayer ICE	Virginia	08/02/2019	05/2019	2	Contrib:	
							Hours:	
36122	Universal Blastco-Michigan Tile Division	Bricklayer ICE	Virginia	08/15/2019	06/2019	1	Contrib:	
							Hours:	
36122	Universal Blastco-Michigan Tile Division	Bricklayer ICE	Virginia	05/06/2020	03/2020	2	Contrib:	
							Hours:	
36122	Universal Blastco-Michigan Tile Division	Bricklayer ICE	Virginia	06/10/2020	04/2020	2	Contrib:	
							Hours:	
	Universal Blastco-Michigan Tile Division	Employer Sub-Totals:						Contrib:
							Hours:	
	Jurisdiction Totals		Virginia				Contrib:	
							Hours:	
Report Totals:							Contrib:	
							Hours:	

Pen	Total
-461.84	-461.84
-184.00	
-461.84	-461.84
-184.00	
944.68	944.68
226.00	
944.68	944.68
226.00	
81.00	81.00
162.00	
753.59	753.59
90.25	
1,158.56	1,158.56
138.75	
5.00	5.00
20.00	
42.00	42.00
84.00	
2,040.15	2,040.15
495.00	
1,022.18	1,022.18
324.50	
593.78	593.78
188.50	
732.38	732.38
232.50	
1,012.73	1,012.73
321.50	
3,272.88	3,272.88
1,039.00	
4,424.20	4,424.20
1,404.50	
3,235.06	3,235.06
1,027.00	
2,549.94	2,549.94
809.50	
3,444.55	3,444.55
1,093.50	
749.71	749.71
238.00	
2,414.48	2,414.48
766.50	
3,222.48	3,222.48
1,023.00	
4,220.23	4,220.23
1,339.75	

30,894.60	30,894.60
9,807.75	
178.80	178.80
60.00	
178.80	178.80
60.00	
33,596.39	33,596.39
10,404.75	
255.78	255.78
98.00	
495.90	495.90
190.00	
582.03	582.03
223.00	
566.37	566.37
217.00	
448.92	448.92
172.00	
484.16	484.16
185.50	
502.43	502.43
192.50	
582.03	582.03
223.00	
302.76	302.76
116.00	
104.40	104.40
40.00	
4,324.78	4,324.78
1,657.00	
1,248.28	1,248.28
509.50	
1,242.16	1,242.16
507.00	
1,724.80	1,724.80
704.00	
1,468.78	1,468.78
599.50	
1,335.25	1,335.25
545.00	
1,129.45	1,129.45
461.00	
1,079.23	1,079.23
440.50	
1,499.40	1,499.40
612.00	
1,087.80	1,087.80
444.00	
862.40	862.40
352.00	

935.90	935.90
382.00	
862.40	862.40
352.00	
14,475.85	14,475.85
5,908.50	
2,004.48	2,004.48
768.00	
5,146.92	5,146.92
1,972.00	
3,972.42	3,972.42
1,522.00	
386.28	386.28
148.00	
11,510.10	11,510.10
4,410.00	
334.43	334.43
136.50	
322.18	322.18
131.50	
335.65	335.65
137.00	
343.00	343.00
140.00	
330.75	330.75
135.00	
330.75	330.75
135.00	
330.75	330.75
135.00	
343.00	343.00
140.00	
318.50	318.50
130.00	
343.00	343.00
140.00	
330.75	330.75
135.00	
3,662.76	3,662.76
1,495.00	
2,188.50	2,188.50
838.50	
3,235.10	3,235.10
1,239.50	
4,529.66	4,529.66
1,735.50	
2,427.30	2,427.30
930.00	
2,397.29	2,397.29
918.50	
4,835.03	4,835.03

1,852.50	
5,700.25	5,700.25
2,184.00	
5,206.96	5,206.96
1,995.00	
4,138.17	4,138.17
1,585.50	
4,470.93	4,470.93
1,713.00	
6,737.73	6,737.73
2,581.50	
5,291.79	5,291.79
2,027.50	
51,158.71	51,158.71
19,601.00	
85,132.20	85,132.20
33,071.50	
	0.00
90.25	
	0.00
138.75	
0.00	0.00
229.00	
	0.00
44.00	
	0.00
68.00	
287.10	287.10
184.00	
83.52	83.52
64.00	
	0.00
20.00	
	0.00
8.00	
1,007.46	1,007.46
516.00	
78.30	78.30
60.00	
1,456.38	1,456.38
964.00	
	0.00
162.00	
	0.00
20.00	
	0.00
84.00	
0.00	0.00
266.00	

122.67	122.67
47.00	
1,511.20	1,511.20
579.00	
99.18	99.18
38.00	
1,733.05	1,733.05
664.00	
271.44	271.44
197.00	
480.24	480.24
184.00	
	0.00
144.00	
	0.00
73.00	
751.68	751.68
598.00	
3,941.11	3,941.11
2,721.00	
122,669.70	122,669.70
46,197.25	

Jurisdiction Totals				Other	INCOMING RECIPROCALs			Contrib:
								Hours:
7719	Bricklayers & Allied Crafts L#1 MD VA DC	Refractory	Richmond	07/14/2011	06/2011		1	Contrib:
								Hours:
7719	Bricklayers & Allied Crafts L#1 MD VA DC	Refractory	Richmond	08/15/2011	07/2011		1	Contrib:
								Hours:
7719	Bricklayers & Allied Crafts L#1 MD VA DC	Refractory	Richmond	09/14/2011	08/2011		1	Contrib:
								Hours:
7719	Bricklayers & Allied Crafts L#1 MD VA DC	Refractory	Richmond	10/13/2011	09/2011		1	Contrib:
								Hours:
7719	Bricklayers & Allied Crafts L#1 MD VA DC	Refractory	Richmond	11/15/2011	10/2011		1	Contrib:
								Hours:
7719	Bricklayers & Allied Crafts L#1 MD VA DC	Refractory	Richmond	12/13/2011	11/2011		1	Contrib:
								Hours:
7719	Bricklayers & Allied Crafts L#1 MD VA DC	Refractory	Richmond	01/12/2012	12/2011		1	Contrib:
								Hours:
7719	Bricklayers & Allied Crafts L#1 MD VA DC	Refractory	Richmond	02/10/2012	01/2012		1	Contrib:
								Hours:
7719	Bricklayers & Allied Crafts L#1 MD VA DC	Refractory	Richmond	03/13/2012	02/2012		1	Contrib:
								Hours:
7719	Bricklayers & Allied Crafts L#1 MD VA DC	Refractory	Richmond	04/13/2012	03/2012		1	Contrib:
								Hours:
7719	Bricklayers & Allied Crafts L#1 MD VA DC	Refractory	Richmond	05/11/2012	04/2012		1	Contrib:
								Hours:
7719	Bricklayers & Allied Crafts L#1 MD VA DC	Refractory	Richmond	06/13/2012	05/2012		1	Contrib:
								Hours:
Bricklayers & Allied Crafts L#1 MD VA DC		Employer Sub-Totals:						Contrib:
								Hours:
1203	Coastal Masonry Inc	Red Brk Comm	Richmond	10/20/2011	07/2011		3	Contrib:
								Hours:
1203	Coastal Masonry Inc	Red Brk Comm	Richmond	12/05/2011	07/2011		3	Contrib:
								Hours:
1203	Coastal Masonry Inc	Red Brk Comm	Richmond	12/20/2011	08/2011		3	Contrib:
								Hours:
1203	Coastal Masonry Inc	Red Brk Comm	Richmond	02/06/2012	09/2011		3	Contrib:
								Hours:
1203	Coastal Masonry Inc	Red Brk Comm	Richmond	02/21/2012	10/2011		3	Contrib:
								Hours:
1203	Coastal Masonry Inc	Red Brk Comm Target	Richmond	07/11/2011	04/2011		2	Contrib:
								Hours:
1203	Coastal Masonry Inc	Red Brk Comm Target	Richmond	08/17/2011	05/2011		3	Contrib:
								Hours:
Coastal Masonry Inc		Employer Sub-Totals:						Contrib:
								Hours:
30043	Corning Incorporated	Refractory	Richmond	07/15/2011	06/2011		2	Contrib:
								Hours:
30043	Corning Incorporated	Refractory	Richmond	08/15/2011	07/2011		2	Contrib:
								Hours:
30043	Corning Incorporated	Refractory	Richmond	09/14/2011	08/2011		2	Contrib:
								Hours:

30043	Corning Incorporated	Refractory	Richmond	10/14/2011	09/2011	2	Contrib:
							Hours:
30043	Corning Incorporated	Refractory	Richmond	11/14/2011	10/2011	2	Contrib:
							Hours:
	Corning Incorporated	Employer Sub-Totals:					Contrib:
							Hours:
21799	Espina Stone Company	Stone Comm	Richmond	07/18/2011	06/2011	6	Contrib:
							Hours:
21799	Espina Stone Company	Stone Comm	Richmond	08/11/2011	07/2011	6	Contrib:
							Hours:
21799	Espina Stone Company	Stone Comm	Richmond	09/14/2011	08/2011	6	Contrib:
							Hours:
21799	Espina Stone Company	Stone Comm	Richmond	10/14/2011	08/2011	6	Contrib:
							Hours:
21799	Espina Stone Company	Stone Comm	Richmond	11/14/2011	09/2011	7	Contrib:
							Hours:
21799	Espina Stone Company	Stone Comm	Richmond	12/15/2011	11/2011	6	Contrib:
							Hours:
21799	Espina Stone Company	Stone Comm	Richmond	01/12/2012	11/2011	5	Contrib:
							Hours:
21799	Espina Stone Company	Stone Comm	Richmond	02/09/2012	12/2011	4	Contrib:
							Hours:
21799	Espina Stone Company	Stone Comm	Richmond	03/14/2012	01/2012	4	Contrib:
							Hours:
21799	Espina Stone Company	Stone Comm	Richmond	04/13/2012	02/2012	4	Contrib:
							Hours:
21799	Espina Stone Company	Stone Comm	Richmond	05/10/2012	03/2012	4	Contrib:
							Hours:
21799	Espina Stone Company	Stone Comm	Richmond	06/15/2012	04/2012	3	Contrib:
							Hours:
	Espina Stone Company	Employer Sub-Totals:					Contrib:
							Hours:
25009	Firvida Construction Corp	Stone Comm	Richmond	12/20/2011	11/2011	1	Contrib:
							Hours:
25009	Firvida Construction Corp	Stone Comm	Richmond	04/23/2012	02/2012	4	Contrib:
							Hours:
25009	Firvida Construction Corp	Stone Comm	Richmond	05/14/2012	04/2012	4	Contrib:
							Hours:
25009	Firvida Construction Corp	Stone Comm	Richmond	06/18/2012	04/2012	4	Contrib:
							Hours:
	Firvida Construction Corp	Employer Sub-Totals:					Contrib:
							Hours:
28732	Heimbrock Inc	Refractory	Richmond	12/19/2011	11/2011	1	Contrib:
							Hours:
28732	Heimbrock Inc	Refractory	Richmond	05/24/2012	09/2010	2	Contrib:
							Hours:
28732	Heimbrock Inc	Refractory	Richmond	06/21/2012	09/2010	2	Contrib:
							Hours:
	Heimbrock Inc	Employer Sub-Totals:					Contrib:
							Hours:

2221	J T Thorpe & Son Inc	Refractory	Richmond	07/15/2011	07/2010	5	Contrib:
							Hours:
	J T Thorpe & Son Inc	Employer Sub-Totals:					Contrib:
							Hours:
32149	Lorton Stone LLC	Stone Comm	Richmond	06/15/2012	05/2012	6	Contrib:
							Hours:
	Lorton Stone LLC	Employer Sub-Totals:					Contrib:
							Hours:
34905	Phaup Masonry Inc	Other	Richmond	07/25/2011	06/2011	3	Contrib:
							Hours:
34905	Phaup Masonry Inc	Other	Richmond	08/24/2011	07/2011	4	Contrib:
							Hours:
34905	Phaup Masonry Inc	Other	Richmond	09/23/2011	08/2011	4	Contrib:
							Hours:
34905	Phaup Masonry Inc	Other	Richmond	10/21/2011	09/2011	4	Contrib:
							Hours:
34905	Phaup Masonry Inc	Other	Richmond	11/21/2011	10/2011	4	Contrib:
							Hours:
34905	Phaup Masonry Inc	Other	Richmond	12/19/2011	11/2011	4	Contrib:
							Hours:
34905	Phaup Masonry Inc	Other	Richmond	01/23/2012	12/2011	4	Contrib:
							Hours:
34905	Phaup Masonry Inc	Other	Richmond	02/23/2012	01/2012	4	Contrib:
							Hours:
34905	Phaup Masonry Inc	Other	Richmond	03/22/2012	02/2012	5	Contrib:
							Hours:
34905	Phaup Masonry Inc	Other	Richmond	04/23/2012	03/2012	5	Contrib:
							Hours:
34905	Phaup Masonry Inc	Other	Richmond	05/21/2012	04/2012	4	Contrib:
							Hours:
34905	Phaup Masonry Inc	Other	Richmond	06/29/2012	05/2012	4	Contrib:
							Hours:
	Phaup Masonry Inc	Employer Sub-Totals:					Contrib:
							Hours:
632	Sil-Mar Construction	Red Brk Comm	Richmond	10/17/2011	05/2011	1	Contrib:
							Hours:
632	Sil-Mar Construction	Red Brk Comm	Richmond	10/17/2011	06/2011	1	Contrib:
							Hours:
632	Sil-Mar Construction	Red Brk Comm	Richmond	12/23/2011	07/2011	1	Contrib:
							Hours:
632	Sil-Mar Construction	Red Brk Comm	Richmond	12/23/2011	08/2011	1	Contrib:
							Hours:
632	Sil-Mar Construction	Red Brk Comm	Richmond	12/23/2011	09/2011	1	Contrib:
							Hours:
632	Sil-Mar Construction	Red Brk Comm	Richmond	12/23/2011	10/2011	1	Contrib:
							Hours:
632	Sil-Mar Construction	Red Brk Comm	Richmond	02/23/2012	11/2011	1	Contrib:
							Hours:
632	Sil-Mar Construction	Red Brk Comm	Richmond	02/23/2012	12/2011	1	Contrib:
							Hours:
632	Sil-Mar Construction	Red Brk Comm	Richmond	05/29/2012	01/2012	1	Contrib:

632	Sil-Mar Construction	Red Brk Comm	Richmond	05/29/2012	02/2012	1	Hours:
							Contrib:
							Hours:
632	Sil-Mar Construction	Red Brk Comm	Richmond	05/29/2012	03/2012	1	Contrib:
							Hours:
632	Sil-Mar Construction	Red Brk Comm	Richmond	05/29/2012	04/2012	2	Contrib:
							Hours:
632	Sil-Mar Construction	Red Brk Comm	Richmond	05/29/2012	05/2012	2	Contrib:
							Hours:
Sil-Mar Construction		Employer Sub-Totals:					Contrib:
							Hours:
1190	Snow Jr & King Inc	Red Brk Comm Target	Richmond	07/27/2011	05/2011	1	Contrib:
							Hours:
Snow Jr & King Inc		Employer Sub-Totals:					Contrib:
							Hours:
29189	Thomas Nye Construction Inc	Other	Richmond	07/25/2011	06/2011	2	Contrib:
							Hours:
29189	Thomas Nye Construction Inc	Other	Richmond	08/29/2011	07/2011	2	Contrib:
							Hours:
29189	Thomas Nye Construction Inc	Other	Richmond	09/27/2011	09/2011	2	Contrib:
							Hours:
29189	Thomas Nye Construction Inc	Other	Richmond	10/25/2011	08/2011	2	Contrib:
							Hours:
29189	Thomas Nye Construction Inc	Other	Richmond	10/25/2011	09/2011	2	Contrib:
							Hours:
29189	Thomas Nye Construction Inc	Other	Richmond	11/02/2011	09/2011	2	Contrib:
							Hours:
29189	Thomas Nye Construction Inc	Other	Richmond	11/30/2011	10/2011	2	Contrib:
							Hours:
29189	Thomas Nye Construction Inc	Other	Richmond	01/03/2012	11/2011	2	Contrib:
							Hours:
29189	Thomas Nye Construction Inc	Other	Richmond	01/30/2012	12/2011	1	Contrib:
							Hours:
29189	Thomas Nye Construction Inc	Other	Richmond	03/01/2012	01/2012	1	Contrib:
							Hours:
29189	Thomas Nye Construction Inc	Other	Richmond	04/02/2012	02/2012	1	Contrib:
							Hours:
29189	Thomas Nye Construction Inc	Other	Richmond	05/02/2012	03/2012	2	Contrib:
							Hours:
29189	Thomas Nye Construction Inc	Other	Richmond	05/29/2012	04/2012	2	Contrib:
							Hours:
29189	Thomas Nye Construction Inc	Other	Richmond	06/29/2012	05/2012	2	Contrib:
							Hours:
Thomas Nye Construction Inc		Employer Sub-Totals:					Contrib:
							Hours:
1198	Virginia Carolina Refractory Inc	Refractory	Richmond	08/03/2011	06/2011	11	Contrib:
							Hours:
1198	Virginia Carolina Refractory Inc	Refractory	Richmond	08/31/2011	07/2011	9	Contrib:
							Hours:
1198	Virginia Carolina Refractory Inc	Refractory	Richmond	09/28/2011	08/2011	9	Contrib:
							Hours:

1198	Virginia Carolina Refractory Inc	Refractory	Richmond	10/31/2011	09/2011	9	Contrib:
							Hours:
1198	Virginia Carolina Refractory Inc	Refractory	Richmond	12/02/2011	10/2011	9	Contrib:
							Hours:
1198	Virginia Carolina Refractory Inc	Refractory	Richmond	12/28/2011	11/2011	8	Contrib:
							Hours:
1198	Virginia Carolina Refractory Inc	Refractory	Richmond	01/30/2012	12/2011	11	Contrib:
							Hours:
1198	Virginia Carolina Refractory Inc	Refractory	Richmond	03/01/2012	01/2012	13	Contrib:
							Hours:
1198	Virginia Carolina Refractory Inc	Refractory	Richmond	03/28/2012	02/2012	12	Contrib:
							Hours:
1198	Virginia Carolina Refractory Inc	Refractory	Richmond	04/30/2012	03/2012	11	Contrib:
							Hours:
1198	Virginia Carolina Refractory Inc	Refractory	Richmond	05/31/2012	04/2012	9	Contrib:
							Hours:
1198	Virginia Carolina Refractory Inc	Refractory	Richmond	06/29/2012	05/2012	11	Contrib:
							Hours:
	Virginia Carolina Refractory Inc	Employer Sub-Totals:					Contrib:
							Hours:
	Jurisdiction Totals		Richmond				Contrib:
							Hours:
21959	Corotech Constr Acquisition Co Inc	Bricklayer ICE	Virginia	07/25/2011	06/2011	4	Contrib:
							Hours:
21959	Corotech Constr Acquisition Co Inc	Bricklayer ICE	Virginia	08/22/2011	07/2011	7	Contrib:
							Hours:
21959	Corotech Constr Acquisition Co Inc	Bricklayer ICE	Virginia	09/26/2011	08/2011	5	Contrib:
							Hours:
21959	Corotech Constr Acquisition Co Inc	Bricklayer ICE	Virginia	11/04/2011	09/2011	1	Contrib:
							Hours:
21959	Corotech Constr Acquisition Co Inc	Bricklayer ICE	Virginia	11/04/2011	10/2011	3	Contrib:
							Hours:
21959	Corotech Constr Acquisition Co Inc	Bricklayer ICE	Virginia	12/02/2011	10/2011	5	Contrib:
							Hours:
21959	Corotech Constr Acquisition Co Inc	Bricklayer ICE	Virginia	01/11/2012	11/2011	1	Contrib:
							Hours:
21959	Corotech Constr Acquisition Co Inc	Bricklayer ICE	Virginia	02/01/2012	12/2011	2	Contrib:
							Hours:
21959	Corotech Constr Acquisition Co Inc	Bricklayer ICE	Virginia	03/07/2012	01/2012	3	Contrib:
							Hours:
21959	Corotech Constr Acquisition Co Inc	Bricklayer ICE	Virginia	04/09/2012	02/2012	3	Contrib:
							Hours:
21959	Corotech Constr Acquisition Co Inc	Bricklayer ICE	Virginia	04/24/2012	03/2012	4	Contrib:
							Hours:
21959	Corotech Constr Acquisition Co Inc	Bricklayer ICE	Virginia	05/29/2012	04/2012	9	Contrib:
							Hours:
	Corotech Constr Acquisition Co Inc	Employer Sub-Totals:					Contrib:
							Hours:
28732	Heimbrock Inc	Bricklayer ICE	Virginia	06/18/2012	05/2012	4	Contrib:
							Hours:
	Heimbrock Inc	Employer Sub-Totals:					Contrib:

							Hours:
2668	Stebbins Eng & Mfg	Bricklayer ICE	Virginia	08/29/2011	06/2011	2	Contrib:
							Hours:
2668	Stebbins Eng & Mfg	Bricklayer ICE	Virginia	11/17/2011	10/2011	7	Contrib:
							Hours:
2668	Stebbins Eng & Mfg	Bricklayer ICE	Virginia	12/21/2011	11/2011	14	Contrib:
							Hours:
2668	Stebbins Eng & Mfg	Bricklayer ICE	Virginia	01/18/2012	12/2011	2	Contrib:
							Hours:
2668	Stebbins Eng & Mfg	Bricklayer ICE	Virginia	06/21/2012	05/2012	1	Contrib:
							Hours:
	Stebbins Eng & Mfg	Employer Sub-Totals:					Contrib:
							Hours:
36122	Universal Blastco-Michigan Tile Division	Bricklayer ICE	Virginia	07/20/2011	05/2011	1	Contrib:
							Hours:
36122	Universal Blastco-Michigan Tile Division	Bricklayer ICE	Virginia	11/04/2011	09/2011	1	Contrib:
							Hours:
36122	Universal Blastco-Michigan Tile Division	Bricklayer ICE	Virginia	12/22/2011	10/2011	1	Contrib:
							Hours:
36122	Universal Blastco-Michigan Tile Division	Bricklayer ICE	Virginia	01/18/2012	11/2011	1	Contrib:
							Hours:
	Universal Blastco-Michigan Tile Division	Employer Sub-Totals:					Contrib:
							Hours:
	Jurisdiction Totals		Virginia				Contrib:
							Hours:
Report Totals:							Contrib:
							Hours:

Pen	Total
912.64	912.64
248.00	
706.56	706.56
192.00	
846.40	846.40
230.00	
412.16	412.16
112.00	
2,877.76	2,877.76
782.00	
50.82	50.82
22.00	
577.50	577.50
250.00	
628.32	628.32
272.00	
432.00	432.00
144.00	
130.00	130.00
50.00	
562.00	562.00
194.00	
775.59	775.59
309.00	
941.17	941.17
376.50	
761.79	761.79
303.50	
1,027.93	1,027.93
412.50	
1,009.02	1,009.02
402.00	
779.01	779.01
301.00	
160.64	160.64
64.00	
743.85	743.85
285.00	
780.40	780.40
299.00	
505.04	505.04
193.50	
441.04	441.04
183.00	
981.36	981.36
376.00	

158.67	158.67
64.50	
874.36	874.36
335.00	
1,559.48	1,559.48
597.50	
764.73	764.73
293.00	
572.90	572.90
219.50	
796.05	796.05
305.00	
835.21	835.21
320.00	
796.05	796.05
305.00	
615.97	615.97
236.00	
1,186.26	1,186.26
454.50	
1,393.75	1,393.75
534.00	
195.75	195.75
75.00	
1,500.76	1,500.76
575.00	
20,156.78	20,156.78
7,819.00	
156.75	156.75
33.00	
1,743.25	1,743.25
367.00	
2,314.03	2,314.03
472.25	
1,652.53	1,652.53
337.25	
5,866.56	5,866.56
1,209.50	
276.26	276.26
85.00	
598.00	598.00
184.00	
1,092.00	1,092.00
336.00	
305.50	305.50
94.00	
1,722.50	1,722.50
530.00	
1,693.26	1,693.26
521.00	
5,687.52	5,687.52
1,750.00	

35,778.94	35,778.94
12,026.50	
393.60	393.60
160.00	
393.60	393.60
160.00	
393.60	393.60
160.00	
492.00	492.00
200.00	
393.60	393.60
160.00	
393.60	393.60
160.00	
492.00	492.00
200.00	
393.60	393.60
160.00	
393.60	393.60
160.00	
492.00	492.00
200.00	
393.60	393.60
160.00	
393.60	393.60
160.00	
5,018.40	5,018.40
2,040.00	
1,205.89	1,205.89
438.50	
1,456.13	1,456.13
529.50	
1,138.50	1,138.50
414.00	
1,247.13	1,247.13
453.50	
1,295.25	1,295.25
471.00	
752.26	752.26
295.00	
826.20	826.20
324.00	
7,921.36	7,921.36
2,925.50	
	0.00
389.00	
	0.00
372.50	
	0.00
339.50	

	0.00
549.40	
	0.00
407.20	
0.00	0.00
2,057.60	
4,559.36	4,559.36
1,720.50	
4,109.89	4,109.89
1,494.50	
4,977.52	4,977.52
1,810.00	
4,754.77	4,754.77
1,729.00	
6,756.76	6,756.76
2,457.00	
4,072.75	4,072.75
1,481.00	
3,524.14	3,524.14
1,281.50	
2,509.40	2,509.40
912.50	
3,055.25	3,055.25
1,111.00	
1,775.13	1,775.13
645.50	
1,010.63	1,010.63
367.50	
1,505.63	1,505.63
547.50	
42,611.23	42,611.23
15,557.50	
123.75	123.75
45.00	
867.63	867.63
315.50	
2,065.25	2,065.25
751.00	
1,898.89	1,898.89
690.50	
4,955.52	4,955.52
1,802.00	
91.02	91.02
37.00	
	0.00
39.00	
	0.00
39.00	
91.02	91.02
115.00	

425.04	425.04
236.00	
425.04	425.04
236.00	
805.75	805.75
293.00	
805.75	805.75
293.00	
735.00	735.00
300.00	
1,097.60	1,097.60
448.00	
984.92	984.92
402.00	
1,117.20	1,117.20
456.00	
1,036.35	1,036.35
423.00	
1,248.28	1,248.28
509.50	
1,434.49	1,434.49
585.50	
1,138.03	1,138.03
464.50	
1,650.08	1,650.08
673.50	
678.65	678.65
277.00	
1,337.71	1,337.71
546.00	
1,349.95	1,349.95
551.00	
13,808.26	13,808.26
5,636.00	
477.00	477.00
180.00	
267.65	267.65
101.00	
473.00	473.00
172.00	
629.75	629.75
229.00	
374.00	374.00
136.00	
537.63	537.63
195.50	
587.13	587.13
213.50	
464.75	464.75
169.00	
602.25	602.25

219.00	
662.75	662.75
241.00	
407.00	407.00
148.00	
1,322.75	1,322.75
481.00	
1,113.75	1,113.75
405.00	
7,919.41	7,919.41
2,890.00	
53.55	53.55
21.00	
53.55	53.55
21.00	
601.48	601.48
245.50	
501.03	501.03
204.50	
443.45	443.45
181.00	
443.45	443.45
181.00	
-443.45	-443.45
-181.00	
476.53	476.53
194.50	
553.70	553.70
226.00	
279.30	279.30
114.00	
178.85	178.85
73.00	
284.20	284.20
116.00	
264.60	264.60
108.00	
546.35	546.35
223.00	
668.85	668.85
273.00	
572.08	572.08
233.50	
5,370.42	5,370.42
2,192.00	
4,121.73	4,121.73
1,675.50	
2,418.18	2,418.18
983.00	
2,085.47	2,085.47
847.75	

2,931.09	2,931.09
1,191.50	
2,924.94	2,924.94
1,189.00	
2,549.79	2,549.79
1,036.50	
2,662.95	2,662.95
1,082.50	
3,295.17	3,295.17
1,339.50	
3,664.17	3,664.17
1,489.50	
2,407.11	2,407.11
978.50	
1,814.25	1,814.25
737.50	
2,418.18	2,418.18
983.00	
33,293.03	33,293.03
13,533.75	
122,272.99	122,272.99
49,299.35	
	0.00
585.00	
	0.00
875.50	
	0.00
764.50	
	0.00
30.00	
	0.00
67.50	
676.37	676.37
510.50	
19.68	19.68
16.00	
177.12	177.12
72.00	
393.60	393.60
168.00	
1,708.16	1,708.16
670.50	
2,055.62	2,055.62
792.00	
1,684.80	1,684.80
1,148.00	
6,715.35	6,715.35
5,699.50	
236.16	236.16
192.00	
236.16	236.16

192.00	
186.83	186.83
157.50	
631.13	631.13
670.00	
1,244.38	1,244.38
983.50	
107.25	107.25
108.00	
22.00	22.00
8.00	
2,191.59	2,191.59
1,927.00	
400.98	400.98
163.00	
	0.00
34.50	
91.02	91.02
94.00	
75.03	75.03
30.50	
567.03	567.03
322.00	
9,710.13	9,710.13
8,140.50	
167,762.06	167,762.06
69,466.35	

First Name	Middle Name	Received Date	Work Period	Hours	Contribution Rate
		11/06/2020			
		11/24/2020			
		12/30/2020			
		01/28/2021			
		07/13/2020			
		08/10/2020			
		09/10/2020			
		10/08/2020			
		11/09/2020			
		12/08/2020			
		01/12/2021			
		02/09/2021			
		03/09/2021			
		04/07/2021			
		04/07/2021			
		05/10/2021			
		06/09/2021			
		07/13/2020			
		08/10/2020			
		02/09/2021			
		07/13/2020			
		08/10/2020			
		09/10/2020			
		10/08/2020			
		11/09/2020			
		12/08/2020			
		01/12/2021			
		02/09/2021			
		03/09/2021			
		04/07/2021			
		04/07/2021			
		05/10/2021			
		07/13/2020			
		08/10/2020			
		09/10/2020			
		10/08/2020			
		11/09/2020			
		12/08/2020			
		01/12/2021			
		02/09/2021			
		03/09/2021			
		04/07/2021			
		04/07/2021			
		05/10/2021			
		06/09/2021			
		07/13/2020			
		08/10/2020			
		09/10/2020			
		10/08/2020			
		11/09/2020			
		12/08/2020			
		01/12/2021			
		02/09/2021			
		03/09/2021			
		04/07/2021			
		04/07/2021			
		05/10/2021			
		06/09/2021			
		08/10/2020			
		09/10/2020			
		10/08/2020			
		11/09/2020			
		12/08/2020			
		01/12/2021			
		02/09/2021			
		03/09/2021			
		04/07/2021			

04/07/2021

05/10/2021

06/09/2021

07/13/2020

08/10/2020

09/10/2020

07/13/2020

08/10/2020

09/10/2020

10/08/2020

11/09/2020

12/08/2020

01/12/2021

02/09/2021

03/09/2021

04/07/2021

04/07/2021

05/10/2021

06/09/2021

07/13/2020

08/10/2020

09/10/2020

10/08/2020

11/09/2020

12/08/2020

01/12/2021

02/09/2021

03/09/2021


04/07/2021

04/07/2021

05/10/2021

06/09/2021

Contributions Due




First Name	Middle Name	Received Date	Work Period	Hours	Contribution Rate
		09/16/2013			
		03/17/2014			
		03/17/2014			
		10/15/2013			
		05/22/2014			
		06/20/2014			
		10/15/2013			
		05/22/2014			
		06/20/2014			
		08/06/2013			
		08/06/2013			
		08/06/2013			
		05/05/2014			
		11/07/2013			
		12/06/2013			
		01/10/2014			
		02/10/2014			
		03/10/2014			
		04/08/2014			
		05/05/2014			
		06/10/2014			
		10/07/2013			
		05/05/2014			
		11/07/2013			
		12/06/2013			
		01/10/2014			
		02/10/2014			
		03/10/2014			
		04/08/2014			
		05/05/2014			
		06/10/2014			
		08/06/2013			
		08/06/2013			
		08/06/2013			
		05/05/2014			
		08/06/2013			
		08/06/2013			
		08/06/2013			
		05/05/2014			
		11/07/2013			
		12/06/2013			
		01/10/2014			
		02/10/2014			
		03/10/2014			
		04/08/2014			
		05/05/2014			
		06/10/2014			
		08/06/2013			
		08/06/2013			
		05/05/2014			
		11/07/2013			
		09/25/2013			
		09/25/2013			
		09/25/2013			
		09/25/2013			
		09/25/2013			
		09/25/2013			
		09/25/2013			
		09/25/2013			
		09/25/2013			
		08/06/2013			

08/06/2013
08/06/2013
08/06/2013
08/06/2013
08/06/2013
07/05/2013
08/06/2013
09/09/2013
09/09/2013
10/07/2013
11/07/2013
12/06/2013
01/10/2014
02/10/2014
03/10/2014
04/08/2014
05/05/2014
06/10/2014
08/06/2013
08/06/2013
08/06/2013
05/05/2014
11/07/2013
12/06/2013
01/10/2014
02/10/2014
03/10/2014
04/08/2014
06/10/2014

10/14/2013
10/14/2013
10/14/2013
10/14/2013
10/14/2013
10/14/2013
10/14/2013
10/14/2013
10/14/2013
10/14/2013
10/14/2013
10/14/2013
10/14/2013
10/14/2013
10/14/2013
10/14/2013
10/14/2013

10/10/2013
11/07/2013

Contributions Due




First Name	Middle Name	Received Date	Work Period	Hours	Contribution Rate
		12/04/2014			
		12/04/2014			
		12/04/2014			
		09/30/2014			
		09/30/2014			
		05/13/2015			
		09/30/2014			
		09/30/2014			
		05/13/2015			
		05/06/2015			
		10/06/2014			
		07/03/2014			
		07/03/2014			
		08/08/2014			
		09/10/2014			
		10/06/2014			
		11/11/2014			
		12/05/2014			
		01/07/2015			
		02/03/2015			
		03/10/2015			
		04/02/2015			
		05/06/2015			
		06/15/2015			
		05/06/2015			
		10/06/2014			
		07/03/2014			
		08/08/2014			
		09/10/2014			
		10/06/2014			
		11/11/2014			
		12/05/2014			
		01/07/2015			
		02/03/2015			
		03/10/2015			
		04/02/2015			
		05/06/2015			
		06/15/2015			
		12/05/2014			
		05/06/2015			
		10/06/2014			
		12/05/2014			
		12/05/2014			
		05/06/2015			
		10/06/2014			
		07/03/2014			
		08/08/2014			
		08/08/2014			
		09/10/2014			
		10/06/2014			
		11/11/2014			
		12/05/2014			
		01/07/2015			
		02/03/2015			
		03/10/2015			
		04/02/2015			
		05/06/2015			
		06/15/2015			
		05/06/2015			
		10/06/2014			
		12/05/2014			
		01/07/2015			
		02/03/2015			
		03/10/2015			

04/02/2015
05/06/2015
06/15/2015
05/06/2015
05/06/2015
10/06/2014
07/03/2014
08/08/2014
09/10/2014
10/06/2014
05/06/2015
10/06/2014
07/03/2014
07/03/2014
08/08/2014
09/10/2014
10/06/2014
11/11/2014
12/05/2014
01/07/2015
02/03/2015
03/10/2015
04/02/2015
05/06/2015
06/15/2015

07/28/2014
06/15/2015

07/21/2014
08/11/2014
09/11/2014
10/23/2014
11/03/2014
12/22/2014
02/09/2015

Contributions Due



494	Marble, Tile & Terrazzo Pension Fund	
494	Marble, Tile & Terrazzo Pension Fund	
494	Marble, Tile & Terrazzo Pension Fund	
494	Marble, Tile & Terrazzo Pension Fund	
494	Marble, Tile & Terrazzo Pension Fund	
494	Marble, Tile & Terrazzo Pension Fund	
494	Marble, Tile & Terrazzo Pension Fund	
494	Marble, Tile & Terrazzo Pension Fund	
494	Marble, Tile & Terrazzo Pension Fund	
494	Marble, Tile & Terrazzo Pension Fund	
494	Marble, Tile & Terrazzo Pension Fund	
494	Marble, Tile & Terrazzo Pension Fund	
494	Organization Totals:	Listed
Report Totals:		Listed

First Name	Middle Name	Received Date	Work Period	Hours	Contribution Rate
		02/12/2016			
		04/11/2016			
		05/31/2016			
		05/20/2016			
		05/20/2016			
		05/20/2016			
		08/20/2015			
		08/18/2015			
		02/03/2016			
		02/15/2016			
		04/11/2016			
		06/29/2016			
		08/20/2015			
		08/18/2015			
		10/31/2015			
		10/31/2015			
		02/03/2016			
		02/15/2016			
		04/11/2016			
		06/29/2016			
		11/16/2015			
		11/16/2015			
		11/16/2015			
		08/20/2015			
		08/18/2015			
		02/03/2016			
		02/15/2016			
		04/11/2016			
		06/29/2016			
		08/20/2015			
		08/20/2015			
		08/18/2015			
		02/03/2016			
		02/15/2016			
		04/11/2016			
		06/29/2016			
		08/20/2015			
		08/18/2015			
		02/03/2016			
		02/15/2016			
		04/11/2016			
		06/29/2016			
		05/20/2016			
		05/20/2016			
		05/20/2016			
		05/20/2016			
		05/20/2016			
		06/29/2016			
		12/17/2015			
		12/17/2015			
		12/17/2015			
		02/03/2016			
		06/29/2016			
		05/20/2016			
		05/20/2016			
		05/20/2016			
		05/20/2016			
		05/20/2016			
		05/20/2016			
		06/29/2016			
		05/20/2016			
		05/20/2016			
		05/20/2016			

05/20/2016

05/20/2016

06/29/2016

[Redacted] 11/13/2015

05/20/2016

05/20/2016

05/20/2016

05/20/2016


05/20/2016

06/29/2016

[Redacted]

[Redacted]

Contributions Due



577	Bricklayers Local 2 of Norfolk, Virginia Pension Fund	
577	Bricklayers Local 2 of Norfolk, Virginia Pension Fund	
577	Bricklayers Local 2 of Norfolk, Virginia Pension Fund	
577	Bricklayers Local 2 of Norfolk, Virginia Pension Fund	
577	Bricklayers Local 2 of Norfolk, Virginia Pension Fund	
577	Bricklayers Local 2 of Norfolk, Virginia Pension Fund	
577	Bricklayers Local 2 of Norfolk, Virginia Pension Fund	
577	Bricklayers Local 2 of Norfolk, Virginia Pension Fund	
577	Organization Totals:	Listed
2272	Ohio Bricklayers Pension Fund	
2272	Organization Totals:	Listed
Report Totals:		Listed

First Name	Middle Name	Received Date	Work Period	Hours	Contribution Rate
		12/14/2016			
		12/14/2016			
		02/16/2017			
		02/16/2017			
		10/10/2016			
		07/12/2016			
		08/11/2016			
		09/13/2016			
		10/10/2016			
		11/04/2016			
		12/07/2016			
		01/06/2017			
		02/08/2017			
		02/08/2017			
		03/07/2017			
		04/06/2017			
		06/06/2017			
		06/06/2017			
		10/10/2016			
		07/12/2016			
		08/11/2016			
		09/13/2016			
		10/10/2016			
		11/04/2016			
		12/07/2016			
		01/06/2017			
		02/08/2017			
		02/08/2017			
		03/07/2017			
		04/06/2017			
		05/03/2017			
		06/06/2017			
		10/10/2016			
		10/10/2016			
		07/12/2016			
		08/11/2016			
		09/13/2016			
		10/10/2016			
		11/04/2016			
		12/07/2016			
		01/06/2017			
		02/08/2017			
		10/10/2016			
		07/12/2016			
		08/11/2016			
		09/13/2016			
		10/10/2016			
		11/04/2016			
		12/07/2016			
		01/06/2017			
		02/08/2017			
		02/08/2017			
		03/07/2017			
		04/06/2017			
		06/06/2017			
		06/06/2017			
		10/10/2016			
		10/10/2016			
		10/10/2016			
		07/12/2016			
		08/11/2016			
		09/13/2016			
		10/10/2016			
		11/04/2016			
		12/07/2016			

01/06/2017

02/08/2017

02/08/2017

03/07/2017


04/06/2017

06/06/2017

06/06/2017

03/01/2017

Contributions Due



577	Bricklayers Local 2 of Norfolk, Virginia Pension Fund	
577	Bricklayers Local 2 of Norfolk, Virginia Pension Fund	
577	Bricklayers Local 2 of Norfolk, Virginia Pension Fund	
577	Bricklayers Local 2 of Norfolk, Virginia Pension Fund	
577	Bricklayers Local 2 of Norfolk, Virginia Pension Fund	
577	Bricklayers Local 2 of Norfolk, Virginia Pension Fund	
577	Bricklayers Local 2 of Norfolk, Virginia Pension Fund	
577	Bricklayers Local 2 of Norfolk, Virginia Pension Fund	
577	Bricklayers Local 2 of Norfolk, Virginia Pension Fund	
577	Bricklayers Local 2 of Norfolk, Virginia Pension Fund	
577	Bricklayers Local 2 of Norfolk, Virginia Pension Fund	
577	Bricklayers Local 2 of Norfolk, Virginia Pension Fund	
577	Bricklayers Local 2 of Norfolk, Virginia Pension Fund	
577	Bricklayers Local 2 of Norfolk, Virginia Pension Fund	
577	Bricklayers Local 2 of Norfolk, Virginia Pension Fund	
577	Bricklayers Local 2 of Norfolk, Virginia Pension Fund	
577	Bricklayers Local 2 of Norfolk, Virginia Pension Fund	
577	Bricklayers Local 2 of Norfolk, Virginia Pension Fund	
577	Bricklayers Local 2 of Norfolk, Virginia Pension Fund	
577	Bricklayers Local 2 of Norfolk, Virginia Pension Fund	
577	Bricklayers Local 2 of Norfolk, Virginia Pension Fund	
577	Bricklayers Local 2 of Norfolk, Virginia Pension Fund	
577	Bricklayers Local 2 of Norfolk, Virginia Pension Fund	
577	Bricklayers Local 2 of Norfolk, Virginia Pension Fund	
577	Bricklayers Local 2 of Norfolk, Virginia Pension Fund	
577	Bricklayers Local 2 of Norfolk, Virginia Pension Fund	
577	Bricklayers Local 2 of Norfolk, Virginia Pension Fund	
577	Bricklayers Local 2 of Norfolk, Virginia Pension Fund	
577	Bricklayers Local 2 of Norfolk, Virginia Pension Fund	
577	Bricklayers Local 2 of Norfolk, Virginia Pension Fund	
577	Bricklayers Local 2 of Norfolk, Virginia Pension Fund	
577	Organization Totals:	Listed
586	Building Trades Pension Fund of Western Pennsylvan	
586	Building Trades Pension Fund of Western Pennsylvan	
586	Organization Totals:	Listed
2272	Ohio Bricklayers Pension Fund	
2272	Ohio Bricklayers Pension Fund	
2272	Ohio Bricklayers Pension Fund	
2272	Organization Totals:	Listed
Report Totals:		Listed


First Name	Middle Name	Received Date	Work Period	Hours	Contribution Rate
		08/30/2017			
		08/30/2017			
		09/26/2017			
		09/26/2017			
		10/24/2017			
		12/15/2017			
		12/29/2017			
		12/29/2017			
		03/30/2018			
		04/27/2018			
		04/27/2018			
		04/27/2018			
		05/25/2018			
		08/30/2017			
		08/30/2017			
		09/26/2017			
		09/26/2017			
		10/24/2017			
		12/15/2017			
		12/29/2017			
		12/29/2017			
		03/30/2018			
		04/27/2018			
		04/27/2018			
		04/27/2018			
		05/25/2018			
		06/29/2018			
		11/21/2017			
		11/21/2017			
		12/20/2017			
		12/20/2017			
		09/30/2017			
		09/30/2017			
		08/07/2017			
		09/30/2017			
		10/06/2017			
		01/05/2018			
		02/08/2018			
		04/05/2018			
		09/30/2017			
		09/30/2017			
		09/30/2017			
		07/07/2017			
		08/07/2017			
		09/30/2017			
		10/06/2017			
		11/07/2017			
		12/07/2017			
		01/05/2018			
		02/08/2018			
		09/30/2017			
		09/30/2017			
		09/30/2017			
		09/30/2017			
		09/30/2017			
		09/30/2017			
		08/07/2017			
		09/30/2017			
		10/06/2017			
		11/07/2017			
		01/05/2018			
		01/05/2018			
		02/08/2018			
		04/05/2018			
		04/05/2018			

06/06/2018
06/06/2018
09/30/2017
09/30/2017
09/30/2017
09/30/2017
09/30/2017
09/30/2017
08/07/2017
09/30/2017
10/06/2017
11/07/2017
01/05/2018
01/05/2018
02/08/2018
04/05/2018
04/05/2018
06/06/2018
06/06/2018

09/07/2017
10/06/2017

09/08/2017
09/08/2017
01/19/2018

Contributions Due




Incoming Reciprocity - Extract
 Bricklayers #1 - Richmond

Organization ID	Organization Name	SSN	Last Name
2217	Bricklayers International Pension Fund		
2217	Bricklayers International Pension Fund		
2217	Bricklayers International Pension Fund		
2217	Bricklayers International Pension Fund		
2217	Bricklayers International Pension Fund		
2217	Organization Totals:		Listed
455	Bricklayers Local 1 of Pennsylvania Pension Fund		
455	Bricklayers Local 1 of Pennsylvania Pension Fund		
455	Organization Totals:		Listed
2208	Bricklayers Local 2 of Albany New York Pension Fund		
2208	Bricklayers Local 2 of Albany New York Pension Fund		
2208	Organization Totals:		Listed
577	Bricklayers Local 2 of Norfolk, Virginia Pension Fund		
577	Bricklayers Local 2 of Norfolk, Virginia Pension Fund		
577	Bricklayers Local 2 of Norfolk, Virginia Pension Fund		
577	Bricklayers Local 2 of Norfolk, Virginia Pension Fund		
577	Bricklayers Local 2 of Norfolk, Virginia Pension Fund		
577	Bricklayers Local 2 of Norfolk, Virginia Pension Fund		
577	Bricklayers Local 2 of Norfolk, Virginia Pension Fund		
577	Bricklayers Local 2 of Norfolk, Virginia Pension Fund		
577	Bricklayers Local 2 of Norfolk, Virginia Pension Fund		
577	Bricklayers Local 2 of Norfolk, Virginia Pension Fund		
577	Bricklayers Local 2 of Norfolk, Virginia Pension Fund		
577	Bricklayers Local 2 of Norfolk, Virginia Pension Fund		
577	Bricklayers Local 2 of Norfolk, Virginia Pension Fund		
577	Bricklayers Local 2 of Norfolk, Virginia Pension Fund		
577	Bricklayers Local 2 of Norfolk, Virginia Pension Fund		
577	Bricklayers Local 2 of Norfolk, Virginia Pension Fund		
577	Organization Totals:		Listed
Report Totals:			Listed

First Name	Middle Name	Received Date	Work Period	Hours	Contribution Rate
		09/17/2018			
		09/19/2018			
		09/28/2018			
		09/28/2018			
		04/24/2019			
		06/19/2019			
		06/19/2019			
		07/09/2018			
		07/09/2018			
		04/09/2019			
		05/09/2019			
		06/10/2019			
		01/09/2019			
		01/09/2019			
		02/08/2019			
		03/07/2019			
		04/09/2019			
		04/09/2019			
		05/09/2019			
		06/10/2019			
		10/05/2018			
		11/07/2018			
		01/09/2019			

Contributions Due



First Name	Middle Name	Received Date	Work Period	Hours	Contribution Rate
		09/30/2019			
		12/30/2019			
		12/30/2019			
		09/04/2019			
		10/22/2019			
		11/20/2019			
		02/10/2020			
		04/28/2020			
		11/07/2019			
		12/09/2019			
		01/09/2020			
		02/07/2020			
		03/06/2020			
		04/09/2020			
		04/09/2020			
		04/09/2020			
		04/09/2020			
		04/09/2020			
		04/09/2020			
		05/11/2020			
		06/09/2020			
		11/07/2019			
		12/09/2019			
		06/09/2020			
		06/09/2020			
		11/07/2019			
		12/09/2019			
		01/09/2020			
		02/07/2020			
		03/06/2020			
		04/09/2020			
		04/09/2020			
		04/09/2020			
		04/09/2020			
		04/09/2020			
		04/09/2020			
		05/11/2020			
		06/09/2020			
		07/10/2019			
		08/09/2019			
		09/10/2019			
		10/08/2019			
		11/07/2019			
		12/09/2019			
		01/09/2020			
		02/07/2020			
		03/06/2020			
		04/09/2020			
		04/09/2020			
		05/11/2020			
		06/09/2020			
		07/10/2019			
		08/09/2019			
		09/10/2019			
		10/08/2019			
		11/07/2019			
		12/09/2019			
		01/09/2020			
		02/07/2020			
		03/06/2020			
		04/09/2020			
		04/09/2020			
		05/11/2020			

06/09/2020

11/07/2019

12/09/2019

01/09/2020

02/07/2020

03/06/2020

04/09/2020

04/09/2020

04/09/2020

04/09/2020

04/09/2020

04/09/2020

05/11/2020

06/09/2020

11/07/2019

12/09/2019

01/09/2020

02/07/2020

03/06/2020

04/09/2020

04/09/2020

04/09/2020

04/09/2020

04/09/2020

04/09/2020

05/11/2020

06/09/2020

11/07/2019

11/07/2019

12/09/2019

01/09/2020

02/07/2020

03/06/2020

04/09/2020

04/09/2020

04/09/2020

04/09/2020

04/09/2020

05/11/2020

06/09/2020

11/07/2019

12/09/2019

01/09/2020

02/07/2020

03/06/2020

04/09/2020

04/09/2020

04/09/2020


04/09/2020

05/11/2020

06/09/2020

01/13/2020

Contributions Due



TEMPLATE 3
Historical Plan Information

File name: *Template 3 Pension Plan Name*, where "Pension Plan Name" is an abbreviated version of the plan name.

v20210706p

For supplemental submission due to merger under § 4262.4(f)(1)(ii): *Template 3 Pension Plan Name Merged*, where "Pension Plan Name Merged" is an abbreviated version of the plan name for the separate plan involved in the merger.

Provide historical plan information for each of the most recent 10 plan years immediately preceding the application filing date that separately identifies: total contributions, total contribution base units (including identification of the base unit used (i.e., hourly, weekly)), average contribution rates, and number of active participants at the beginning of each plan year. Also show separately for each of the most recent 10 plan years immediately preceding the application filing date all other sources of non-investment income, including, if applicable, withdrawal liability payments collected, reciprocity contributions (if applicable), additional contributions from the rehabilitation plan (if any), and other identifiable contribution streams.

If the sum of all contributions and withdrawal liabilities shown on this table does not equal the amount shown as contributions credited to the funding standard account on the plan year Schedule MB of Form 5500, include an explanation as a footnote to this table.

PLAN INFORMATION

Abbreviated Plan Name:	Bricklayers Union Local No. 1 Pension Fund of Virginia
EIN:	54-6060633
PN:	001

Unit (e.g. hourly, weekly)	hourly
----------------------------	--------

All Other Sources of Non-Investment Income

Plan Year (in order from oldest to most recent)	Plan Year Start Date	Plan Year End Date	Total Contributions*	Total Contribution Base Units	Average Contribution Rate	Reciprocity Contributions (if applicable)	Additional Rehab Plan Contributions (if applicable)	Other - Explain if Applicable	Withdrawal Liability Payments Collected	Number of Active Participants at Beginning of Plan Year
2011	07/01/2011	06/30/2012	\$131,983.12	57,439.85	\$2.30	\$35,778.94	\$0.00	\$0.00	\$0.00	137
2012	07/01/2012	06/30/2013	\$170,902.48	76,562.75	\$2.23	\$37,905.38	\$0.00	\$0.00	\$0.00	88
2013	07/01/2013	06/30/2014	\$172,183.27	76,140.70	\$2.26	\$43,809.54	\$0.00	\$0.00	\$0.00	82
2014	07/01/2014	06/30/2015	\$102,623.56	53,129.50	\$1.93	\$36,060.15	\$0.00	\$0.00	\$0.00	80
2015	07/01/2015	06/30/2016	\$105,286.44	49,151.25	\$2.14	\$28,044.50	\$0.00	\$0.00	\$0.00	84
2016	07/01/2016	06/30/2017	\$112,001.18	50,800.17	\$2.20	\$26,108.81	\$0.00	\$0.00	\$0.00	45
2017	07/01/2017	06/30/2018	\$85,963.72	40,647.95	\$2.11	\$17,713.14	\$0.00	\$0.00	\$0.00	37
2018	07/01/2018	06/30/2019	\$72,040.70	46,800.80	\$1.54	\$9,848.72	\$0.00	\$0.00	\$0.00	45
2019	07/01/2019	06/30/2020	\$89,073.31	35,792.50	\$2.49	\$33,596.39	\$0.00	\$0.00	\$0.00	40
2020	07/01/2020	06/30/2021	\$51,408.95	24,399.50	\$2.11	\$36,163.78	\$0.00	\$0.00	\$0.00	46

* Total contributions shown here should be contributions based upon CBUs and should not include items separately shown in any columns under "All Other Sources of Non-Investment Income."

TEMPLATE 4A

v20220802p

SFA Determination - under the "basic method" for all plans, and under the "increasing assets method" for MPRA plans

File name: *Template 4A Plan Name*, where "Plan Name" is an abbreviated version of the plan name.

If submitting additional information due to a merger under § 4262.4(f)(1)(ii): *Template 4A Plan Name Merged*, where "Plan Name Merged" is an abbreviated version of the plan name for the separate plan involved in the merger.

If submitting additional information due to certain events with limitations under § 4262.4(f)(1)(i): *Template 4A Plan Name Add*, where "Plan Name" is an abbreviated version of the plan name.

If submitting a supplemented application under § 4262.4(g)(6): *Template 4A Supp Plan Name*, where "Plan Name" is an abbreviated version of the plan name.

Instructions for Section C, Item (4) of the Instructions for Filing Requirements for Multiemployer Plans Applying for Special Financial Assistance:

IFR filers submitting a supplemented application should see Addendum C for more information.

MPRA plans using the "increasing assets method" should see Addendum D for more information.

For all plans, provide information used to determine the amount of SFA under the "basic method" described in § 4262.4(a)(1).

For MPRA plans, also provide information used to determine the amount of SFA under the "increasing assets method" described in § 4262.4(a)(2)(i).

The information to be provided is:

NOTE: All items below are provided on Sheet '4A-4 SFA Details .4(a)(1)' unless otherwise indicated.

- a. The amount of SFA calculated using the "basic method", determined as a lump sum as of the SFA measurement date.
- b. Non-SFA interest rate required under § 4262.4(e)(1) of PBGC's SFA regulation, including supporting details on how it was determined.
[Sheet: 4A-1 Interest Rates]
- c. SFA interest rate required under § 4262.4(e)(2) of PBGC's SFA regulation, including supporting details on how it was determined.
[Sheet: 4A-1 Interest Rates]
- d. Fair market value of assets as of the SFA measurement date. This amount should include any assets at the SFA measurement date attributable to financial assistance received by the plan under section 4261 of ERISA, but should not reflect a payable for amounts owed to PBGC for all amounts of such financial assistance received by the plan.

e. For each plan year in the period beginning on the SFA measurement date and ending on the last day of the last plan year ending in 2051 (the "SFA coverage period"):

- i. Separately identify the projected amount of contributions, projected withdrawal liability payments reflecting a reasonable allowance for amounts considered uncollectible, and other payments expected to be made to the plan (excluding the amount of financial assistance under section 4261 of ERISA and SFA to be received by the plan).
- ii. Identify the benefit payments described in § 4262.4(b)(1) (including any benefits that were restored under 26 CFR 1.432(e)(9)-(1)(e)(3) and excluding the payments in e.iii. below), separately for current retirees and beneficiaries, current terminated vested participants not yet in pay status, current active participants, and new entrants.
[Sheet: 4A-2 SFA Ben Pmts]

Identify total benefit payments paid and expected to be paid from projected SFA assets separately from total benefit payments paid and expected to be paid from non-SFA assets after the projected SFA assets are fully exhausted.

- iii. Separately identify the make-up payments described in § 4262.4(b)(1) attributable to the reinstatement of benefits under § 4262.15 that were previously suspended through the SFA measurement date.
[Also see applicable examples in Section C, Item (4)e.iii. of the SFA instructions.]

- iv. Separately identify administrative expenses paid and expected to be paid (excluding the amount owed PBGC under section 4261 of ERISA) for premiums to PBGC and for all other administrative expenses.
[Sheet: 4A-3 SFA Pcount and Admin Exp]

Identify total administrative expenses paid and expected to be paid from projected SFA assets separately from total administrative expenses paid and expected to be paid from non-SFA assets after the projected SFA assets are fully exhausted.

- v. Provide the projected total participant count at the beginning of each year.
[Sheet: 4A-3 SFA Pcount and Admin Exp]
 - vi. Provide the projected investment income earned by assets not attributable to SFA based on the non-SFA interest rate in b. above and the projected fair market value of non-SFA assets at the end of each plan year.
 - vii. Provide the projected investment income earned by assets attributable to SFA based on the SFA interest rate in c. above (excluding investment returns for the plan year in which the sum of annual projected benefit payments and administrative expenses for the year exceeds the beginning-of-year projected SFA assets) and the projected fair market value of SFA assets at the end of each plan year.
- f. The projected SFA exhaustion year. This is the first day of the plan year in which the sum of annual projected benefit payments and administrative expenses for the year exceeds the beginning-of-year projected SFA assets. Note this date is only required for the calculation method under which the requested amount of SFA is determined.

Additional instructions for each individual worksheet:

Sheet

4A-1 SFA Determination - non-SFA Interest Rate and SFA Interest Rate

See instructions on 4A-1 Interest Rates.

4A-2 SFA Determination - Benefit Payments for the "basic method" for all plans, and for the "increasing assets method" for MRPA plans

This sheet is not required for an IFR filer submitting a supplemented application under § 4262.4(g)(6) if the total projected benefit payments are the same as those used in the application approved under the interim final rule.

On this sheet, you will provide:

--Basic plan information (plan name, EIN/PN, SFA measurement date), and

--Year-by-year deterministic projection of benefit payments.

For each plan year in the period beginning on the SFA measurement date and ending on the last day of the last plan year ending in 2051 (the "SFA coverage period"), identify benefit payments described in § 4262.4(b)(1) for current retirees and beneficiaries, current terminated vested participants not yet in pay status, currently active participants, and new entrants. On this Sheet 4A-2, show all benefit payments as positive amounts.

If the plan has suspended benefit payments under sections 305(e)(9) or 4245(a) of ERISA, the benefit payments in this Sheet 4A-2 projection should reflect prospective reinstatement of benefits assuming such reinstatements commence as of the SFA measurement date. If the plan restored or partially restored benefits under 26 CFR 1.432(e)(9)-1(e)(3) before the SFA measurement date, the benefit payments in this Sheet 4A-2 should reflect fully restored prospective benefits.

Make-up payments to be paid to restore previously suspended benefits should not be included in this Sheet 4A-2, and are separately shown in Sheet 4A-4.

Except for the first row in the projection exhibit, each row must include the full plan year of the indicated information up to the plan year ending in 2051. The first row in the projection period is for the period beginning on the SFA measurement date and ending on the last day of the plan year containing the SFA measurement date, so the first row may contain less than a full plan year of information. For all other periods, provide the full plan year of information up to the plan year ending

4A-3 SFA Determination - Participant Count and Administrative Expenses for the "basic method" for all plans, and for the "increasing assets method" for MPRA plans

This sheet is not required for an IFR filer submitting a supplemented application under § 4262.4(g)(6).

On this sheet, you will provide:

- Basic plan information (plan name, EIN/PN, SFA measurement date), and
- Year-by-year deterministic projection of participant count and administrative expenses.

For each plan year in the period beginning on the SFA measurement date and ending on the last day of the last plan year ending in 2051 (the "SFA coverage period"), identify the projected total participant count at the beginning of each year, as well as administrative expenses, separately for premiums to PBGC and for all other administrative expenses. On this Sheet 4A-3, show all administrative expenses as positive amounts.

Any amounts owed to PBGC for financial assistance under section 4261 of ERISA should not be included in this Sheet 4A-3.

Except for the first row in the projection exhibit, each row must include the full plan year of the indicated information up to the plan year ending in 2051. The first row in the projection period is for the period beginning on the SFA measurement date and ending on the last day of the plan year containing the SFA measurement date, so the first row may contain less than a full plan year of information. For all other periods, provide the full plan year of information up to the plan year ending

4A-4 SFA Determination - Details for the "basic method" under § 4262.4(a)(1) for all plans

On this sheet, you will provide:

- Basic plan information (plan name, EIN/PN, SFA measurement date, non-SFA interest rate, SFA interest rate),
- MPRA plan status and, if applicable, certain MPRA information,
- Fair Market Value of Assets as of the SFA measurement date,
- SFA Amount as of the SFA measurement date calculated under the "basic method",
- Projected SFA exhaustion year (only if the requested amount of SFA is determined under the "basic method"), and
- Year-by-year deterministic projection.

For each plan year in the period beginning on the SFA measurement date and ending on the last day of the last plan year ending in 2051 (the "SFA coverage period"), provide each of the items requested in Columns (1) through (12). Show payments INTO the plan as positive amounts and payments OUT of the plan as negative amounts.

If the plan has suspended benefit payments under sections 305(e)(9) or 4245(a) of ERISA, Column (5) should show the make-up payments to be paid to restore the previously suspended benefits. These amounts should be determined as if such make-up payments are paid beginning as of the SFA measurement date. If the plan sponsor elects to pay these amounts as a lump sum, then the lump sum amount is assumed paid as of the SFA measurement date. If the plan sponsor elects to pay equal installments over 60 months, the first monthly payment is assumed paid on the first regular payment date on or after the SFA measurement date. See the examples in the SFA Instructions. If the make-up payments are paid over 60 months, each row in the projection should reflect the monthly payments for that period. The prospective reinstatement of suspended benefits is included in Column (4); Column (5) is only for make-up payments for past benefits that were suspended.

Except for the first row in the projection exhibit, each row must include the full plan year of the indicated information up to the plan year ending in 2051. The first row in the projection period is for the period beginning on the SFA measurement date and ending on the last day of the plan year containing the SFA measurement date, so the first row may contain less than a full plan year of information. For all other periods, provide the full plan year of information up to the plan year ending

4A-5 SFA Determination - Details for the "increasing assets method" under § 4262.4(a)(2)(i) for MPRA plans

This sheet is to only be used by MPRA plans. For such plans, this sheet should be completed in addition to Sheet 4A-4.

On this sheet, you will provide:

- Basic plan information (plan name, EIN/PN, SFA measurement date, non-SFA interest rate, SFA interest rate),
- MPRA plan status, and if applicable, certain MPRA information,
- Fair Market Value of Assets as of the SFA measurement date,
- SFA Amount as of the SFA measurement date calculated under the "increasing assets method",
- Projected SFA exhaustion year (only if the requested amount of SFA is determined under the "increasing assets method"), and
- Year-by-year deterministic projection.

This sheet is identical to Sheet 4A-4, and the information in Columns (1) through (6) should be the same as that used in the "basic method" calculation in Sheet 4A-4. The SFA Amount as of the SFA Measurement Date will differ from that calculated in Sheet 4A-4, as it will be calculated in accordance with § 4262.4(a)(2)(i) as the lowest whole dollar amount (not less than \$0) for which, as of the last day of each plan year during the SFA coverage period, projected SFA assets and projected non-SFA assets are both greater than or equal to zero, and, as of the last day of the SFA coverage period, the sum of projected SFA assets and projected non-SFA assets is greater than the amount of such sum as of the last day of the immediately preceding plan year.

Version Updates (newest version at top)

Version	Date updated	
v20220802p	08/02/2022	Cosmetic changes to increase the size of some rows
v20220701p	07/01/2022	

SFA Determination - non-SFA Interest Rate and SFA Interest Rate

Provide the non-SFA interest rate and SFA interest rate used, including supporting details on how they were determined.

PLAN INFORMATION

Abbreviated Plan Name:	Bricklayers Local 1		
EIN:	54-6060633		
PN:	001		
Initial Application Date:	06/30/2022		
SFA Measurement Date:	03/31/2022	For a plan other than a plan described in § 4262.4(g) (i.e., for a plan that has <u>not</u> filed an initial application under PBGC's interim final rule), the last day of the third calendar month immediately preceding the plan's initial application date. For a plan described in § 4262.4(g) (i.e., for a plan that filed an initial application prior to publication of the final rule), the last day of the calendar quarter immediately preceding the plan's initial application date.	
Last day of first plan year ending after the measurement date:	06/30/2022		

Non-SFA Interest Rate Used:	5.28%	Rate used in projection of non-SFA assets.
SFA Interest Rate Used:	2.93%	Rate used in projection of SFA assets.

Development of non-SFA interest rate and SFA interest rate:

Plan Interest Rate:	7.50%	Interest rate used for the funding standard account projections in the plan's most recently completed certification of plan status before 1/1/2021.
---------------------	-------	---

	Month Year	Corresponding ERISA Section 303(h)(2)(C)(i), (ii), and (iii) rates disregarding modifications made under clause (iv) of such section.			
		(i)	(ii)	(iii)	
Month in which plan's initial application is filed, and corresponding segment rates (leave (i), (ii), and (iii) blank if the IRS Notice for this month has not yet been issued):	June 2022	1.02%	2.80%	3.38%	24-month average segment rates without regard to interest rate stabilization rules. These rates are issued by IRS each month. For example, the applicable segment rates for August 2021 are 1.13%, 2.70%, and 3.38%. Those rates were issued in IRS Notice 21-50 on August 16, 2021 (see page 2 of notice under the heading "24-Month Average Segment Rates Without 25-Year Average Adjustment"). They are also available on IRS' Funding Yield Curve Segment Rate Tables web page (See Funding Table 3 under the heading "24-Month Average Segment Rates Not Adjusted").
1 month preceding month in which plan's initial application is filed, and corresponding segment rates:	May 2022	0.93%	2.72%	3.32%	
2 months preceding month in which plan's initial application is filed, and corresponding segment rates:	April 2022	0.87%	2.67%	3.29%	
3 months preceding month in which plan's initial application is filed, and corresponding segment rates:	March 2022	0.87%	2.64%	3.28%	

Non-SFA Interest Rate Limit (lowest 3rd segment rate plus 200 basis points):	5.28%	This amount is calculated based on the other information entered above.
Non-SFA Interest Rate Calculation (lesser of Plan Interest Rate and Non-SFA Interest Rate Limit):	5.28%	This amount is calculated based on the other information entered above.
Non-SFA Interest Rate Match Check:	Match	If the non-SFA Interest Rate Calculation is not equal to the non-SFA Interest Rate Used, provide explanation below.

SFA Interest Rate Limit (lowest average of the 3 segment rates plus 67 basis points):	2.93%	This amount is calculated based on the other information entered.
SFA Interest Rate Calculation (lesser of Plan Interest Rate and SFA Interest Rate Limit):	2.93%	This amount is calculated based on the other information entered above.
SFA Interest Rate Match Check:	Match	If the SFA Interest Rate Calculation is not equal to the SFA Interest Rate Used, provide explanation below.

TEMPLATE 4A - Sheet 4A-2

v20220802p

SFA Determination - Benefit Payments for the "basic method" for all plans, and for the "increasing assets method" for MRPA plans

See Template 4A Instructions for Additional Instructions for Sheet 4A-2.

PLAN INFORMATION

Abbreviated Plan Name:	Bricklayers Local 1
EIN:	54-6060633
PN:	001
SFA Measurement Date:	03/31/2022

Sheet, show all benefit payment amounts as positive an

PROJECTED BENEFIT PAYMENTS for:

Measurement Date / Plan Year Start Date	Plan Year End Date	Retirees and Beneficiaries				Active Participants		Total
		Retirees and Beneficiaries	Terminated Vested Participants	Active Participants	New Entrants			
04/01/2022	06/30/2022	184,973	24,744	932	0	210,649		
07/01/2022	06/30/2023	707,043	121,149	8,134	0	836,326		
07/01/2023	06/30/2024	673,991	129,551	10,350	0	813,892		
07/01/2024	06/30/2025	640,897	141,238	10,227	0	792,362		
07/01/2025	06/30/2026	607,906	174,101	17,587	0	799,594		
07/01/2026	06/30/2027	574,625	181,013	17,353	0	772,991		
07/01/2027	06/30/2028	542,127	204,812	17,102	0	764,041		
07/01/2028	06/30/2029	510,116	218,015	17,805	0	745,936		
07/01/2029	06/30/2030	478,703	231,226	30,012	0	739,941		
07/01/2030	06/30/2031	447,977	234,288	38,043	0	720,308		
07/01/2031	06/30/2032	410,691	238,787	37,429	0	686,907		
07/01/2032	06/30/2033	380,724	236,808	36,777	0	654,309		
07/01/2033	06/30/2034	351,611	243,352	36,359	0	631,322		
07/01/2034	06/30/2035	323,397	242,268	35,616	0	601,281		
07/01/2035	06/30/2036	296,121	249,656	53,409	0	599,186		
07/01/2036	06/30/2037	269,835	251,943	55,638	0	577,416		
07/01/2037	06/30/2038	244,612	259,965	54,462	0	559,039		
07/01/2038	06/30/2039	220,547	256,458	54,655	0	531,660		
07/01/2039	06/30/2040	197,743	261,140	53,320	0	512,203		
07/01/2040	06/30/2041	176,292	252,012	51,909	0	480,213		
07/01/2041	06/30/2042	156,260	254,219	63,856	0	474,335		
07/01/2042	06/30/2043	137,695	245,632	62,122	0	445,449		
07/01/2043	06/30/2044	120,606	246,382	60,299	0	427,287		
07/01/2044	06/30/2045	104,980	241,695	58,385	0	405,060		
07/01/2045	06/30/2046	90,788	244,742	60,499	0	396,029		
07/01/2046	06/30/2047	77,986	238,401	58,358	0	374,745		
07/01/2047	06/30/2048	66,523	230,230	56,129	0	352,882		
07/01/2048	06/30/2049	56,332	218,416	53,819	0	328,567		
07/01/2049	06/30/2050	47,343	209,122	51,436	0	307,901		
07/01/2050	06/30/2051	39,479	198,634	48,991	0	287,104		

Year	Benefit Payments Total (Retired)	Benefit Payments Total (Vested)	Benefit Payments Total (Survivor)	Benefit Payments Total (Disabled)	Benefit Payments Actives	Benefit Payments New Entrants	Benefit Payments Actives sans New Entrants
2021	591,234	98,977	98,491	50,167	3,726	0	3,726
2022	569,210	121,149	89,724	48,109	8,134	0	8,134
2023	546,531	129,551	81,399	46,061	10,350	0	10,350
2024	523,310	141,238	73,555	44,032	10,227	0	10,227
2025	499,665	174,101	66,213	42,028	17,587	0	17,587
2026	475,190	181,013	59,384	40,051	17,353	0	17,353
2027	450,955	204,812	53,065	38,107	17,102	0	17,102
2028	426,675	218,015	47,245	36,196	17,805	0	17,805
2029	402,476	231,226	41,904	34,323	30,012	0	30,012
2030	378,469	234,288	37,020	32,488	38,043	0	38,043
2031	347,429	238,787	32,570	30,692	37,429	0	37,429
2032	323,256	236,808	28,528	28,940	36,777	0	36,777
2033	299,509	243,352	24,870	27,232	36,359	0	36,359
2034	276,248	242,268	21,578	25,571	35,616	0	35,616
2035	253,529	249,656	18,631	23,961	53,409	0	53,409
2036	231,421	251,943	16,010	22,404	55,638	0	55,638
2037	210,012	259,965	13,694	20,906	54,462	0	54,462
2038	189,414	256,458	11,662	19,471	54,655	0	54,655
2039	169,749	261,140	9,890	18,104	53,320	0	53,320
2040	151,128	252,012	8,355	16,809	51,909	0	51,909
2041	133,639	254,219	7,035	15,586	63,856	0	63,856
2042	117,353	245,632	5,905	14,437	62,122	0	62,122
2043	102,303	246,382	4,945	13,358	60,299	0	60,299
2044	88,503	241,695	4,130	12,347	58,385	0	58,385
2045	75,949	244,742	3,443	11,396	60,499	0	60,499
2046	64,623	238,401	2,862	10,501	58,358	0	58,358
2047	54,496	230,230	2,373	9,654	56,129	0	56,129
2048	45,526	218,416	1,959	8,847	53,819	0	53,819
2049	37,660	209,122	1,610	8,073	51,436	0	51,436
2050	30,836	198,634	1,315	7,328	48,991	0	48,991

TEMPLATE 4A - Sheet 4A-3

v20220802p

SFA Determination - Participant Count and Administrative Expenses for the "basic method" for all plans, and for the "increasing assets method" for MPRA plans

See Template 4A Instructions for Additional Instructions for Sheet 4A-3.

PLAN INFORMATION

Abbreviated Plan Name	Bricklayers Local 1
EIN:	54-6060633
PN:	001
SFA Measurement Date	03/31/2022

15.0%

0.0%

Measurement Date / Plan Year	Plan Year End Date	Participant Count at Beginning	PBGC			Year	Number Inactive	Number Retired	Number Vested	Number Survivor	Number Disabled	Number Active	Number Entrants	PBGC	
			Premiums	Other	Total									Rate	Admin Expense
04/01/2022	06/30/2022	409	12,679	23,982	31,597	2021	387	133	188	55	11	22	0	31	23,982
07/01/2022	06/30/2023	399	12,768	101,000	113,768	2022	378	130	187	50	11	21	0	32	101,000
07/01/2023	06/30/2024	389	13,615	101,000	114,615	2023	369	126	186	46	10	20	0	35	101,000
07/01/2024	06/30/2025	378	13,608	101,000	114,608	2024	360	123	185	42	10	18	0	36	101,000
07/01/2025	06/30/2026	369	13,653	101,000	114,653	2025	351	119	184	38	10	18	0	37	101,000
07/01/2026	06/30/2027	358	13,604	101,000	114,604	2026	341	115	183	35	9	17	0	38	101,000
07/01/2027	06/30/2028	348	13,572	101,000	114,572	2027	331	110	181	31	9	17	0	39	101,000
07/01/2028	06/30/2029	339	13,560	101,000	111,890	2028	322	106	179	28	8	17	0	40	101,000
07/01/2029	06/30/2030	328	13,448	101,000	110,991	2029	312	101	177	25	8	16	0	41	101,000
07/01/2030	06/30/2031	315	13,230	101,000	108,046	2030	302	97	175	23	8	13	0	42	101,000
07/01/2031	06/30/2032	299	15,548	101,000	103,036	2031	288	89	172	20	7	11	0	52	101,000
07/01/2032	06/30/2033	289	15,317	101,000	98,146	2032	278	83	170	18	7	11	0	53	101,000
07/01/2033	06/30/2034	278	15,012	101,000	94,698	2033	267	78	167	16	6	11	0	54	101,000
07/01/2034	06/30/2035	266	14,630	101,000	90,192	2034	256	73	163	14	6	10	0	55	101,000
07/01/2035	06/30/2036	256	14,336	101,000	89,878	2035	246	67	160	13	6	10	0	56	101,000
07/01/2036	06/30/2037	243	13,851	101,000	86,612	2036	235	62	156	11	5	8	0	57	101,000
07/01/2037	06/30/2038	231	13,398	101,000	83,856	2037	224	57	152	10	5	7	0	58	101,000
07/01/2038	06/30/2039	220	12,980	101,000	79,749	2038	213	52	148	9	5	7	0	59	101,000
07/01/2039	06/30/2040	208	12,480	101,000	76,830	2039	202	47	144	8	4	6	0	60	101,000
07/01/2040	06/30/2041	198	12,078	101,000	72,032	2040	192	42	139	7	4	6	0	61	101,000
07/01/2041	06/30/2042	187	11,594	101,000	71,150	2041	181	37	134	6	4	6	0	62	101,000
07/01/2042	06/30/2043	176	11,088	101,000	66,817	2042	171	33	129	5	3	5	0	63	101,000
07/01/2043	06/30/2044	166	10,624	101,000	64,093	2043	161	29	124	5	3	5	0	64	101,000
07/01/2044	06/30/2045	156	10,140	101,000	60,759	2044	151	25	119	4	3	5	0	65	101,000
07/01/2045	06/30/2046	145	9,570	101,000	59,404	2045	141	22	113	4	2	4	0	66	101,000
07/01/2046	06/30/2047	136	9,112	101,000	56,212	2046	132	19	108	3	2	4	0	67	101,000
07/01/2047	06/30/2048	127	8,636	101,000	52,932	2047	123	16	102	3	2	4	0	68	101,000
07/01/2048	06/30/2049	118	8,142	101,000	49,285	2048	114	13	97	2	2	4	0	69	101,000
07/01/2049	06/30/2050	110	7,700	101,000	46,185	2049	106	11	91	2	2	4	0	70	101,000
07/01/2050	06/30/2051	102	7,242	101,000	43,066	2050	98	9	86	2	2	4	0	71	101,000

TEMPLATE 4A - Sheet 4A-4

v20220802p

SFA Determination - Details for the "basic method" under § 4262.4(a)(1) for all plans

See Template 4A Instructions for Additional Instructions for Sheet 4A-4.

PLAN INFORMATION

Abbreviated Plan Name:	Bricklayers Local 1	
EIN:	54-6060633	
PN:	001	
MPRA Plan?	No	Meets the definition of a MPRA plan described in § 4262.4(a)(3)?
Plan, which method yields the SFA Measurement:	N/A	MPRA increasing assets method described in § 4262.4(a)(2)(i). MPRA present value method described in § 4262.4(a)(2)(ii).
SFA Measurement Date:	03/31/2022	
Fair Market Value of Assets as of the SFA Measurement Date:	\$254,702	
Amount as of the SFA Measurement Date:	\$12,662,094	Per § 4262.4(a)(1), the lowest whole dollar amount (not less than \$0) for which, as of the last day of each plan year during the SFA coverage period, projected SFA assets and projected non-
Projected SFA exhaustion date:	07/01/2043	Only required on this sheet if the requested amount of SFA is based on the "basic method". Plan Year Start Date of the plan year in which the sum of annual projected benefit payments and administrative
Non-SFA Interest Rate:	5.28%	
SFA Interest Rate:	2.93%	0.0293

On this Sheet, show payments INTO the plan as positive amounts, and payments OUT of the plan as negative amounts.												15.00% 0.00%		105.28% non-sfa 102.93% sfa		Number		PBGC		PBGC		Total		Admin		tribution	
SFA Measurement Date / Plan Year Start Date	Plan Year End Date	(1) Contributions	(2) Withdrawal Liability Payments	(3) Payments to Plan (excluding financial assistance and SFA)	(4) Benefit Payments (should match total from Sheet 4A-2)	(5) Payments attributable to Reinstatement of Benefits	(6) Administrative Expenses (excluding owed PBGC)	(7) Payments and Administrative	(8) Investment Income Based on SFA Interest Rate	(9) SFA Assets at End of Plan Year (prior year assets +)	(10) Payments and Administrative	(11) Investment Income Based on Non-SFA Interest Rate	(12) Non-SFA Assets at End of Plan Year (prior year assets +)	PBGC Premiums	Other Administrative Expenses	Discount Pd from Mid Plan Yr	sfa Discount Pd from 4/1 (PBGC Premium) Participants	All	Rate	Paid Apr. 1	Expenses	Admin Expenses	PBGC Excl. Premium	Data			
																									Rate	Expenses	Admin Expenses
04/01/2022	06/30/2022	17,386	0	0	-210,649	-215,648	-31,597	-457,894	89,263	12,293,463	0	3,410	275,497	12,679	18,918	-0.25	0	409	31	-12,679	-31,597	-18,918	69,542				
07/01/2022	06/30/2023	66,190	0	0	-836,326	-836,326	-113,768	-950,094	346,473	11,689,843	0	16,271	357,958	12,768	101,000	-0.75	-1	399	32	-12,768	-113,768	-101,000	66,190				
07/01/2023	06/30/2024	62,564	0	0	-813,892	-813,892	-114,615	-928,507	329,107	11,090,443	0	20,531	441,053	13,615	101,000	-1.75	-2	389	35	-13,615	-114,615	-101,000	62,564				
07/01/2024	06/30/2025	61,909	0	0	-792,362	-792,362	-114,608	-906,970	311,858	10,495,331	0	24,901	527,863	13,608	101,000	-2.75	-3	378	36	-13,608	-114,608	-101,000	61,909				
07/01/2025	06/30/2026	57,864	0	0	-799,594	-799,594	-114,653	-914,247	294,316	9,875,400	0	29,379	615,106	13,653	101,000	-3.75	-4	369	37	-13,653	-114,653	-101,000	57,864				
07/01/2026	06/30/2027	57,202	0	0	-772,991	-772,991	-114,604	-887,595	276,539	9,264,344	0	33,968	706,276	13,604	101,000	-4.75	-5	358	38	-13,604	-114,604	-101,000	57,202				
07/01/2027	06/30/2028	56,454	0	0	-764,041	-764,041	-114,572	-878,613	258,766	8,644,497	0	38,763	801,493	13,572	101,000	-5.75	-6	348	39	-13,572	-114,572	-101,000	56,454				
07/01/2028	06/30/2029	53,930	0	0	-745,936	-745,936	-111,890	-857,826	240,906	8,027,576	0	43,724	899,147	13,560	98,330	-6.75	-7	339	40	-13,560	-111,890	-98,330	53,930				
07/01/2029	06/30/2030	45,410	0	0	-739,941	-739,941	-110,991	-850,932	222,930	7,399,574	0	48,658	993,216	13,448	97,543	-7.75	-8	328	41	-13,448	-110,991	-97,543	45,410				
07/01/2030	06/30/2031	39,170	0	0	-720,308	-720,308	-108,046	-828,354	204,856	6,776,076	0	53,463	1,085,848	13,230	94,816	-8.75	-9	315	42	-13,230	-108,046	-94,816	39,170				
07/01/2031	06/30/2032	38,744	0	0	-686,907	-686,907	-103,036	-789,943	187,163	6,173,297	0	58,342	1,182,935	15,548	87,488	-9.75	-10	299	52	-15,548	-103,036	-87,488	38,744				
07/01/2032	06/30/2033	38,265	0	0	-654,309	-654,309	-98,146	-752,455	170,045	5,590,887	0	63,456	1,284,656	15,317	82,829	-10.75	-11	289	53	-15,317	-98,146	-82,829	38,265				
07/01/2033	06/30/2034	37,115	0	0	-631,322	-631,322	-94,698	-726,020	153,363	5,018,230	0	68,797	1,390,568	15,012	79,686	-11.75	-12	278	54	-15,012	-94,698	-79,686	37,115				
07/01/2034	06/30/2035	36,535	0	0	-601,281	-601,281	-90,192	-691,473	137,084	4,463,841	0	74,374	1,501,477	14,630	75,562	-12.75	-13	266	55	-14,630	-90,192	-75,562	36,535				
07/01/2035	06/30/2036	29,207	0	0	-599,186	-599,186	-89,878	-689,064	120,873	3,895,650	0	80,039	1,610,723	14,336	75,542	-13.75	-14	256	56	-14,336	-89,878	-75,542	29,207				
07/01/2036	06/30/2037	24,825	0	0	-577,416	-577,416	-86,612	-664,028	104,586	3,336,207	0	85,693	1,721,241	13,851	72,761	-14.75	-15	243	57	-13,851	-86,612	-72,761	24,825				
07/01/2037	06/30/2038	24,536	0	0	-559,039	-559,039	-83,856	-642,895	88,498	2,781,811	0	91,521	1,837,298	13,398	70,458	-15.75	-16	231	58	-13,398	-83,856	-70,458	24,536				
07/01/2038	06/30/2039	22,831	0	0	-531,660	-531,660	-79,749	-611,409	72,709	2,243,111	0	97,604	1,957,734	12,980	66,769	-16.75	-17	220	59	-12,980	-79,749	-66,769	22,831				
07/01/2039	06/30/2040	22,519	0	0	-512,203	-512,203	-76,830	-589,033	57,247	1,711,325	0	103,955	2,084,208	12,480	64,350	-17.75	-18	208	60	-12,480	-76,830	-64,350	22,519				
07/01/2040	06/30/2041	22,174	0	0	-480,213	-480,213	-72,032	-552,245	42,198	1,201,278	0	110,624	2,217,006	12,078	59,954	-18.75	-19	198	61	-12,078	-72,032	-59,954	22,174				
07/01/2041	06/30/2042	15,413	0	0	-474,335	-474,335	-71,150	-545,485	27,348	683,141	0	117,460	2,349,878	11,594	59,556	-19.75	-20	187	62	-11,594	-71,150	-59,556	15,413				
07/01/2042	06/30/2043	15,264	0	0	-445,449	-445,449	-66,817	-512,266	12,646	183,521	0	124,471	2,489,614	11,088	55,729	-20.75	-21	176	63	-11,088	-66,817	-55,729	15,264				
07/01/2043	06/30/2044	15,094	0	0	-427,287	-427,287	-64,093	-491,380	-1,692	0	-491,380	312,390	2,325,717	10,624	53,469	-21.75	-22	166	64	-10,624	-64,093	-53,469	15,094				
07/01/2044	06/30/2045	14,903	0	0	-405,060	-405,060	-60,759	-465,819	111,180	1,985,981	0	103,955	2,084,208	10,140	50,619	-22.75	-23	156	65	-10,140	-60,759	-50,619	14,903				
07/01/2045	06/30/2046	11,594	0	0	-396,029	-396,029	-59,404	-455,433	93,419	1,635,560	0	103,955	2,084,208	9,570	49,834	-23.75	-24	145	66	-9,570	-59,404	-49,834	11,594				
07/01/2046	06/30/2047	11,491	0	0	-374,745	-374,745	-56,212	-430,957	75,546	1,291,640	0	103,955	2,084,208	9,112	47,100	-24.75	-25	136	67	-9,112	-56,212	-47,100	11,491				
07/01/2047	06/30/2048	11,377	0	0	-352,882	-352,882	-52,932	-405,814	58,033	955,236	0	103,955	2,084,208	8,636	44,296	-25.75	-26	127	68	-8,636	-52,932	-44,296	11,377				
07/01/2048	06/30/2049	11,246	0	0	-328,567	-328,567	-49,285	-377,852	40,989	629,619	0	103,955	2,084,208	8,142	41,143	-26.75	-27	118	69	-8,142	-49,285	-41,143	11,246				
07/01/2049	06/30/2050	11,099	0	0	-307,901	-307,901	-46,185	-354,086	24,406	311,038	0	103,955	2,084,208	7,700	38,485	-27.75	-28	110	70	-7,700	-46,185	-38,485	11,099				
07/01/2050	06/30/2051	10,933	0	0	-287,104	-287,104	-43,066	-330,170	8,198	0	-330,170	8,198	0	7,242	35,824	-28.75	-29	102	71	-7,242	-43,066	-35,824	10,933				

TEMPLATE 5A

v20220802p

Baseline - for non-MPRA plans using the "basic method", or for MPRA plans for which the requested amount of SFA is determined under the "increasing assets method"

File name: *Template 5A Plan Name*, where "Plan Name" is an abbreviated version of the plan name.

Instructions for Section C, Item (5) of the Instructions for Filing Requirements for Multiemployer Plans Applying for Special Financial Assistance:

This Template 5A is not required if all assumptions and methods used to determine the requested SFA amount are identical to those used in the most recent actuarial certification of plan status completed before 1/1/2021 ("pre-2021 certification of plan status"), except the non-SFA and SFA interest rates, and except any assumptions that were changed in accordance with Section III, Acceptable Assumption Changes in PBGC's SFA assumptions guidance (other than the acceptable assumption change for "missing" terminated vested participants described in Section III.E. of PBGC's SFA assumptions guidance).

Provide a separate deterministic projection ("Baseline") using the same calculation methodology used to determine the requested SFA amount, in the same format as Template 4A (Sheets 4A-2, 4A-3, and either 4A-4 or 4A-5) that shows the amount of SFA that would be determined if all underlying assumptions and methods used in the projection were the same as those used in the pre-2021 certification of plan status, except the plan's non-SFA interest rate and SFA interest rate, which should be the same as used in Template 4A (Sheet 4A-1).

For purposes of this Template 5A, any assumption change made in accordance with Section III, Acceptable Assumption Changes, in PBGC's SFA assumptions guidance should be reflected in this Baseline calculation of the SFA amount and supporting projection information, except that an assumption change for "missing" terminated vested participants described in Section III.E of PBGC's SFA assumptions guidance should not be reflected in the Baseline projections. See examples in the SFA instructions for Section C, Item (5).

Additional instructions for each individual worksheet:

Sheet

5A-1 Baseline - Benefit Payments for the "basic method", or for MPRA plans for which the requested amount of SFA is determined under the "increasing assets method"

See Template 4A instructions for Sheet 4A-2, except provide the benefit payment projection used to determine the Baseline SFA amount.

5A-2 Baseline - Participant Count and Administrative Expenses for the "basic method", or for MPRA plans for which the requested amount of SFA is determined under the "increasing assets method"

See Template 4A instructions for Sheet 4A-3, except provide the projected total participant count and administrative expense projection used to determine the Baseline SFA amount.

5A-3 Baseline - Details for the "basic method" under § 4262.4(a)(1) for non-MPRA plans, or for the "increasing assets method" under § 4262.4(a)(2)(i) for MPRA plans for which the requested amount of SFA is determined under that method

For non-MPRA plans, see Template 4A instructions for Sheet 4A-4, except provide the projection used to determine the Baseline SFA amount under the "basic method" described in § 4262.4(a)(1). Unlike Sheet 4A-4, it is not necessary to explicitly identify the projected SFA exhaustion year in Sheet 5A-3.

For MPRA plans for which the requested amount of SFA is determined under the "increasing assets method", see Template 4A instructions for Sheet 4A-5, except provide the projection used to determine the Baseline SFA amount under the "increasing assets method" described in § 4262.4(a)(2)(i). Unlike Sheet 4A-5, it is not necessary to identify the projected SFA exhaustion year in Sheet 5A-3.

Version Updates (newest version at top)

Version	Date updated	
v20220802p	08/02/2022	Cosmetic changes to increase the size of some rows
v20220701p	07/01/2022	

TEMPLATE 5A - Sheet 5A-1

v20220802p

Baseline - Benefit Payments for the "basic method", or for MPRA plans for which the requested amount of SFA is determined under the "increasing assets method"

See Template 4A instructions for Sheet 4A-2, except provide the benefit payment projection used to determine the Baseline SFA amount.

PLAN INFORMATION

Abbreviated Plan Name:	Bricklayers Local 1
EIN:	54-6060633
PN:	001
SFA Measurement Date:	03/31/2022

On this Sheet, show all benefit payment amounts as positive amounts.

PROJECTED BENEFIT PAYMENTS for:

SFA Measurement Date / Plan Year Start Date	Plan Year End Date	Current Retirees and Beneficiaries in Pay Status	Current Terminated Vested Participants	Current Active Participants	New Entrants	Total
04/01/2022	06/30/2022	184,973	26,058	981	0	212,012
07/01/2022	06/30/2023	707,043	126,188	8,556	0	841,787
07/01/2023	06/30/2024	673,991	133,551	10,860	0	818,402
07/01/2024	06/30/2025	640,898	144,334	10,694	0	795,926
07/01/2025	06/30/2026	607,906	177,455	18,400	0	803,761
07/01/2026	06/30/2027	574,625	183,198	18,085	0	775,908
07/01/2027	06/30/2028	542,127	206,695	17,748	0	766,570
07/01/2028	06/30/2029	510,116	219,045	18,414	0	747,575
07/01/2029	06/30/2030	478,703	231,393	31,167	0	741,263
07/01/2030	06/30/2031	447,976	233,084	39,477	0	720,537
07/01/2031	06/30/2032	410,690	236,262	38,664	0	685,616
07/01/2032	06/30/2033	380,724	232,652	37,809	0	651,185
07/01/2033	06/30/2034	351,611	237,951	37,196	0	626,758
07/01/2034	06/30/2035	323,397	235,301	36,239	0	594,937
07/01/2035	06/30/2036	296,121	241,513	54,738	0	592,372
07/01/2036	06/30/2037	269,835	242,459	56,823	0	569,117
07/01/2037	06/30/2038	244,612	249,444	55,321	0	549,377
07/01/2038	06/30/2039	220,547	244,507	55,254	0	520,308
07/01/2039	06/30/2040	197,743	248,216	53,581	0	499,540
07/01/2040	06/30/2041	176,292	237,586	51,829	0	465,707
07/01/2041	06/30/2042	156,261	238,918	64,086	0	459,265
07/01/2042	06/30/2043	137,695	229,070	61,956	0	428,721
07/01/2043	06/30/2044	120,607	229,147	59,740	0	409,494
07/01/2044	06/30/2045	104,980	223,669	57,440	0	386,089
07/01/2045	06/30/2046	90,788	226,473	59,374	0	376,635
07/01/2046	06/30/2047	77,986	219,599	56,854	0	354,439
07/01/2047	06/30/2048	66,523	210,971	54,263	0	331,757
07/01/2048	06/30/2049	56,332	198,669	51,611	0	306,612
07/01/2049	06/30/2050	47,343	189,190	48,911	0	285,444
07/01/2050	06/30/2051	39,479	178,615	35,415	10,763	264,272

Non-Baseline numbers

Year	Benefit Payments Total (Retired)	Benefit Payments Total (Vested)	Benefit Payments Total (Survivor)	Benefit Payments Total (Disabled)	Benefit Payments (Actives)	Benefit Payments (New Entrants)	Benefit Payments (Actives sans New Entrants)
2021	591,234	104,230	98,491	50,167	3,925	0	3,925
2022	569,210	126,188	89,724	48,109	8,556	0	8,556
2023	546,531	133,551	81,399	46,061	10,860	0	10,860
2024	523,310	144,334	73,555	44,033	10,694	0	10,694
2025	499,665	177,455	66,213	42,028	18,400	0	18,400
2026	475,190	183,198	59,384	40,051	18,085	0	18,085
2027	450,955	206,695	53,065	38,107	17,748	0	17,748
2028	426,675	219,045	47,245	36,196	18,414	0	18,414
2029	402,476	231,393	41,904	34,323	31,167	0	31,167
2030	378,469	233,084	37,020	32,487	39,477	0	39,477
2031	347,429	236,262	32,569	30,692	38,664	0	38,664
2032	323,256	232,652	28,528	28,940	37,809	0	37,809
2033	299,509	237,951	24,870	27,232	37,196	0	37,196
2034	276,248	235,301	21,578	25,571	36,239	0	36,239
2035	253,529	241,513	18,631	23,961	54,738	0	54,738
2036	231,421	242,459	16,010	22,404	56,823	0	56,823
2037	210,012	249,444	13,694	20,906	55,321	0	55,321
2038	189,414	244,507	11,662	19,471	55,254	0	55,254
2039	169,749	248,216	9,890	18,104	53,581	0	53,581
2040	151,128	237,586	8,355	16,809	51,829	0	51,829
2041	133,640	238,918	7,035	15,586	64,086	0	64,086
2042	117,353	229,070	5,905	14,437	61,956	0	61,956
2043	102,304	229,147	4,945	13,358	59,740	0	59,740
2044	88,503	223,669	4,130	12,347	57,440	0	57,440
2045	75,949	226,473	3,443	11,396	59,374	0	59,374
2046	64,623	219,599	2,862	10,501	56,854	0	56,854
2047	54,496	210,971	2,373	9,654	54,263	0	54,263
2048	45,526	198,669	1,959	8,847	51,611	0	51,611
2049	37,660	189,190	1,610	8,073	48,911	0	48,911
2050	30,836	178,615	1,315	7,328	46,178	10,763	35,415

TEMPLATE 5A - Sheet 5A-2

v20220802p

Baseline - Participant Count and Administrative Expenses for the "basic method", or for MPRA plans for which the requested amount of SFA is determined under the "increasing assets method"

See Template 4A instructions for Sheet 4A-3, except provide the projected total participant count and administrative expense projection

PLAN INFORMATION

Abbreviated Plan Name:	Bricklayers Local 1
EIN:	54-6060633
PN:	001
SFA Measurement Date:	03/31/2022

15.0%

0.0%

et, show all administrative expense amounts as positive

Measurement Date / Plan Year Start Date	Plan Year End Date	Count at Beginning of Plan Year	PBGC			Year	Number Inactive	Number Inactive (Retired)	Number Inactive (Vested)	Number Inactive (Survivor)	Number Inactive (Disabled)	Number Active	Number New Entrants	PBGC	
			Premiums	Other	Total									Premium Rate	Admin Expense
04/01/2022	06/30/2022	409	12,679	23,982	31,802	2021	387	133	188	55	11	22	0	31	23,982
07/01/2022	06/30/2023	398	12,736	95,928	108,664	2022	377	130	186	50	11	21	0	32	95,928
07/01/2023	06/30/2024	386	12,738	95,928	108,666	2023	366	126	183	46	10	20	0	33	95,928
07/01/2024	06/30/2025	373	12,309	95,928	108,237	2024	355	123	181	42	10	18	0	33	95,928
07/01/2025	06/30/2026	363	11,979	95,928	107,907	2025	345	119	178	38	10	18	0	33	95,928
07/01/2026	06/30/2027	350	11,550	95,928	107,478	2026	333	115	175	35	9	17	0	33	95,928
07/01/2027	06/30/2028	339	11,187	95,928	107,115	2027	322	110	172	31	9	17	0	33	95,928
07/01/2028	06/30/2029	328	10,824	95,928	106,752	2028	311	106	169	28	8	17	0	33	95,928
07/01/2029	06/30/2030	316	10,428	95,928	106,356	2029	300	101	165	25	8	16	0	33	95,928
07/01/2030	06/30/2031	301	9,933	95,928	105,861	2030	288	97	161	23	8	13	0	33	95,928
07/01/2031	06/30/2032	284	9,372	95,928	102,842	2031	273	89	157	20	7	11	0	33	95,928
07/01/2032	06/30/2033	272	8,976	95,928	97,678	2032	261	83	153	18	7	11	0	33	95,928
07/01/2033	06/30/2034	260	8,580	95,928	94,014	2033	249	78	149	16	6	11	0	33	95,928
07/01/2034	06/30/2035	247	8,151	95,928	89,241	2034	237	73	144	14	6	10	0	33	95,928
07/01/2035	06/30/2036	235	7,755	95,928	88,856	2035	225	67	140	13	6	10	0	33	95,928
07/01/2036	06/30/2037	221	7,293	95,928	85,368	2036	213	62	135	11	5	8	0	33	95,928
07/01/2037	06/30/2038	208	6,864	95,928	82,407	2037	201	57	130	10	5	7	0	33	95,928
07/01/2038	06/30/2039	197	6,501	95,928	78,046	2038	190	52	125	9	5	7	0	33	95,928
07/01/2039	06/30/2040	184	6,072	95,928	74,931	2039	178	47	119	8	4	6	0	33	95,928
07/01/2040	06/30/2041	173	5,709	95,928	69,856	2040	167	42	114	7	4	6	0	33	95,928
07/01/2041	06/30/2042	162	5,346	95,928	68,890	2041	156	37	108	6	4	6	0	33	95,928
07/01/2042	06/30/2043	150	4,950	95,928	64,308	2042	145	33	103	5	3	5	0	33	95,928
07/01/2043	06/30/2044	139	4,587	95,928	61,424	2043	134	29	97	5	3	5	0	33	95,928
07/01/2044	06/30/2045	129	4,257	95,928	57,913	2044	124	25	92	4	3	5	0	33	95,928
07/01/2045	06/30/2046	119	3,927	95,928	56,495	2045	115	22	87	4	2	4	0	33	95,928
07/01/2046	06/30/2047	109	3,597	95,928	53,166	2046	105	19	81	3	2	4	0	33	95,928
07/01/2047	06/30/2048	101	3,333	95,928	49,764	2047	97	16	76	3	2	4	0	33	95,928
07/01/2048	06/30/2049	92	3,036	95,928	45,992	2048	88	13	71	2	2	4	0	33	95,928
07/01/2049	06/30/2050	85	2,805	95,928	42,817	2049	81	11	66	2	2	4	0	33	95,928
07/01/2050	06/30/2051	77	2,541	95,928	39,641	2050	73	9	61	2	2	4	0	33	95,928

TEMPLATE 5A - Sheet 5A-3

v20220802p

Baseline - Details for the "basic method" under § 4262.4(a)(1) for non-MPRA plans, or for the "increasing assets method" under § 4262.4(a)(2)(i) for MPRA plans for which the requested amount of SFA is determined under that method

See Template 4A instructions for Sheet 4A-4 or Sheet 4A-5, except provide the projection used to determine the Baseline SFA amount.

PLAN INFORMATION

Abbreviated Plan Name:	Bricklayers Local 1
EIN:	54-6060633
PN:	001
MPRA Plan?	No
If a MPRA Plan, which method yields the greatest amount of SFA?	N/A
SFA Measurement Date:	03/31/2022
Fair Market Value of Assets as of the SFA Measurement Date:	\$254,702
SFA Amount as of the SFA Measurement Date under the method:	\$12,474,149
Non-SFA Interest Rate:	5.28%
SFA Interest Rate:	2.93%

0.0293

lower rate

higher rate

		On this Sheet, show payments INTO the plan as positive amounts, and payments OUT of the plan as negative amounts.												105.28%	non-sfa	Number	PBGC	PBGC	Total	Admin	Contribution			
SFA Measurement Date / Plan Year Start Date	Plan Year End Date	(1)	(2)	(3)	(4)	(5)	(6)	(7)	(8)	(9)	(10)	(11)	(12)	102.93%	sfa	All	Premium	Premium	Admin	Expenses	Excl. PBGC	Policy		
		Contributions	Payments	Liabilities	Benefit Payments (should match total from Sheet 5A-1)	Reinstatement of Benefits	Expenses owed 4261 of ERISA;	Payments (from (4) and (5)) and Administrative Expenses (from (6))	SFA Investment Income Based on SFA Interest Rate	Projected SFA Assets at End of Plan Year (prior year assets + (7) + (8))	Payments (from (4) and (5)) and Administrative Expenses (from (6))	Non-SFA Investment Income Non-SFA Interest Rate	Non-SFA Assets at End of Plan Year (prior year assets + (1) + (2) + (3) + (4) + (5) + (6) + (7) + (8) + (9) + (10) + (11) + (12))	PBGC Premiums	Other Administrative Expenses	Discount Pd from Mid Plan Yr	Discount Pd from 4/1	Year	Participants	Rate 'aid Apr. 1	Expenses	Premium	Data	
04/01/2022	06/30/2022	17,364	0	0	-212,012	-215,648	-31,802	-459,461	87,924	12,102,612	0	3,410	275,475	12,679	11,303	-0.25	0	2021	409	31	-12,679	-23,982	-11,303	17,364
07/01/2022	06/30/2023	69,455	0	0	-841,787	-108,664	-950,451	341,059	11,493,220	0	16,355	361,285	12,462	83,466	-0.75	-1	2022	398	32	-12,462	-95,928	-83,466	69,455	
07/01/2023	06/30/2024	62,564	0	0	-818,402	-108,666	-927,068	323,542	10,889,694	0	20,706	444,555	12,214	83,714	-1.75	-2	2023	386	33	-12,214	-95,928	-83,714	62,564	
07/01/2024	06/30/2025	61,909	0	0	-795,926	-108,237	-904,163	306,184	10,291,715	0	25,086	531,550	11,966	83,962	-2.75	-3	2024	373	33	-11,966	-95,928	-83,962	61,909	
07/01/2025	06/30/2026	57,864	0	0	-803,761	-107,907	-911,668	288,547	9,668,595	0	29,574	618,988	11,687	84,241	-3.75	-4	2025	363	33	-11,687	-95,928	-84,241	57,864	
07/01/2026	06/30/2027	57,202	0	0	-775,908	-107,478	-883,386	270,693	9,055,902	0	34,173	710,363	11,408	84,520	-4.75	-5	2026	350	33	-11,408	-95,928	-84,520	57,202	
07/01/2027	06/30/2028	56,454	0	0	-766,570	-107,115	-873,685	252,875	8,435,091	0	38,978	805,796	11,098	84,830	-5.75	-6	2027	339	33	-11,098	-95,928	-84,830	56,454	
07/01/2028	06/30/2029	53,930	0	0	-747,575	-106,752	-854,327	234,959	7,815,723	0	43,951	903,677	10,788	85,140	-6.75	-7	2028	328	33	-10,788	-95,928	-85,140	53,930	
07/01/2029	06/30/2030	45,410	0	0	-741,263	-106,356	-847,619	216,901	7,185,005	0	48,898	997,985	10,509	85,419	-7.75	-8	2029	316	33	-10,509	-95,928	-85,419	45,410	
07/01/2030	06/30/2031	39,170	0	0	-720,537	-105,861	-826,398	198,722	6,557,329	0	53,714	1,090,869	10,261	85,560	-8.75	-9	2030	301	33	-10,261	-95,821	-85,560	39,170	
07/01/2031	06/30/2032	38,744	0	0	-685,616	-102,842	-788,458	180,902	5,949,773	0	58,608	1,188,221	9,858	81,424	-9.75	-10	2031	284	33	-9,858	-91,282	-81,424	38,744	
07/01/2032	06/30/2033	38,265	0	0	-651,185	-97,678	-748,863	163,663	5,364,574	0	63,735	1,290,221	9,517	77,353	-10.75	-11	2032	272	33	-9,517	-86,870	-77,353	38,265	
07/01/2033	06/30/2034	37,115	0	0	-626,758	-94,014	-720,772	146,919	4,790,721	0	69,091	1,396,427	9,176	74,337	-11.75	-12	2033	260	33	-9,176	-83,513	-74,337	37,115	
07/01/2034	06/30/2035	36,535	0	0	-594,937	-89,241	-684,178	130,626	4,237,169	0	74,683	1,507,645	8,835	70,492	-12.75	-13	2034	247	33	-8,835	-79,327	-70,492	36,535	
07/01/2035	06/30/2036	29,207	0	0	-592,372	-88,856	-681,228	114,449	3,670,390	0	80,365	1,617,217	8,463	70,347	-13.75	-14	2035	235	33	-8,463	-78,810	-70,347	29,207	
07/01/2036	06/30/2037	24,825	0	0	-569,117	-85,368	-654,485	98,226	3,114,132	0	86,036	1,728,078	8,153	67,348	-14.75	-15	2036	221	33	-8,153	-75,501	-67,348	24,825	
07/01/2037	06/30/2038	24,536	0	0	-549,377	-82,407	-631,784	82,251	2,564,600	0	91,882	1,844,496	7,781	65,065	-15.75	-16	2037	208	33	-7,781	-72,846	-65,065	24,536	
07/01/2038	06/30/2039	22,831	0	0	-520,308	-78,046	-598,354	66,626	2,032,872	0	97,984	1,965,311	7,409	61,571	-16.75	-17	2038	197	33	-7,409	-68,980	-61,571	22,831	
07/01/2039	06/30/2040	22,519	0	0	-499,540	-74,931	-574,471	51,389	1,509,789	0	104,355	2,092,186	7,068	58,989	-17.75	-18	2039	184	33	-7,068	-66,057	-58,989	22,519	
07/01/2040	06/30/2041	22,174	0	0	-465,707	-69,856	-535,563	36,617	1,010,843	0	111,045	2,225,405	6,727	54,839	-18.75	-19	2040	173	33	-6,727	-61,566	-54,839	22,174	
07/01/2041	06/30/2042	15,413	0	0	-459,265	-68,890	-528,155	22,111	504,800	0	117,903	2,358,721	6,386	53,678	-19.75	-20	2041	162	33	-6,386	-60,064	-53,678	15,413	
07/01/2042	06/30/2043	15,264	0	0	-428,721	-64,308	-493,029	7,783	19,554	0	124,938	2,498,923	6,045	50,056	-20.75	-21	2042	150	33	-6,045	-56,101	-50,056	15,264	
07/01/2043	06/30/2044	15,094	0	0	-409,494	-61,424	-470,918	-6,119	0	-470,918	140,932	2,184,031	5,735	47,750	-21.75	-22	2043	139	33	-5,735	-53,485	-47,750	15,094	
07/01/2044	06/30/2045	14,903	0	0	-386,089	-57,913	0	0	0	-444,002	104,401	1,859,333	5,394	44,995	-22.75	-23	2044	129	33	-5,394	-50,389	-44,995	14,903	
07/01/2045	06/30/2046	11,594	0	0	-376,635	-56,495	0	0	0	-433,130	87,459	1,525,256	5,115	43,519	-23.75	-24	2045	119	33	-5,115	-48,634	-43,519	11,594	
07/01/2046	06/30/2047	11,491	0	0	-354,439	-53,166	0	0	0	-407,605	70,462	1,199,604	4,805	41,143	-24.75	-25	2046	109	33	-4,805	-45,948	-41,143	11,491	
07/01/2047	06/30/2048	11,377	0	0	-331,757	-49,764	0	0	0	-381,521	53,925	883,386	4,557	38,587	-25.75	-26	2047	101	33	-4,557	-43,144	-38,587	11,377	
07/01/2048	06/30/2049	11,246	0	0	-306,612	-45,992	0	0	0	-352,604	37,958	579,986	4,309	35,738	-26.75	-27	2048	92	33	-4,309	-40,047	-35,738	11,246	
07/01/2049	06/30/2050	11,099	0	0	-285,444	-42,817	0	0	0	-328,261	22,551	285,375	4,061	33,408	-27.75	-28	2049	85	33	-4,061	-37,469	-33,408	11,099	
07/01/2050	06/30/2051	10,933	0	0	-264,272	-39,641	0	0	0	-303,913	7,604	0	3,844	31,140	-28.75	-29	2050	77	33	-3,844	-34,984	-31,140	10,933	

TEMPLATE 6A

v20220802p

Reconciliation - for non-MPRA plans using the "basic method", or for MPRA plans for which the requested amount of SFA is determined under the "increasing assets method"

File name: *Template 6A Plan Name*, where "Plan Name" is an abbreviated version of the plan name.

Instructions for Section C, Item (6) of the Instructions for Filing Requirements for Multiemployer Plans Applying for Special Financial Assistance:

This Template 6A is not required if all assumptions and methods used to determine the requested SFA amount are identical to those used in the most recent actuarial certification of plan status completed before 1/1/2021 ("pre-2021 certification of plan status"), except the non-SFA and SFA interest rates, and except any assumptions changed in accordance with Section III, Acceptable Assumption Changes, in PBGC's SFA assumptions guidance (other than the acceptable assumption change for "missing" terminated vested participants described in Section III.E of PBGC's SFA assumptions guidance).

This Template 6A is also not required if the requested SFA amount from Template 4A is the same as the SFA amount shown in Template 5A (Baseline).

If the assumptions/methods used to determine the requested SFA amount differ from those in the "Baseline" projection in Template 5A, then provide a reconciliation of the change in the total amount of SFA due to each change in assumption/method from the Baseline to the requested SFA as shown in Template 4A.

For each assumption/method change from the Baseline through the requested SFA amount, provide a deterministic projection using the same calculation methodology used to determine the requested SFA amount, in the same format as Template 4A (either Sheet 4A-4 or Sheet 4A-5).

Additional instructions for each individual worksheet:

Sheet

6A-1 Reconciliation - Summary for the "basic method", or for MPRA plans for which the requested amount of SFA is determined under the "increasing assets method"

For Item number 1, show the SFA amount determined in Template 5A using the "Baseline" assumptions and methods. If there is only one change in assumptions/methods between the Baseline (Template 5A) and the requested SFA amount (Template 4A), then show on Item number 2 the requested SFA amount, and briefly identify the change in assumptions from the Baseline.

If there is more than one change in assumptions/methods from the Baseline, show each individual change as a separate Item number. Each Item number should reflect all changes already measured in the prior Item number. For example, the difference between the SFA amount shown for Item number 4 and Item number 5 should be the incremental change due to changing the identified single assumption/method. The Item numbers should show assumption/method changes in the order that they were incrementally measured.

6A-2 Reconciliation - Details for the "basic method" under § 4262.4(a)(1) for non-MPRA plans, or for the "increasing assets method" under § 4262.4(a)(2)(i) for MPRA plans for which the requested amount of SFA is determined under that method

For non-MPRA plans, see Template 4A instructions for Sheet 4A-4, except provide the projection used to determine the intermediate Item number 2 SFA amount from Sheet 6A-1 under the "basic method" described in § 4262.4(a)(1). Unlike Sheet 4A-4, it is not necessary to explicitly identify the projected SFA exhaustion year in Sheet 6A-2.

For MPRA plans for which the requested amount of SFA is determined under the "increasing assets method", see Template 4A instructions for Sheet 4A-5, except provide the projection used to determine each intermediate SFA amount from Sheet 6A-1 under the "increasing assets method" described in § 4262.4(a)(2)(i). Unlike Sheet 4A-5, it is not necessary to explicitly identify the projected SFA exhaustion year in Sheet 6A-2.

A Reconciliation Details sheet is not needed for the last Item number shown in the Sheet 6A-1 Reconciliation, since the information should be the same as shown in Template 4A. For example, if there is only one assumption change from the Baseline, then Item number 2 should identify what assumption changed between the Baseline and Item number 2, where Item number 2 is the requested SFA amount. Since details on the determination of the requested SFA amount are shown in Template 4A, a separate Sheet 6A-2 Reconciliation Details is not required here.

6A-3 Reconciliation - Details for the "basic method" under § 4262.4(a)(1) for non-MPRA plans, or for the "increasing assets method" under § 4262.4(a)(2)(i) for MPRA plans for which the requested amount of SFA is determined under that method

See instructions for 6A-2 Reconciliation Details, except for the intermediate Item number 3 SFA amount from Sheet 6A-1.

6A-4 Reconciliation - Details for the "basic method" under § 4262.4(a)(1) for non-MPRA plans, or for the "increasing assets method" under § 4262.4(a)(2)(i) for MPRA plans for which the requested amount of SFA is determined under that method

See instructions for 6A-2 Reconciliation Details, except for the intermediate Item number 4 SFA amount from Sheet 6A-1.

6A-5 Reconciliation - Details for the "basic method" under § 4262.4(a)(1) for non-MPRA plans, or for the "increasing assets method" under § 4262.4(a)(2)(i) for MPRA plans for which the requested amount of SFA is determined under that method

See instructions for 6A-2 Reconciliation Details, except for the intermediate Item number 5 SFA amount from Sheet 6A-1.

Version Updates (newest version at top)

Version	Date updated	
v20220802p	08/02/2022	Cosmetic changes to increase the size of some rows
v20220701p	07/01/2022	

TEMPLATE 6A - Sheet 6A-1

Reconciliation - Summary for the "basic method", or for MPRA plans for which the requested amount of SFA is determined under the "increasing assets method"

See Template 6A Instructions for Additional Instructions for Sheet 6A-1.

PLAN INFORMATION

Abbreviated Plan Name:	Bricklayers Local 1
EIN:	54-6060633
PN:	001
MPRA Plan?	No
If a MPRA Plan, which method yields the greatest amount of SFA?	N/A

Item number	Basis for Assumptions/Methods. For each Item, briefly describe the incremental change reflected in the SFA amount.	Change in SFA Amount (from prior Item number)	SFA Amount	
1	Baseline	N/A	\$12,474,149	NOTE: A sheet with Recon Details is not required for the last Item number provided, since that information should be the same as provided in Template 4A. From Template 5A.
2	Form of Payment from 100% Life Annuity to married couple choosing Life Annuity half the time and Joint and 50% Survivor Annuity half the time.	\$187,945	\$12,662,094	Show details supporting the SFA amount on Sheet 6A-2.
3				Show details supporting the SFA amount on Sheet 6A-3.
4		\$0		Show details supporting the SFA amount on Sheet 6A-4.
5		\$0		Show details supporting the SFA amount on Sheet 6A-5.

Create additional rows as needed, and create additional detailed sheets by copying Sheet 6A-5 and re-labeling the header and the sheet name to be 6A-6, 6A-7, etc.

TEMPLATE 6A - Sheet 6A-2

Item Description (from Form of Payment from 100% Life Annuity to married couple choosing

v20220802p

Reconciliation - Details for the "basic method" under § 4262.4(a)(1) for non-MPRA plans, or for the "increasing assets method" under § 4262.4(a)(2)(i) for MPRA plans for which the requested amount of SFA is determined under that method

See Template 4A instructions for Sheet 4A-4 or Sheet 4A-5, except provide the projection used to determine the intermediate SFA amount.

PLAN INFORMATION

Abbreviated Plan Name:	Bricklayers Local 1
EIN:	54-6060633
PN:	001
MPRA Plan?	No
Plan, which method yields the lowest amount?	N/A
Measurement Date:	03/31/2022
Fair Market Value of SFA:	\$254,702
Amount as Non-SFA Interest:	\$12,662,094
SFA Interest Rate:	5.28%
	2.93%

On this Sheet, show payments INTO the plan as positive amounts, and payments OUT of the plan as negative amounts.													105.28%	non-sfa	Number	15.00%	PBGC	PBGC	Total	Admin	Contribution		
Measurement Date / Plan Year	Plan Year End Date	(1) Contributions	(2) Liability Payments	(3) Payments to Plan	(4) Benefit Payments	(5) Payments Attributable	(6) ve Expenses (excluding	(7) Payments (from (4)	(8) Investment Income	(9) SFA Assets at End of	(10) Payments (from (4)	(11) Investment Income	(12) Non-SFA Assets at	PBGC Premiums	Administrative Expenses	Discount from Mid Plan Yr	non-sfa from (17) (PBGC Premium)	All Participants	PBGC Premium	PBGC Premium	Admin Expenses	Admin Expenses	Contribution Policy
																			Rate	Paid Apr. 1	Excl. Premium	Premium	Data
04/01/2022	06/30/2022	17,386	0	0	-\$210,649	-\$215,648	-\$31,597	-457,894	89,263	12,293,463	0	3,410	275,497	12,679	18,918	-0.25	0	409	31	-12,679	-31,597	-18,918	69,542
07/01/2022	06/30/2023	66,190	0	0	-\$836,326	-\$113,768	-\$950,094	346,473	11,689,843	0	16,271	357,958	12,768	101,000	-0.75	-1	399	32	-12,768	-113,768	-101,000	66,190	
07/01/2023	06/30/2024	62,564	0	0	-\$813,892	-\$114,615	-928,507	329,107	11,090,443	0	20,531	441,053	13,615	101,000	-1.75	-2	389	35	-13,615	-114,615	-101,000	62,564	
07/01/2024	06/30/2025	61,909	0	0	-\$792,362	-\$114,608	-906,970	311,858	10,495,331	0	24,901	527,863	13,608	101,000	-2.75	-3	378	36	-13,608	-114,608	-101,000	61,909	
07/01/2025	06/30/2026	57,864	0	0	-\$799,594	-\$114,653	-914,247	294,316	9,875,400	0	29,379	615,106	13,653	101,000	-3.75	-4	369	37	-13,653	-114,653	-101,000	57,864	
07/01/2026	06/30/2027	57,202	0	0	-\$772,991	-\$114,604	-887,595	276,539	9,264,344	0	33,968	706,276	13,604	101,000	-4.75	-5	358	38	-13,604	-114,604	-101,000	57,202	
07/01/2027	06/30/2028	56,454	0	0	-\$764,041	-\$114,572	-878,613	258,766	8,644,497	0	38,763	801,493	13,572	101,000	-5.75	-6	348	39	-13,572	-114,572	-101,000	56,454	
07/01/2028	06/30/2029	53,930	0	0	-\$745,936	-\$111,890	-857,826	240,906	8,027,576	0	43,724	899,147	13,560	98,330	-6.75	-7	339	40	-13,560	-111,890	-98,330	53,930	
07/01/2029	06/30/2030	45,410	0	0	-\$739,941	-\$110,991	-850,932	222,930	7,399,574	0	48,658	993,216	13,448	97,543	-7.75	-8	328	41	-13,448	-110,991	-97,543	45,410	
07/01/2030	06/30/2031	39,170	0	0	-\$720,308	-\$108,046	-828,354	204,856	6,776,076	0	53,463	1,085,848	13,230	94,816	-8.75	-9	315	42	-13,230	-108,046	-94,816	39,170	
07/01/2031	06/30/2032	38,744	0	0	-\$686,907	-\$103,036	-789,943	187,163	6,173,297	0	58,342	1,182,935	15,548	87,488	-9.75	-10	299	52	-15,548	-103,036	-87,488	38,744	
07/01/2032	06/30/2033	38,265	0	0	-\$654,309	-\$98,146	-752,455	170,045	5,590,887	0	63,456	1,284,656	15,317	82,829	-10.75	-11	289	53	-15,317	-98,146	-82,829	38,265	
07/01/2033	06/30/2034	37,115	0	0	-\$631,322	-\$94,698	-726,020	153,363	5,018,230	0	68,797	1,390,568	15,012	79,686	-11.75	-12	278	54	-15,012	-94,698	-79,686	37,115	
07/01/2034	06/30/2035	36,535	0	0	-\$601,192	-\$90,192	-691,473	137,084	4,463,841	0	74,374	1,501,477	14,630	75,562	-12.75	-13	266	55	-14,630	-90,192	-75,562	36,535	
07/01/2035	06/30/2036	29,207	0	0	-\$599,186	-\$89,878	-689,064	120,873	3,895,650	0	80,039	1,610,723	14,336	75,542	-13.75	-14	256	56	-14,336	-89,878	-75,542	29,207	
07/01/2036	06/30/2037	24,825	0	0	-\$577,416	-\$86,612	-664,028	104,586	3,336,207	0	85,693	1,721,241	13,851	72,761	-14.75	-15	243	57	-13,851	-86,612	-72,761	24,825	
07/01/2037	06/30/2038	24,536	0	0	-\$559,039	-\$83,856	-642,895	88,498	2,781,811	0	91,521	1,837,298	13,398	70,458	-15.75	-16	231	58	-13,398	-83,856	-70,458	24,536	
07/01/2038	06/30/2039	22,831	0	0	-\$531,660	-\$79,749	-611,409	72,709	2,243,111	0	97,604	1,957,734	12,980	66,769	-16.75	-17	220	59	-12,980	-79,749	-66,769	22,831	
07/01/2039	06/30/2040	22,519	0	0	-\$512,203	-\$76,830	-589,033	57,247	1,711,325	0	103,955	2,084,208	12,480	64,350	-17.75	-18	208	60	-12,480	-76,830	-64,350	22,519	
07/01/2040	06/30/2041	22,174	0	0	-\$480,213	-\$72,032	-552,245	42,198	1,201,278	0	110,624	2,217,006	12,078	59,954	-18.75	-19	198	61	-12,078	-72,032	-59,954	22,174	
07/01/2041	06/30/2042	15,413	0	0	-\$474,335	-\$71,150	-545,485	27,348	683,141	0	117,460	2,349,878	11,594	59,556	-19.75	-20	187	62	-11,594	-71,150	-59,556	15,413	
07/01/2042	06/30/2043	15,264	0	0	-\$445,449	-\$66,817	-512,266	12,646	183,521	0	124,471	2,489,614	11,088	55,729	-20.75	-21	176	63	-11,088	-66,817	-55,729	15,264	
07/01/2043	06/30/2044	15,094	0	0	-\$427,287	-\$64,093	-491,380	-1,692	0	-491,380	312,390	2,325,717	10,624	53,469	-21.75	-22	166	64	-10,624	-64,093	-53,469	15,094	
07/01/2044	06/30/2045	14,903	0	0	-\$405,060	-\$60,759	-465,819	0	0	-465,819	111,180	1,985,981	10,140	50,619	-22.75	-23	156	65	-10,140	-60,759	-50,619	14,903	
07/01/2045	06/30/2046	11,594	0	0	-\$396,029	-\$59,404	-455,433	0	0	-455,433	93,419	1,635,560	9,570	49,834	-23.75	-24	145	66	-9,570	-59,404	-49,834	11,594	
07/01/2046	06/30/2047	11,491	0	0	-\$374,745	-\$56,212	-430,957	0	0	-430,957	75,546	1,291,640	9,112	47,100	-24.75	-25	136	67	-9,112	-56,212	-47,100	11,491	
07/01/2047	06/30/2048	11,377	0	0	-\$352,882	-\$52,932	-405,814	0	0	-405,814	58,033	955,236	8,636	44,296	-25.75	-26	127	68	-8,636	-52,932	-44,296	11,377	
07/01/2048	06/30/2049	11,246	0	0	-\$328,567	-\$49,285	-377,852	0	0	-377,852	40,989	629,619	8,142	41,143	-26.75	-27	118	69	-8,142	-49,285	-41,143	11,246	
07/01/2049	06/30/2050	11,099	0	0	-\$307,901	-\$46,185	-354,086	0	0	-354,086	24,406	311,038	7,700	38,485	-27.75	-28	110	70	-7,700	-46,185	-38,485	11,099	
07/01/2050	06/30/2051	10,933	0	0	-\$287,104	-\$43,066	-330,170	0	0	-330,170	8,198	0	7,242	35,824	-28.75	-29	102	71	-7,242	-43,066	-35,824	10,933	

Version Updates

v20220701p

Version	Date updated
v20220701p	07/01/2022

TEMPLATE 7

v20220701p

7a - Assumption/Method Changes for SFA Eligibility

File name: *Template 7 Plan Name*, where "Plan Name" is an abbreviated version of the plan name.

Instructions for Section C, Item (7)a. of the Instructions for Filing Requirements for Multiemployer Plans Applying for Special Financial Assistance:

Sheet 7a of Template 7 is not required if the plan is eligible for SFA under § 4262.3(a)(2) (MPRA suspensions) or § 4262.3(a)(4) (certain insolvent plans) of PBGC's special financial assistance regulation.

Sheet 7a of Template 7 is not required if the plan is eligible based on a certification of plan status completed before January 1, 2021.

Sheet 7a of Template 7 is not required if the plan is eligible based on a certification of plan status completed after December 31, 2020 but reflects the same assumptions as those in the pre-2021 certification of plan status.

Provide a table identifying which assumptions/methods used in determining the plan's eligibility for SFA differ from those used in the pre-2021 certification of plan status and brief explanations as to why using those assumptions/methods is no longer reasonable and why the changed assumptions/methods are reasonable.

This table should identify all changed assumptions/methods (including those that are reflected in the Baseline provided in Template 5A or Template 5B) and should be an abbreviated version of information provided in Section D, Item (6)a. of the SFA filing instructions.

For example, if the mortality assumption used in the pre-2021 certification of plan status is the RP-2000 mortality table, and the plan proposes to change to the Pri-2012(BC) table, complete one line of the table as follows:

	(A)	(B)	(C)
Assumption/Method That Has Changed From Assumption/Method Used in Most Recent Certification of Plan Status Completed Prior to 1/1/2021	Brief description of assumption/method used in the most recent certification of plan status completed prior to 1/1/2021	Brief description of assumption/method used in showing the plan's eligibility for SFA (if different)	Brief explanation on why the assumption/method in (A) is no longer reasonable and why the assumption/method in (B) is reasonable
Base Mortality Assumption	RP-2000 mortality table	Pri-2012(BC) mortality table	Prior assumption is outdated. New assumption reflects more recently published experience for blue collar workers.

Add one line for each assumption/method that has changed from that used in the most recent certification of plan status completed prior to 1/1/2021.

Since this Template 7a is intended as an abbreviated version of more detailed information provided in Section D, Item (6)a. of the SFA filing instructions, it is not necessary to include full tables of rates at every age (e.g., for retirement, turnover, etc.). Instead, a high level description that focuses on what aspect of the assumption/method has changed is preferred.

TEMPLATE 7

v20220701p

7b - Assumption/Method Changes for SFA Amount

File name: *Template 7 Plan Name*, where "Plan Name" is an abbreviated version of the plan name.

Instructions for Section C, Item (7)b. of the Instructions for Filing Requirements for Multiemployer Plans Applying for Special Financial Assistance:

Provide a table identifying which assumptions/methods used in determining the amount of SFA differ from those used in the pre-2021 certification of plan status (except the non-SFA and SFA interest rates) and brief explanations as to why using those original assumptions/methods is no longer reasonable and why the changed assumptions/methods are reasonable.

Please state if the changed assumption is an extension of the CBU assumption or the administrative expenses assumption as described in Paragraph A "Adoption of assumptions not previously factored into pre-2021 certification of plan status" of Section III, Acceptable Assumption Changes of PBGC's guidance on Special Financial Assistance Assumptions.

This table should identify all changed assumptions/methods except for the interest rates (including those that are reflected in the Baseline provided in Template 5A or Template 5B) and should be an abbreviated version of information provided in Section D, Item (6)b. of the SFA filing instructions.

For example, if the mortality assumption used in the pre-2021 certification of plan status is the RP-2000 mortality table, and the plan proposes to change to the Pri-2012(BC) table, complete one line of the table as follows:

	(A)	(B)	(C)
Assumption/Method That Has Changed From Assumption Used in Most Recent Certification of Plan Status Completed Prior to 1/1/2021	Brief description of assumption/method used in the most recent certification of plan status completed prior to 1/1/2021	Brief description of assumption/method used to determine the requested SFA amount (if different)	Brief explanation on why the assumption/method in (A) is no longer reasonable and why the assumption/method in (B) is reasonable
Base Mortality Assumption	RP-2000 mortality table	Pri-2012(BC) mortality table	Original assumption is outdated. New assumption reflects more recently published experience for blue collar workers.

For example, assume the plan is projected to be insolvent in 2029 in the pre-2021 certification of plan status. The plan changes its CBU assumption by extending the assumption to the later projection years as described in Paragraph A, "Adoption of assumptions not previously factored into pre-2021 certification of plan status" of Section III, Acceptable Assumption Changes of PBGC's guidance on Special Financial Assistance Assumptions. Complete one line of the table as follows:

	(A)	(B)	(C)
Assumption/Method That Has Changed From Assumption Used in Most Recent Certification of Plan Status Completed Prior to 1/1/2021	Brief description of assumption/method used in the most recent certification of plan status completed prior to 1/1/2021	Brief description of assumption/method used to determine the requested SFA amount (if different)	Brief explanation on why the assumption/method in (A) is no longer reasonable and why the assumption/method in (B) is reasonable
CBU Assumption	Decrease from most recent plan year's actual number of CBUs by 2% per year to 2028	Same number of CBUs for each projection year to 2028 as shown in (A), then constant CBUs for all years after 2028.	Original assumption does not address years after original projected insolvency in 2029. Proposed assumption uses acceptable extension methodology.

Add one line for each assumption/method that has changed from that used in the most recent certification of plan status completed prior to 1/1/2021.

Since this Template 7b is intended as an abbreviated version of more detailed information provided in Section D, Item (6)b. of the SFA filing instructions, it is not necessary to include full tables of rates at every age (e.g., for retirement, turnover, etc.). Instead, a high level description that focuses on what aspect of the assumption/method has changed is preferred.

Template 7 - Sheet 7b

Assumption/Method Changes - SFA Amount

PLAN INFORMATION

Abbreviated Plan Name:	Bricklayers Local 1
EIN:	54-6060633
PN:	001

	(A)	(B)	(C)
Assumption/Method That Has Changed From Assumption Used in Most Recent Certification of Plan Status Completed Prior to 1/1/2021	Brief description of assumption/method used in the most recent certification of plan status completed prior to 1/1/2021	Brief description of assumption/method used to determine the requested SFA amount (if different)	Brief explanation on why the assumption/method in (A) is no longer reasonable and why the assumption/method in (B) is reasonable
Base Mortality Assumption	RP-2000 Employees and Healthy Annuitant Mortality	Pri-2012 amount-weighted Blue Collar with 2020 projection scale	Original assumption is outdated. New assumption reflects more recently published experience for blue collar workers.
Expense	Future annual expenses were assumed to equal the most recent plan year's expenses.	PBGC Premium Expense: \$1 per participant per year increase through 2030. A jump to \$52 per participant per year in 2031. \$1 per participant per year increase thereafter.	Original assumption is outdated. New assumption is based on best estimate of anticipated experience. However, the expenses are capped by 15% of benefit payments.
CBU (i.e work hours)	Future work hours are constant and service credits are assumed to be 1.0 year.	Future work hours are the same as those in the valuation census and new entrants. Future service credits are calculated based on those hours.	Original assumption overstates service credits.
Employer Contributions	Future contributions are constant and the same as those reported in the financial statements for the first valuation year	Future contributions are calculated using actual work hours and contribution rates for each active participant.	Original assumption overstates contributions.
Active Participant Headcount	Future headcount is constant at the same level as the first valuation year	Active participant decrease by 10% each year.	New assumption represents expected industry decline.
Form of Payment	100% actives and terminated vesteds are married and choose Life Annuity only.	100% actives and terminated vesteds are married but half choose Life Annuity and half choose Joint and 50% Annuity.	New assumption represents reasonable anticipated experience.

Version Updates

v20220802p

Version	Date updated	
v20220802p	08/02/2022	Cosmetic changes to increase the size of some rows
v20220701p	07/01/2022	

TEMPLATE 8
Contribution and Withdrawal Liability Details

File name: *Template 8 Plan Name*, where "Plan Name" is an abbreviated version of the plan name.

Provide details of the projected contributions and withdrawal liability payments used to calculate the requested SFA amount. This should include total contributions, contribution base units (including identification of the base unit used (i.e., hourly, weekly)), average contribution rate(s), reciprocity contributions (if applicable), additional contributions from the rehabilitation plan (if applicable), and any other identifiable contribution streams. For withdrawal liability, separately show amounts for currently withdrawn employers and for future assumed withdrawals. Also provide the projected number of active participants at the beginning of each plan year.

The first row in the projection period is for the period beginning on the SFA measurement date and ending on the last day of the plan year containing the SFA measurement date. For all other periods, provide the full plan year of information up to the plan year ending in 2051.

PLAN INFORMATION

Abbreviated Plan Name:	Bricklayers Local 1
EIN:	54-6060633
PN:	001
Unit (e.g. hourly, weekly)	Hourly




All Other Sources of Non-Investment Income

SFA Measurement Date / Plan Year Start Date	Plan Year End Date	Total Contributions*	Total Contribution Base Units	Average Contribution Rate	Reciprocity Contributions (if applicable)	Additional Rehab Plan Contributions (if applicable)	Other - Explain if Applicable	Liability Payments for Currently Withdrawn Employers	Liability Payments for Future Withdrawals	Projected Number of Active Participants (Including New Entrants) at the Beginning of the Plan Year
04/01/2022	06/30/2022	17,386	6,590	2.64	0	0	0	0	0	22
07/01/2022	06/30/2023	66,190	25,017	2.65	0	0	0	0	0	21
07/01/2023	06/30/2024	62,564	23,747	2.63	0	0	0	0	0	20
07/01/2024	06/30/2025	61,909	22,328	2.77	0	0	0	0	0	18
07/01/2025	06/30/2026	57,864	22,059	2.62	0	0	0	0	0	18
07/01/2026	06/30/2027	57,202	20,479	2.79	0	0	0	0	0	17
07/01/2027	06/30/2028	56,454	20,205	2.79	0	0	0	0	0	17
07/01/2028	06/30/2029	53,930	19,898	2.71	0	0	0	0	0	17
07/01/2029	06/30/2030	45,410	18,942	2.40	0	0	0	0	0	16
07/01/2030	06/30/2031	39,170	15,918	2.46	0	0	0	0	0	13
07/01/2031	06/30/2032	38,744	13,611	2.85	0	0	0	0	0	11
07/01/2032	06/30/2033	38,265	13,442	2.85	0	0	0	0	0	11
07/01/2033	06/30/2034	37,115	13,251	2.80	0	0	0	0	0	11
07/01/2034	06/30/2035	36,535	12,815	2.85	0	0	0	0	0	10
07/01/2035	06/30/2036	29,207	12,591	2.32	0	0	0	0	0	10
07/01/2036	06/30/2037	24,825	10,014	2.48	0	0	0	0	0	8
07/01/2037	06/30/2038	24,536	8,652	2.84	0	0	0	0	0	7
07/01/2038	06/30/2039	22,831	8,534	2.68	0	0	0	0	0	7
07/01/2039	06/30/2040	22,519	7,899	2.85	0	0	0	0	0	6
07/01/2040	06/30/2041	22,174	7,778	2.85	0	0	0	0	0	6
07/01/2041	06/30/2042	15,413	7,646	2.02	0	0	0	0	0	6
07/01/2042	06/30/2043	15,264	5,320	2.87	0	0	0	0	0	5
07/01/2043	06/30/2044	15,094	5,262	2.87	0	0	0	0	0	5
07/01/2044	06/30/2045	14,903	5,198	2.87	0	0	0	0	0	5
07/01/2045	06/30/2046	11,594	5,126	2.26	0	0	0	0	0	4
07/01/2046	06/30/2047	11,491	4,104	2.80	0	0	0	0	0	4
07/01/2047	06/30/2048	11,377	4,063	2.80	0	0	0	0	0	4
07/01/2048	06/30/2049	11,246	4,014	2.80	0	0	0	0	0	4
07/01/2049	06/30/2050	11,099	3,960	2.80	0	0	0	0	0	4
07/01/2050	06/30/2051	10,933	3,899	2.80	0	0	0	0	0	4

* Total contributions shown here should be contributions based upon CBUs and should not include items separately shown in any columns under "I".




Listing of Hours Reported by EE

Bricklayers #1 - Richmond
P.O. Box 1769
Salem, VA 24153
540-345-7735

SSN	Name	S/T Hrs	O/T Hrs	D/T Hrs	Total Hrs
					

Listing of Hours Reported by EE

Bricklayers #1 - Richmond
P.O. Box 1769
Salem, VA 24153
540-345-7735

SSN	Name	S/T Hrs	O/T Hrs	D/T Hrs	Total Hrs
					

Listing of Hours Reported by EE

Bricklayers #1 - Richmond
P.O. Box 1769
Salem, VA 24153
540-345-7735

SSN	Name	S/T Hrs	O/T Hrs	D/T Hrs	Total Hrs
-----	------	------------	------------	------------	--------------

Report Totals:



Listing of Hours Reported by EE


Subreport Query Criteria

Include Incoming Reciprocity = 'Yes'

Minimum Total Hours = '154'

Show Details = 'No'




Main Report Query Criteria

Work Period between 

-

Listing of Hours Reported by EE

Bricklayers #1 - Richmond
P.O. Box 1769
Salem, VA 24153
540-345-7735

SSN	Name	S/T Hrs	O/T Hrs	D/T Hrs	Total Hrs
					

Listing of Hours Reported by EE

Bricklayers #1 - Richmond
P.O. Box 1769
Salem, VA 24153
540-345-7735

SSN	Name	S/T Hrs	O/T Hrs	D/T Hrs	Total Hrs
[REDACTED]		[REDACTED]			[REDACTED]

Listing of Hours Reported by EE

Bricklayers #1 - Richmond
P.O. Box 1769
Salem, VA 24153
540-345-7735

SSN	Name	S/T Hrs	O/T Hrs	D/T Hrs	Total Hrs
Report Totals:					

Listing of Hours Reported by EE


Subreport Query Criteria

Include Incoming Reciprocity = 'Yes'

Minimum Total Hours = '154'




Show Details = 'No'

Main Report Query Criteria

Work Period between 

Listing of Hours Reported by EE

Bricklayers #1 - Richmond
P.O. Box 1769
Salem, VA 24153
540-345-7735

SSN	Name	S/T Hrs	O/T Hrs	D/T Hrs	Total Hrs
					

Listing of Hours Reported by EE

Bricklayers #1 - Richmond
P.O. Box 1769
Salem, VA 24153
540-345-7735

SSN	Name	S/T Hrs	O/T Hrs	D/T Hrs	Total Hrs
Report Totals:					

Listing of Hours Reported by EE

Subreport Query Criteria

Include Incoming Reciprocity = 'Yes'

Minimum Total Hours = '154'

Show Details = 'No'

Main Report Query Criteria

Work Period between 